



**BEARS**

**06**

**MEDIA GUIDE**



*where is football town? five hours before gates open.*



*Coca-Cola*  
Real



# 2006 Chicago Bears

## Table of Contents

<b>THE STAFF</b>	
Board of Directors	2
Staff Directory	3
Chicago Bears by the Decade	4-5
President & CEO Ted Phillips	6-7
General Manager Jerry Angelo	8-9
Coaching Staff	10-30
Lovie Smith	10-12
Ron Rivera	13-14
Ron Turner	15-16
Dave Toub	17
Bob Babich	18
Rob Boras	19
Darryl Drake	20
Harold Goodwin	21
Harry Hiestand	22
Don Johnson	23
Lloyd Lee	24
Kevin O'Dea	25
Tim Spencer	26
Steven Wilks	27
Wade Wilson	28
Mike Bakjian	29
Gill Byrd	29
Rusty Jones	30
Jim Arthur	30
Football Staff	31-32
Office Staff	33-38

<b>THE PLAYERS</b>	
Ayanbadejo, Brendon	40-41
Benson, Cedric	42-43
Berrian, Bernard	44-45
Boone, Alfonso	46-47
Bradley, Mark	48
Briggs, Alex	49-50
Brown, Lance	51-52
Brown, Mike	53-54
Brown, Ruben	55-56
Clark, Desmond	57-58
Davis, Rashad	59
Edwards, Steve	60
Friedman, Lemmie	61
Gage, Justin	62-63
Garza, Roberto	64-65
Gilmore, John	66-67
Gould, Robbie	68-69
Griesel, Brian	70-75
Grossman, Rex	76-78
Harris, Chris	79
Harris, Tommie	80-81
Haynes, Michael	82-83
Hillmeyer, Hunter	84-85
Idonigie, Israel	86
Joe, Leon	87
Johnson, Bryan	88-89
Johnson, Tank	90
Johnson, Todd	91-92
Jones, Thomas	93-97
Kreutz, Olin	98-99
Mannely, Patrick	100-101
Manning Jr., Ricky	102-103
Maynard, Brad	104-106
McKie, Jason	107-108
Metcalfe, Terrence	109
Miller, Fred	110-111
Mitchell, Qasim	112
Muhammad, Mubsin	113-117
Odom, Joe	118
Ogunleye, Adewale	119-121
Orton, Kyle	122-123
Peterson, Adrian	124-125
Reid, Gabe	126
Scott, Lant	127-128
St. Clair, John	129
Tait, John	130-131
Tillman, Charles	132-133
Urchick, Brian	134-137
Vasher, Nathan	138-139
Wesley, Dante	140-141
Worrell, Cameron	142

<b>2006 Drafts</b>	
Manning, Daniel	144
Hester, Devin	145
Dvoracek, Dusty	146
Williams, Jamar	147
Anderson, Mark	148
Rumrills, J.D.	149
Reed, Tyler	150
Players with Pro Experience	151-161
Undrafted Free Agents	162-167
Veteran Roster	168
First-Year/Rookie Roster	169
Career NFL Stats of Active Bears	170
How the 2006 Bears were Built	171
How the 2006 Bears got to the NFL	172

<b>2005 YEAR IN REVIEW</b>	
2005 Final Statistics	174-175
2005 Defense and Special Teams Stats	176
2005 Participation Chart	177
2005 Starting Lineups	178
2005 Preseason Statistics	179
2005 Game Summaries	180-189
2005 NFL Standings	190

<b>BEARS RECORDS</b>	
The Last Time	192-194
Individual Rookie Records	195
Individual Records	196-206
Opponent's Individual Records	207-208
Team Records-Offense	209-216
Team Records-Defense	217-224
Individual Postseason Records	225-228
Career Leaders	229-232

<b>HISTORY</b>	
Bears Historical Highlights	234-237
Historical Biographies	238-239
Bears Hall of Famers	240-245
Attendance	246
Annual Scoring Leaders	247
Annual Rushing Leaders	248
Annual Passing Leaders	249-250
Highest Quarterback Ratings	250
Annual Receiving Leaders	251-252
Annual Punt Return Leaders	253
Annual Kickoff Return Leaders	254
Annual Interception Leaders	255
Annual Punting Leaders	256
Annual Sacks Leaders	256
100-Yard Rushing Games	257-259
100-Yard Receiving Games	260-262
300-Yard Passing Games	263
Quarterbacks Starting Records	264-265
All-Time First-Round Draft Picks	266
All-Time Bears Drafts	267-274
All-Time Bears Jersey Numbers	275-282
All-Time Bears Roster	283-294
All-Time Assistant Coaches	295
Preseason Results, Year-by-Year	296-300
Bears Postseason Results	301
Bears Playoff Game Summaries	302-320
All-Time Results, Year-by-Year	321-365
Team-by-Team Series Records	366-374
Team-by-Team Summary	374-375
Bears on Monday Night Football	376
Bears in the Pro Bowl	377-378
Bears Record in Overtime	378

<b>MISCELLANEOUS INFORMATION</b>	
Soldier Field	380-384
History	381
Tribute and Honoring Tradition	382-383
Parking & Seating Charts	384
Julia Hall	385
Training Camp Information	386
Media Information	387
Bears Radio Play-by-Play	388
ChicagoBears.com	389
Bears Share	389
Chicago Bears Broadcasting	390
Community Relations	392-393
Bears Care	394-395
NFL Public Relations Directory	396
2006 NFL Calendar	396
2006 NFL Preseason Schedule	397
Media Guide Index	398

<b>INFORMATION BOXES</b>	
Chicago Bears Fight Song	2
Naming the Bears	4
Akman Efficiency Ratings	14
Award-Winning Stadium	16
Linebacker Sacks	19
Playoff Appearances	21
First-Time Bears	22
Player Ages	23
2006 Offseason Transactions	24-25
Directions to Halas Hall	27
Bears Team Physicians	41
Bears in the Rankings	43
Bears vs. Super Bowl Winners	47
Playoff Payout	63
Strike Games	65
Rules of Instant Replay	67
Bears Rookie QB Performances	77
Bears Leading Tacklers	81
Top First 3-Season Tackle Totals	83
Attendance Records	85
Offense Inside-the-20	89
Instant Replay's Players	92
Brother Combos in the NFL	95
Divisions of the NFL	99
2005 Quarter-by-Quarter Scoring	101
Piccolo Award	108
Sacks Allowed, Reducing	111
Sacks by Defensive Line	121
Year-by-Year Takeaways/Giveaways	128
NFL Walter Payton Man of the Year	131
Opening Day Rookie Starters	141
2006 Draft Picks	149
Top Universities	150
NFL Europe	155
Series, Last Time Game Played	157
Undrafted Free Agents	165
Rookie Starters	167
Pronunciation Guide	169
Future Schedules of the NFC North	175
Future Super Bowl Sites	190
Shutouts	198
Injured Reserve since 2001	199
Longest Plays at Soldier Field	208
Stations Bears Reside	209
Teams with Most NFL Victories	216
Air Miles Bears Travel Per Season	224
Longest Win/Lose Streaks vs. One Team	225
Most Season-Opening Wins	228
Ed Block Courage Award	237
Pro Football Hall of Famers by Franchise	245
Sellouts	246
All-Time NFC North Standings	247
Thomas Jones Rushing	248
Cold-Weather Games in the NFL	250
Contract Expiration of 2006 Bears	251
Free Agent Signings Since 2001	252
Come-From-Behind Wins since 1980	253
Blown Leads since 1980	254
Thanksgiving Day Games	255
40 Rushes vs. 40 Passes	258
Tie Games	260
QB Rating Formula	265
2005 Rookie-Class Contributions	274
Retired Numbers	276
Top Bears Victories/Defeats	291
Evolution of the Bears Uniform	293
Members of the 33-Man Roster	294
Head Coaches, All-Time	300
Highest-Rated TV Programs	301
International Games	301
Practice Squad, All-Time	324
Wrigley Record	326-327
Divisional Challenge	368
Franchise Moves	371
Internet Access to the Bears	383
Ed McCasky Memorial Garden	385
2006 Bears Team Hotels	387
Staley	389
Community Relations Contact Info	392

### BEARS HEADQUARTERS

Halas Hall  
1000 Football Drive  
Lake Forest, IL 60045  
847 / 295-6600  
[www.chicagobears.com](http://www.chicagobears.com)

The Chicago Bears 2006 Media Guide was produced by the Bears Media Relations Department. Staff and player photos by Bill Smith and Wayne Paulo (NFL Europe). Cover design by John Conroy. Special thanks to Ed Kozak and Doug Colletti. Printed by Rapid Impressions, Broadview, Ill. (708/344-2800).

# 2006 Chicago Bears

## Board of Directors



**Michael McCaskey**  
Chairman of the Board



**Virginia McCaskey**  
Secretary



**Ted Phillips**  
President and CEO



**Ed McCaskey, Jr.**  
Member




**George McCaskey**  
Member



**Patrick McCaskey**  
Member



**Andrew McKenna**  
Member



**Pat Ryan**  
Member

### CHICAGO BEARS FIGHT SONG

The Chicago Bears fight song, *Bear Down, Chicago Bears*, was introduced in 1941. Though Jerry Downs is listed as the composer, it actually is a pseudonym for Al Hoffman (who also wrote the words and music for the song *If I Knew You Were Coming, I'd Have Baked a Cake*).

Hoffman's words for the Bears' fight song:

*Bear down, Chicago Bears, make every play clear the way to victory;  
Bear down, Chicago Bears, put up a fight with a might so fearlessly.  
We'll never forget the way you thrilled the nation with your T-formation.  
Bear down, Chicago Bears, and let them know why you're wearing the crown.  
You're the pride and joy of Illinois, Chicago Bears, bear down.*



# 2006 Chicago Bears Staff Directory

## MANAGEMENT

President and CEO	Ted Phillips
General Manager	Jerry Angelo
Vice President	Tim McCaskey
Senior Director of Special Projects	Patrick McCaskey
Senior Director of Business Development	Brian McCaskey
Executive Assistant/Human Resources Manager	Ann Quint
Executive Assistant	Dianne Shabat
Assistant to the General Manager	Robyn Wilkey

## TICKETS

Senior Director of Ticket Operations	George McCaskey
Director of Ticket Operations	Kendra Lindborg
Customer Service Reps.	Bill Collingbourne, Krista Fortman, Brendan Pierce, Jennifer Wilgosiewicz

## ACCOUNTING

Senior Director of Finance & Treasurer	Karen Murphy
Controller	Jake Jones
Accounting Assistant	Lorelei Potts
Staff Accountant	Alex Festin
Finance & Treasurer Assistant	Brit Bending

## ADMINISTRATION

Senior Director of Administration	John Bostrom
-----------------------------------	--------------

### Building Administration

Administration	Rich McCaskey
Administration	Clyde Emrich
Building Maintenance	Gil Lopez
Director of Security & Safety Services	Tom Dillon
Security	Rich Slusser
Security	Gary Govekar
Receptionist	Linda Schroeder

### Travel

Travel & Operations Coordinator	Geoff Bunzol
---------------------------------	--------------

### Stadium Operations

Director of Stadium Operations	Bryan Pett
--------------------------------	------------

### Community Relations

Director	Caroline Guip
Manager	Jessica Kies
Community Relations Assistant	Kate Rackow
Bears Care Program Coordinator	Marge Hamm

### Food Services

Director	Dave Majercik
----------	---------------

## COACHING STAFF

Head Coach	Lovie Smith
Defensive Coordinator	Ron Rivera
Offensive Coordinator	Ron Turner
Special Teams Coordinator	Dave Toub
Asst. Head Coach/Linebackers	Bob Babich
Tight Ends	Rob Boras
Wide Receivers	Darryl Drake
Assistant Offensive Line	Harold Goodwin
Offensive Line	Harry Hiestand
Defensive Line	Don Johnson
Defensive Assistant	Lloyd Lee
Assistant Special Teams	Kevin O'Dea
Running Backs	Tim Spencer
Defensive Backs	Steven Wilks
Quarterbacks	Wade Wilson
Offensive Quality Control	Mike Bajakian
Defensive Quality Control	Gill Byrd
Strength & Conditioning Coordinator	Rusty Jones
Strength & Conditioning Assistant	Jim Arthur
Football Operations Assistant	Andrew Hayes-Stoker
Assistant to the Head Coach	Susie Schmidt

## COMPUTERS

Director of Football Systems Technology	Brian Wright
Network/Systems Specialist	Brent Johnson
IT Systems Manager	Matt Cook

## FOOTBALL OPERATIONS

Head Athletic Trainer	Jim Bream
Assistant Athletic Trainer	Chris Hanks
Assistant Athletic Trainer	Scott DeGraff
Director of Rehabilitation	Bobby Slater
Equipment Manager	Tony Medlin
Assistant Equipment Managers	Carl Piekarski, Brad Camp
Head Groundskeeper	Ken Mrook
Assistant Head Groundskeeper	John Berta
Groundskeeper Assistant	Joe Krajnick
Director of Player Development	Bobbie Howard
Director of Video Services	Dean Pope
Assistant Video Director	Dave Hendrickson
College Video Coordinator	Dan Tuohy
Video Assistant	Jamie Hymen
Consulting Orthopaedists	Mark Bowen, Gordon Nuber
Consulting Internists	Michael Ankin, Adam Bennett, Howard Katz

## PLAYER PERSONNEL

Director of College Scouting	Greg Gabriel
Director of Pro Personnel	Bobby DePaul
Assistant Director of Pro Personnel	Morocco Brown
Assistant Pro Scout	Kevin Turks
Director of Player Contracts & Legal Affairs	Cliff Stein
Area Scouts	Marty Barrett, Chris Ballard, Rex Hogan, Mark Sadowski, Jeff Shiver, Ted Monaco
Football Operations Asst.	Jeremy Snyder, Mike LaFlamme

## SALES & MARKETING

Senior Director of Sales & Marketing	Chris Hibbs
Marketing Operations Assistant	Katie Nagle

### Corporate Sales & Services

Director of Corporate Sales	Ryan Huzjak
Manager of Corporate Sales	Dave Eck
Corporate Sales Manager	Shawn Adams
Corporate Sales Manager	Dana Dressler
Director of Client Services	Stacey Larsen
Client Services Manager	Rebecca Coffey
Client Services Coordinator	Rebecca Schmid

### Stadium Sales & Services

Director	Adam Kellner
Suite Sales & Services Manager	Michelle Somkovic
Suite Services Coordinator	Lindsay Elliott
Premium Seat Sales & Services Mgr.	Cindy Jordan Littlefield
Fan & Stadium Services Manager	Bob Laskowski
Stadium Sales & Fan Services Assistant	Jacinta Williams

## CORPORATE COMMUNICATIONS

Senior Director of Corporate Communications	Scott Hagel
Broadcasting	

Director	Greg Miller
Coordinating Producer	Jim Padgett
Videographer/Producer	Kevin Foy
Graphic Designer/Producer	Rommel Paraiso

### Creative Services & Internet

Director	John Conroy
Senior Web Writer	Larry Mayer
Website Manager	Trevor Frederickson

### Events & Advertising

Director	Julie Taft
Events & Advertising Manager	Mike White
Events & Advertising Coordinator	Mandy Sowa

### Media Relations

Media Services Manager	Jim Christman
Media Information Manager	Roger Hacker
Media Relations Assistant	Sharon Lehner
Media Relations Assistant	Brian Hardin

## BUSINESS DEVELOPMENT

Business Development Assistant	Dan Yuska
Alumni Relations Assistant	Kara Smith



# 2006 Chicago Bears

## By the Decade

One of the world's most storied professional sports franchises, the Chicago Bears were established in 1920 as George Halas founded professional football with representatives from 11 other clubs in Canton, Ohio. Halas was not only the team's founder but served as head coach for 40 years, and was active with the Bears until his death in 1983. The franchise has won nine world championships, six of those coming between 1932-46, and in 1997 became the first club in NFL annals to notch its 600th victory. The team has participated in the playoffs 23 times, and sent 26 players, one coach, and one general manager to the Pro Football Hall of Fame, the most of any team.

A native Chicagoan, Halas was a three-sport letterman at the University of Illinois. He joined the Navy after graduation before playing right field for the New York Yankees. A hip injury ended his baseball career and Halas moved to Decatur to work for a corn products firm owned by A.E. Staley, who sponsored a semi-pro baseball team and later commissioned Halas to organize an independent football team. One year later, Staley gave Halas the club and Halas made Ed "Dutch" Sternaman his partner. Halas was a player-coach from 1920-29 and was named to the NFL all-pro squad of the 1920s. He holds three NFL coaching records and four Bears coaching records. Halas' 324 coaching victories was broken in 1994 by Don Shula of the Miami Dolphins. Halas led the Bears to six world championships — his first and last separated by 42 years (1921 and 1963). (See page 228 for more on George S. Halas.)

**1920s:** George Halas founded pro football and the Decatur Staleys in 1920 and set membership at \$100 per club. The Staleys posted a 10-1-2 record in that inaugural season as each player earned \$1,900 for the season. The Bears won their first title the next season (1921) with a 9-1-1 mark and went on to post winning records in all but one season in the entire decade (1929: 4-9-2). The first major signing took place in 1925 when the Bears signed Red Grange to a contract. Halas then took Grange and the Bears on a coast-to-coast barnstorming tour in which the club played 16 games in nine weeks. The first game of that stretch was played before 36,000 at the team's home site, Wrigley Field.

**1930s:** Halas left the coaching ranks in 1930 and Ralph Jones led the club to a 24-10-7 record from 1930-32. The Bears won the 1932 championship before 11,198 fans at Chicago Stadium. The franchise lost \$18,000 that season and Sternaman sold his half of the club to Halas. The 1933 season marked Halas' return to coaching and the beginning of the "modern" National Football League. The Bears beat the Giants 23-21 in the NFL's first championship game that year. The Bears advanced to the NFL title game twice more in the 30's, but fell to the Giants in 1934 and the Redskins in 1937.

**1940s:** The decade began with another NFL title as the Bears buried the Washington Redskins, 73-0, as ten different players scored while Chicago unveiled the T-formation. Halas left for war duties in the middle of the 1942 season. The team continued winning, but lost the title game in Washington, 14-6. Luke Johnsons and Hunk Anderson co-coached the wartime Bears the next three seasons. In 1943, the Bears beat Washington 41-21 at Wrigley Field in the NFL title game. Halas returned in 1946 and the Bears won the title again — defeating the Giants, 24-14, before a NFL-record crowd of 58,346 in the Polo Grounds.

**1950s:** The Bears began the decade with a title run, but lost to the Rams in the 1950 Western Division title game, 24-14. Paddy Driscoll replaced Halas as coach in 1956 and the Bears lost to the Giants in the NFL Championship game at Yankee Stadium. Halas returned for his final stint as head coach in 1958.

**1960s:** The Bears won their final title under Halas in 1963, beating the NY Giants, 14-10, at Wrigley Field. A new era was signaled in 1965 when the club drafted Dick Butkus and Gale Sayers in the first round of the college draft. Sayers set a NFL record with 22 TDs as a rookie, including six in a single game against the 49ers. Prior to the 1968 season, Halas retired from coaching after 40 seasons and a 324-151-31 record.

## NAMING THE BEARS

George Halas originally named the team the Decatur Staleys after A.E. Staley, a starch manufacturer and enthusiastic sports fan who sponsored a semi-pro team and commissioned Halas to organize the new squad.

One year later, trying to match the profitability of Chicago's baseball games, Staley asked Halas if he would take the team off Staley's hands and move it to Chicago for \$5,000, while keeping the name Staleys for another year. With the help of legendary baseball pioneer Bill Veeck and William Wrigley, Halas soon acquired a lease to play at Wrigley Field.

When Halas' obligation to Staley terminated in 1922, he considered re-naming the team the Chicago Cubs out of respect for Veeck and Wrigley who, according to Halas in his biography, "had been such a great help."

But, as Halas continued, "I noted football players are much bigger players than baseball players, so if baseball players are cubs, then football players must be bears!"

On January 28, 1922, the franchise was re-named the Chicago Bears.

The team colors have always been blue and orange after those of Halas' alma mater, the University of Illinois. Halas lettered in football, basketball, and baseball for the Fighting Illini, and is honored as one of U of I's most distinguished alumni in the Illini Union in Champaign-Urbana.



# 2006 Chicago Bears

## By the Decade

By the Decade

Ed McCaskey was named team's vice-president and treasurer in 1967, a position he held for 17 years before being named Chairman of the Board in 1983 and eventually Chairman Emeritus in 1999. Ed spearheaded the club's civic activities for many years and attends NFL meetings. Among his many civic contributions on behalf of the Bears was guiding the Brian Piccolo Fund from its inception in 1970 to 1987, raising millions of dollars for cancer research.

**1970s:** The Bears played their final season in Wrigley Field in 1970 before moving to Soldier Field. In the same year, Halas was elected president of the NFC as the NFL and AFL merged. In 1974, Jim Finks joined the Bears as General Manager. Finks named Jack Pardee, the first non-Bear in such a position, as head coach replacing Abe Gibron. In 1975, the Bears moved their training camp to Lake Forest after spending 31 years in Rensselaer, Indiana; and Walter Payton was the club's first-round draft choice. After a 14-year hiatus the Bears returned to the playoffs in 1977, winning their final six games to finish 9-5. The Bears again made the playoffs in 1979 under head coach Neill Armstrong. Chicago lost in the opening round in both 1977 and 1979. The organization suffered a major loss at end of the decade when team president George "Mugs" Halas, Jr. died at 54. Mugs joined the Bears front office in 1950, was named treasurer in 1953, and became president of the club in 1963.

**1980s:** Armstrong's tenure ended in 1982 and he was replaced by Dallas Cowboys' assistant Mike Ditka, a Bears tight end from 1961-66. In 1983, Jim Finks resigned and George Halas died at age 88. Michael McCaskey, the oldest son of Ed and Virginia McCaskey and the grandson of George Halas, became the third president in club history.

McCaskey was a business school professor and operated a consulting company in Boston before joining the Bears. In his 15 seasons as club president, the Bears posted nine winning seasons, made three trips to the NFC title game and won Super Bowl XX. McCaskey has served stints on the Finance, Long Range Planning, Stadium, and NFL Properties Executive committees during his tenure.

The Bears returned to the NFL elite in 1984. They advanced to the NFC Championship game (losing to San Francisco) and Walter Payton broke Jim Brown's all-time NFL rushing record. The loss in the '84 title game set the stage for the 1985 season in which the Bears posted shutouts in both playoff games before ripping the Patriots, 46-10, in Super Bowl XX. The Bears won the NFC Central division each of the next three seasons, but could never get past the NFC title game. Payton's jersey was retired following the '87 season.

**1990s:** The Bears made playoff appearances in 1990 and 1991. The 1992 season was marked by the retirement of Mike Singletary, the end of the Mike Ditka era and Kevin Butler becoming the club's all-time scoring leader. Dave Wannstedt was named the 11th coach in team history in 1993 and led the Bears to back-to-back winning seasons in 1994 and 1995. The uniform numbers of Dick Butkus (51) and Gale Sayers (40) were retired in 1994. The team moved into its new headquarters, Halas Hall at Conway Park, on March 3, 1997. The Bears became the first franchise in NFL history to win 600 games; number 600 was a 13-7 win over Tampa Bay at Soldier Field (11-23-97). On August 1, 1998, Mike Singletary became the 25th Bear inducted into the NFL Hall of Fame, the most of any franchise. Dick Jauron became the 12th head coach in Bears history on January 24, 1999. Two weeks later the Bears reshuffled the front office by naming Ted Phillips President and CEO, Michael McCaskey Chairman of the Board, and Ed McCaskey Chairman Emeritus. Chicago mourned the passing of legendary running back Walter Payton on November 1, 1999 as he lost his battle with a rare liver disease. The Bears named their indoor practice facility the "Walter Payton Center" in his honor the following spring.

**2000s:** The Bears won the NFC Central in 2001, the final year of the division, and also accomplished one of their greatest off-field achievements with the approval of the lakefront improvement plan which ended the Bears 44-year stadium effort on Jan. 5, 2001, with a new stadium set to open in 2003 built within the historic colonnades at Soldier Field. Demolition of the old Soldier Field began following a play-off loss to Philadelphia on Jan. 19, 2002. With expansion of the League to 32 teams in 2002 with the addition of the Houston Texans, the AFC and NFC each aligned to four divisions of four teams with Tampa Bay moving into the newly created NFC South leaving traditional rivals Chicago, Green Bay, Detroit and Minnesota in the NFC North. 2002 also marked a year of change as the Bears moved their training camp home from Platteville, Wis., which had hosted the summer training camp for 18 years, to Olivet Nazarene University in Bourbonnais, just 60 miles south of Chicago. The Bears also played all of their home games during the 2002 season at Memorial Stadium in Champaign while the new stadium at Soldier Field was being constructed. Defensive end/tackle Dan Hampton was the 26th Bear to be inducted into the Pro Football Hall of Fame on Aug. 3, 2002. The Bears made their debut in the new Soldier Field on Sept. 29, 2003, dropping a 38-23 decision to the Green Bay Packers. Later that same season (10/26/03), Chicago defeated the Detroit Lions 24-16 to become the first team in the NFL to win 650 games. Following the 2003 season, Dick Jauron's coaching tenure ended after five seasons and a 35-46 record. Lovie Smith became the 13th head coach in team history on Jan. 15, 2004. Smith was named Coach of the Year following the 2005 season after he led the Bears to their first NFL North title. Chicago's defense ranked No. 2 at the end of the season led by NFL Defensive Player of the Year Brian Urlacher.



# 2006 Chicago Bears President & CEO

Ted Phillips



**Ted Phillips**  
President & CEO



Phillips was named President and Chief Executive Officer on February 10, 1999. He is the fourth person to serve as president in the organization's storied 86-year history following Michael McCaskey, George "Mugs" Halas, Jr., and George S. Halas. Upon taking the reins of one of the historic teams in professional sports, Phillips set a course for the Bears to rejoin the NFL's elite. His plan revolves around creating the best fan experience possible and bringing a 10th championship to the league's premier franchise. In seven years, Phillips has reorganized the team's football and business operations along with bringing one of the nation's top football stadiums to Chicago. With the foundation now in place, Bears fans have reasons to be excited.

Soldier Field's atmosphere provides a distinct home field advantage for the team, while allowing patrons to enjoy a first-class experience in the stands, with close to the field seating, outstanding sightlines and high level NFL amenities that are well deserved by the NFL's most enthusiastic and passionate fans. Among the many local and national awards, the Soldier Field project was selected by the *NY Times* as one of the nation's best architectural buildings in 2003, and Midwest Construction selected Soldier Field as "Overall Project of the Year".

An NFL veteran with over 20 years of experience with the Chicago Bears, he is involved in all critical decisions of the Bears, overseeing all aspects of the organization. He has revived the team's proud tradition and orchestrated a team structure to deliver success on and off the field. Phillips has espoused a philosophy of surrounding himself with high character, intelligent and driven individuals who share common goals, striving to make all aspects of the Bears organization the best in the NFL. Emphasizing a team work ethic, Phillips believes that no one area is more important than the overall organization and that success at every level is key in the Bears' quest to return to the Super Bowl. His highlights include hiring the team's first general manager in over 14 years, reorganizing the club's business operations, returning the Bears training camp to Illinois and presiding over two division championships (2001 and 2005) after the club went over a decade without winning one.

During the 2001 off-season, Phillips hired Jerry Angelo, giving new direction to the Bears football operations. He went on to extend Angelo's contract following the 2003 season, creating continuity and stability across the front office, which was critically important with the arrival of head coach Lovie Smith and his staff.

Fans have responded favorably since the Bears training camp returned to the State of Illinois in 2002, turning out in record numbers over the three-week training period with some practice crowds exceeding 10,000 in attendance.

Displaying astute leadership and a solid work ethic, Phillips insists on strong internal communication and attention to detail. Taking great pride in the Bears organization, he allows individual departments to feel a sense of ownership in their areas, allowing his staff the freedom to make decisions, provide strategic input, in the process becoming valued members of the team. Many departments have begun to flourish under Phillips direction. Examples include the expertise of his Corporate Sales staff with the innovative Hall of Fame Partner program, which seeks to maximize the value and exposure to a limited number of key corporate partners. Broadcasting continues to grow their in-house capabilities, producing fresh and innovative ideas both in content and graphic design in various mediums such as print, television and radio and in stadium displays. Corporate Communications is continuously striving to improve the team's website to make it the premier site for up to the minute Bears news. Their creative ideas include providing "hands-on" perspectives from both management and players to Bears fans.

He also continues to emphasize the importance of fan relations and customer service, insisting on personalized attention from both ticket operations and fan services staff, along with enhancing the Bears' game day experience and expanding the club's special events and community relations efforts.



# 2006 Chicago Bears President & CEO

In February of 2005, Phillips recognized other community builders as the chairman of the 11th Annual Chicago Development Awards, established to celebrate Chicago's neighborhoods, the best community development projects and the not-for-profit organizations behind them. Phillips' other community activities include involvement with Children's Memorial Hospital and the Chicagoland Chamber of Commerce.

Phillips served as the Bears' Vice President of Operations for six seasons starting in 1993. Recognized for his many years of handling the Bears' contract negotiations and team finances, Phillips is currently one of only two individuals in the NFL to serve on both the NFL Working Club Executive committee and the NFL Senior Club Executive committee, whose mission is to analyze both the financial and football operations aspects of the Collective Bargaining Agreement. The NFL salary cap system is widely regarded as the best overall financial system in professional sports. Before becoming Vice President of Operations, Phillips served as the Director of Finance from 1987 to 1993, handling all player contract negotiations and overseeing the club's business operations. Phillips joined the Bears staff on September 28, 1983, as the team's Controller, a position he held for four years.

Prior to joining the Bears, Phillips was employed as an auditor and tax accountant with the international accounting firm Ernst & Whinney (now Ernst & Young), from 1979-83. He graduated from the University of Notre Dame in 1979 with a degree in business and accounting. Phillips earned a master of marketing and management degree from the Kellogg Graduate School at Northwestern University in 1989.

Phillips was born in Oneida, N.Y., and grew up in Nashua, N.H. He and his wife, Katie, have three sons: Matthew, Max, and Frank.



# 2006 Chicago Bears

## General Manager



**Jerry Angelo**  
General Manager



**H**aving guided Chicago to two division championships in five seasons since joining the team prior to the 2001 campaign, general manager Jerry Angelo has brought a clear vision to Bears football. Rewarding core players, building through the draft and managing the salary cap are the cornerstones of Angelo's direction. His plan has created stability in Chicago and generated hope as the Bears continue to build upon a strong nucleus of young talent.

Continuity in the Bears football operations was solidified in the 2004 off-season when Angelo hired Lovie Smith to be the 13th head coach in Chicago Bears history. Angelo and Smith spent five-years (1996-2000) together in Tampa Bay, helping build a team that went on to capture a Super Bowl championship in 2002.

Angelo's mantra during his tenure in Chicago has been "reward your own" and he has followed through by taking a proactive approach with the team's key players. A total of 13 current players, including Pro Bowlers Brian Urlacher, Olin Kreutz and Mike Brown, have received contract extensions since Angelo's arrival and nearly 75 percent of the Bears 2006 roster is signed through the next two seasons (not including the seven 2006 draft picks).

Managing the salary cap is a key element to maintaining a team's continuity and adding talent through free agency. Angelo and his staff have excelled in this area allowing the Bears to attract key additions through the free agent market. Chicago tapped the free agent market to solidify its quarterback situation this off-season with the signing of veteran Brian Griese. The previous year Angelo and the Bears got a jump on the market when they signed Pro Bowl WR Muhsin Muhammad one day after he was released by the Carolina Panthers. Chicago later signed OT Fred Miller and G/C Roberto Garza during the 2005 off-season. In 2004 the Bears used free agency to bolster the team's offense with three current starters: OT John Tait, RB Thomas Jones and G Ruben Brown. Tait was a restricted free agent signed away from Kansas City with an offer sheet, the same means by which Chicago netted CB Ricky Manning, Jr. from Carolina with an offer sheet this off-season. Free agency has not been the only means used to add talent under Angelo. Several key contributors of the Bears 2005 division championship team were acquired via trade: Brendon Ayanbadejo, Bryan Johnson and Adewale Ogunleye. Angelo's personnel department has also tapped the waiver wire to acquire Hunter Hillenmeyer, Robbie Gould and John St. Clair while snatching Alfonso Boone and Gabe Reid off opponents' practice squads.

The draft, the primary means of bringing new talent to any NFL team, has been accentuated under Angelo. The efforts of his scouting staff were highlighted following the 2005 season when three Bears players drafted by Angelo received their first career Pro Bowl selections: Lance Briggs (drafted in 2003), Tommie Harris (2004) and Nathan Vasher (2004). Chicago added speed and athleticism at several positions in the 2006 draft, primarily benefiting its defensive and special teams units. The Bears selected defensive players with each of their first five draft picks, but the team's pair of second round picks (Daniel Manning and Devin Hester) each brought impressive resumes as kickoff and punt return men with them to the NFL. Chicago made offense the priority in the 2005 draft, taking skill-position players with each of their first four selections. Chosen fourth overall in 2005, RB Cedric Benson stands as the highest overall selection made by Angelo during his tenure with the Bears. In the 2004 draft, Chicago tabbed six defensive prospects in eight selections, including top pick Tommie Harris. In 2003, Angelo orchestrated the League's most significant draft trade sending the fourth overall pick to the New York Jets in exchange for two first round selections (Michael Haynes and Rex Grossman). By the end of the draft weekend, Chicago had selected 12 players, the most of any team in the NFL. Angelo's last three drafts have produced an aggregate total of 16 rookie starters combining to make 101 starts: 38 in 2003, 30 in 2004 and 33 in 2005.

In his first season leading the Bears football staff, Angelo helped guide the team to its first division title in 11 years. He was handed the reins of the Chicago Bears football operations on June 12, 2001 as the team's first general manager since 1986 (Jerry Vainisi). Angelo has 37 years of football experience, including 20 as a NFL scout and 19 in the NFC North Division (includes 15 years in



# 2006 Chicago Bears General Manager

Jerry Angelo

former NFC Central Division). He oversees the Bears entire football staff including football operations, personnel and coaching along with all decisions regarding the draft, free agency, trades and the salary cap.

Angelo accepted his current post after spending 14 years overseeing Tampa Bay's scouting department as the Buccaneers' Director of Player Personnel. In Tampa, Angelo helped turn a team that averaged under five wins a season in its first 21 years of existence into a perennial playoff contender, as the Buccaneers averaged almost 10 wins over his last four years with three playoff berths and one NFC Championship appearance (1999). The Youngstown, Ohio, native was a key member in carrying out the philosophy of Tampa's rebuilding process. He contributed to drafting Pro Bowlers Tony Mayberry (1990), John Lynch (1993), Trent Dilfer (1994), Warren Sapp (1995), Derrick Brooks (1995), Mike Alstott (1996), Donnie Abraham (1996), Warrick Dunn (1997) and Martin Gramatica (1999). He also was a pivotal player in recruiting free agents Hardy Nickerson (1993), Jeff Christy (2000) and Randall McDaniel (2000), all of whom made trips to Hawaii donning a Bucs uniform. Overall, Angelo had a hand in Tampa's 32 Pro Bowl appearances by 14 different players from 1989 to 2000.

Prior to joining Tampa Bay in 1987, Angelo spent five seasons (1982-86) as a regional scout for the New York Giants, including their Super Bowl XXI campaign. He spent 1981 in the Canadian Football League as the Calgary Stampeders linebackers coach. Angelo broke into the NFL as a scout for the Dallas Cowboys in 1980. After playing defensive tackle for three years (1968-70) at Miami of Ohio for coaches Bo Schembechler and Bill Mallory, Angelo graduated with a bachelor's degree in social sciences and a master's in secondary administration while working as a graduate assistant at the university in 1971. He went on to coach eight more years in the collegiate ranks beginning at Colorado State as a part-time defensive line coach (1972) and ending with a five-year stint as the D-line coach at Syracuse (1975-79). In 1973 and 1974, he served as the defensive line coach and recruiting coordinator for the University of Tampa before the Spartans cut the football program.

Jerry and his wife, Bernie, have two daughters, Leisa, who is married to Brad Rice, and Sutton.

**Playing and Coaching History-** 1968-70: Miami (Ohio) University, Defensive Tackle; 1971: Miami (Ohio) University, Graduate Assistant; 1972: Colorado State University, Part-time Defensive Line Coach; 1973-74: University of Tampa, Defensive Line Coach/Recruiting Coordinator; 1975-79: Syracuse University, Defensive Line Coach; 1980-81: Dallas Cowboys, Scout; 1981: Calgary Stampeders, Linebackers Coach; 1982-86: New York Giants, Regional Scout; 1987-2000: Tampa Bay Buccaneers, Director of Player Personnel; 2001-present: Chicago Bears, General Manager



Bears general manager Jerry Angelo with his first pick in the 2006 NFL Draft, Danieal Manning.

# 2006 Chicago Bears

## Head Coach

Lovie Smith



### Lovie Smith

#### Head Coach



**L**ovie Smith set forth with three stated goals when he was hired as the 13th head coach in Chicago Bears history on January 15, 2004: end the decade of dominance by the Green Bay Packers over the Bears, capture the NFC North Division for Chicago and win the Super Bowl. Heading into his third year owning a 16-16 regular season record as the team's on-field steward, Smith has accomplished each of the first two goals through his first two seasons and will go to work on the third objective in 2006.

Smith was named the Associated Press NFL Coach of the Year for 2005 after becoming the fastest head coach in Bears history to lead the team to a division title, doing so in his second campaign

while setting a franchise record for victories by a sophomore head coach with 11. The Coach of the Year Award was the sixth all-time for a Bears head coach, more than any other team in the NFL. Smith - who won the award with 24.5 of 50 possible votes - was the fourth head coach in team history to win the award after team founder George S. Halas in 1963 and 1965, Mike Ditka in 1985 and 1988 and Dick Jauron in 2001. Just the third coach in team history to lead the organization to the playoffs in his second season, Smith guided the Bears to their first-ever NFC North Division title in 2005. En route to the team's second division championship in five seasons, the Bears completed their first season sweep of Green Bay since 1991. The Bears are 3-1 against Green Bay since Smith came to Chicago.

Winning just one of their first four games to start the 2005 campaign, Smith rallied the Bears to an 11-5 regular season mark as Chicago became just the twentieth NFL team to qualify for the post-season after beginning the season 1-3 since the current 12-team playoff system was instituted in 1990. The Bears turned their season around as Smith guided the team to eight consecutive mid-season wins, the third-longest win streak in the NFL in 2005 and the longest by Chicago since the 1985 Super Bowl team won 12 straight to begin the season. In guiding the team to the No. 2 seed in the NFC Playoffs, Smith led a worst-to-first revival in the NFC North division as the Bears six-win improvement from the previous season was tied for the biggest in the NFL in 2005. The dramatic turn-around made Smith one of four active NFL coaches to have produced a six-game improvement in the second season of his initial stint as a head coach after Bill Parcells with the New York Giants in 1984, Jeff Fisher with the Houston Oilers in 1995 and Andy Reid with the Philadelphia Eagles in 2000. The Bears posted a 5-11 record in 2004 in Smith's first season as head coach as he presided over the youngest team in the NFL while battling through a spate of injuries that robbed the team of the services of several of its most productive players.

Smith has successfully laid Chicago's foundation for success in just two seasons on the job by establishing his cornerstone of aggressive defensive play. During Smith's first two seasons at the helm, Chicago ranked second in the NFL to the Pittsburgh Steelers having allowed 16.7 points per game and 56 total touchdowns while leading the league during that time by allowing the lowest opponent passer rating, opponent third-down and fourth-down conversion percentage and opponent red zone touchdown percentage in the league. The Bears also ranked sixth in the NFL during 2004-05 with 63 takeaways while scoring a league-high 10 touchdowns via defensive return - including nine interception return touchdowns - with a franchise-record six coming in 2004. Allowing the fewest points in the NFL in 2005, Chicago led the NFL in total defense for eight weeks during the regular season before finishing second, the team's first top-five finish in overall defense since 1993.

Smith came to Chicago with the reputation for being proficient at instituting positive change after he engineered a dramatic turnaround as the defensive coordinator of the Rams from 2001 through 2003. Known for his acumen in teaching and motivating young talent, Smith took on the added responsibility of Assistant Head Coach with the Rams prior to the 2003 season.

In Smith's first season as an NFL defensive coordinator with St. Louis in 2001, Smith helped the Rams return to the Super Bowl after missing the playoffs the previous season as the Smith-led defense



# 2006 Chicago Bears

## Head Coach

Lovie Smith

allowed fewer point and total yards per game than the previous year. Smith coached on playoff teams in four of his last five campaigns as an assistant and has done so in six of his 10 NFL seasons overall. The native Texan was sought out to take over the Rams defense after five seasons coaching linebackers at Tampa Bay from 1996-2000 under Tony Dungy.

During his three years in St. Louis, Smith molded a young defensive group into one of the NFL's most aggressive units. The Rams ranked among the League leaders in takeaways and sacks during his three years in St. Louis. From 2001-03, the Rams ranked third in the NFL in takeaways and fumble recoveries, tied for sixth in sacks, and tied for eighth in interceptions. Smith helped steward St. Louis to shutouts in both 2001 and 2003, the first white-washings by the Rams organization since 1994. The efforts of Smith's defense were rarely lost in the outcome of St. Louis' games during his tenure as the team's 33 wins ranked third behind Green Bay and Philadelphia in the NFL during that time. He capped his stint in St. Louis by orchestrating a unit that ranked among the League leaders in takeaways, defensive touchdowns, and sacks in 2003. In that year, St. Louis led the NFL with 46 takeaways while tying for fourth with 24 interceptions and leading the NFL with 22 fumble recoveries. That season's takeaway total is tied with the 1999 Eagles for the third-highest single-season total in the NFL since 1993 (2000 Ravens, 49; 1993 Bills, 47). St. Louis ranked fourth in the NFL by scoring five defensive touchdowns in 2003 and also posted the fourth-most sacks in the NFL.

Smith guided St. Louis to a defensive resurgence upon taking over in 2001. Inheriting a defense coming off a season in which it ranked 23rd in the NFL in total defense while allowing over 29 points per game, Smith improved the unit to third in the NFL in total defense while permitting only 17.0 points per game. In addition to leading the NFC in total defense in 2001 after ranking 10th the previous year, the Rams led the conference in fewest first downs allowed, fewest rushing first downs allowed, fewest first-down yards allowed, fewest first-down plays against, and fewest first-down yards per play allowed. Specifically, the St. Louis defense made one-year leaps to third from 13th in the NFL in run defense and 10th from 27th in the NFL in pass defense while improving to a conference-high 14 wins from 10 in 2000. Other highlights for the Rams defense in 2001 were ranking second in first downs allowed and seventh in points allowed per game while recording five defensive touchdowns. Smith and the Rams accomplished all this with seven new defensive starters in 2001, including two rookies.

In 2002, the Rams defense finished tied for fourth in the NFC and tied for fifth in the NFL in fewest touchdowns allowed while ranking sixth in the NFC and eighth in the NFL in third-down efficiency. During three straight games that November, St. Louis' defense yielded a mere 418 passing yards, the lowest three-game total by the franchise since 1988. Smith's unit also contributed to a five-game winning streak that season by allowing just one offensive touchdown per game, the longest such streak for the team since 1999.

Preceding his success in St. Louis, Smith contributed to the revival of Tampa Bay's defense as the Buccaneers linebacker coach from 1996-2000. Tampa's defense hadn't ranked above 20th in the NFL in the four seasons prior to Smith's arrival under head coach Tony Dungy and defensive coordinator Monte Kiffin, but had ranks of 11th in 1996, third in 1997, second in 1998, third in 1999, and ninth in 2000. During the five seasons with Smith on the Bucs staff, the team allowed less than 300 points each year while permitting an average of 16.9 points and 258.8 yards per game. Tampa Bay posted only two defensive touchdowns in Smith's first three years, but improved with two in '99 and a franchise-record six in 2000.

Smith's tutelage has consistently brought out the best in his players. As linebackers coach at Tampa Bay, Smith helped Derrick Brooks develop into one of the NFL's best linebackers. Brooks had 79 tackles as a rookie in 1995 before Smith joined the staff for the 1996 campaign. That season Brooks went over 100 tackles and was named to the Pro Bowl for the first time in his career, a pair of streaks that were extended to 10 consecutive in 2005. Also in 1996, Smith guided Hardy Nickerson to his second career Pro Bowl appearance after not being named the two previous seasons. Brooks and Nickerson combined to be named to eight Pro Bowls under Smith.

Individual success for players under Smith continued when he oversaw the defensive operations for St. Louis in 2001. Defensive end Leonard Little received his first career Pro Bowl berth in 2003 after his third consecutive season with at least 12 sacks. In Smith's first year with the Rams, Little led the

# 2006 Chicago Bears

## Head Coach

Lovie Smith

team with a career-high 14.5 sacks in only 13 games played while playing primarily on passing downs. The other starting defensive end during Smith's three years in St. Louis was Grant Wistrom, the owner of 45 sacks in seven NFL seasons. Wistrom ranked second on the Rams in sacks each of the three years under Smith with three of his four career multi-sack games coming during that time. With a career-high five sacks in 2003, safety Adam Archuleta set the St. Louis Rams sack record for defensive backs under Smith's guidance. Little and Aeneas Williams were named to the Pro Bowl under Smith's guidance in 2003 while Williams also did so in 2001. Williams and Wistrom were first-team All-Pro selections in 2001 while Archuleta and Tommy Polley earned All-Rookie status that season. Additionally, St. Louis defenders earned four NFC Defensive Player of the Week honors under Smith in 2001 with three more being received in 2003 along with a pair of NFC Defensive Player of the Month awards.

Overall, Smith has spent 23 years in coaching at the collegiate and professional levels. He began his coaching career at his hometown high school, Big Sandy High School, in 1980 before moving to Cascia Hall Prep in Tulsa the following year. Two years later, Smith made the jump to the college ranks at his alma mater of Tulsa as linebackers coach, where he stayed through 1986. Smith moved on to coach linebackers at Wisconsin (1987), Arizona State (1988-91), and Kentucky (1992). Smith was the defensive backs coach at Tennessee (1993-94) and Ohio State (1995).

A native of Big Sandy, Texas, Smith led the Big Sandy Wildcats to three consecutive state championships in high school and was all-state three years as an end and linebacker. Smith was a two-time all-America and three-time all-Missouri Conference defensive back at Tulsa.

Lovie and his wife, MaryAnne, have three sons, Mikal, Matthew, and Miles, and twin grandsons, Malachi and Noah. Lovie is very active in the community and gives much of his time to helping the American Diabetes Association - a foundation near to his heart since his mother suffers from Type-2 diabetes. He participates in ADA sponsored events such as the Tour de Cure Bike Ride, the ADA Care to Cure Gala and their Father's Day Dinner. Smith also purchases 10 tickets for every home game as part of the Bears ticket exchange program and donates them to children suffering from diabetes. In addition, he and his wife have started the Lovie Smith and MaryAnne Smith Foundation which is a scholarship program designed to aid qualified high school students who hail from low socio-economic backgrounds and give them the ability to afford and attend college.

### Lovie Smith - Head Coach

Born: 1958, Gladewater, Texas

### Playing Experience

Linebacker, Tulsa, 1976; Strong Safety, 1977-79

### Coaching Experience

**Pro Coach:** Chicago Bears (head coach) 2004-present; St. Louis Rams (assistant head coach/defensive coordinator) 2003; St. Louis Rams (defensive coordinator) 2001-02; Tampa Bay Buccaneers (linebackers) 1996-2000. **College coach:** Ohio State (defensive backs) 1995; Tennessee (defensive backs) 1993-94; Kentucky (linebackers) 1992; Arizona State (linebackers) 1988-1991; Wisconsin (linebackers) 1987; Tulsa (linebackers) 1983-86.

### Pro Coaching Record:

Yr.	Team	Overall*	Playoffs
2004	Chicago Bears	5 - 11 (4th)	
2005	Chicago Bears	11 - 5 (1st)	0-1
<b>Total</b>		<b>16 - 16</b>	<b>0-1</b>

\*Number in parentheses indicates final season standing in NFC North

### NFL Rankings

Offense			Defense		
Overall	Rush	Pass	Overall	Rush	Pass
32 (238.5)	25 (101.5)	32 (137.0)	21 (336.9)	25 (128.1)	15 (208.8)
29 (256.3)	8 (131.2)	31 (125.1)	2 (281.8)	11 (102.3)	5 (179.5)

### Aikman Efficiency Ratings

Yr.	Offense	Defense
2004	32 (57.0)	11 (78.7)
2005	28 (66.4)	1 (89.3)



# 2006 Chicago Bears Coaching Staff



## Ron Rivera Defensive Coordinator



Ron Rivera

Leading the Bears defense to a No. 2-ranking in the NFL (No. 1 in the Aikman Efficiency Rankings) in 2005 while allowing the fewest points in the league, former Bears linebacker Ron Rivera is in his third season as the coordinator of Chicago's young and aggressive defense. The unit has thrived in Rivera's two seasons back with the team, featuring improved production in points and total yards allowed as well as opponent third-down and red-zone proficiency. The team's aggressive philosophy on defense has also produced a dramatic increase in forced turnovers and negative plays, especially sacks. Rivera returned to Chicago on January 23, 2004, after spending five seasons as linebackers coach for the Philadelphia Eagles (1999-2003). Rivera, who played nine seasons for the Bears (1984-92), was a member of Chicago's Super Bowl championship team in 1985 and began his coaching career as a defensive quality control assistant with the team in 1997.

The Chicago defense leads the NFC (tied for third in NFL) during Rivera's tenure having allowed 51 touchdowns. During that time the Bears are tied for third and fourth in the NFL, respectively, in rushing TDs (18) and passing TDs (33) allowed. Chicago led the NFL in 2004-05 by allowing the lowest opponent passer rating (69.4), lowest opponent conversion percentages on third-down (31.2%) and fourth-down (28.4%) as well as the lowest opponent red zone touchdown percentage (38.3%). The Bears are also tied for 13th in the league with 76 sacks over Rivera's watch after setting a franchise-low with 18 sacks the year before his arrival. Chicago has led the NFL in opponent plays for lost yardage in each of the last two seasons, 132 in 2004 and 118 (tie) in 2005. Rivera has also been a master of halftime adjustments during his time with the Bears as the team held seven opponents to three or less second-half points in 2005 after doing so to six opponents his first season.

The Bears lead the NFL during Rivera's tenure by scoring 36.5-percent of their points off turnovers (179 of 491). That figure includes league-highs of nine interception return TDs and a total of 10 defensive TDs. The Bears lead the NFL with 1,070 interception return yards over the last two years while tying for third with 41 interceptions and posting a 9-2 record when posting a positive turnover margin. Chicago's 26.1-yard interception return average during that span leads the NFC and ranks second in the NFL while the team's 63 takeaways rank sixth in the league.

Rivera's unit set an NFL record in 2005 by allowing just 61 points in eight home games while holding seven of eight opponents to less than 10 points in games played at Soldier Field. Chicago also compiled a streak of 43 consecutive quarters without allowing more than seven points, the longest in the NFL since 1969. Permitting the fewest points in the league on the year, the Bears defense also led the circuit in fewest yards allowed for six weeks before falling to second in the NFL during the last week of the season. Chicago also allowed the fewest yards per play and yards per pass attempt, the second-lowest third-down percentage, the fourth-fewest first downs per game and the fifth-fewest passing yards per game. The Bears led the NFL in red-zone defense in 2005 (32.5%) and opponent passer rating (61.2) while ranking second in third-down efficiency (31.9%).

In his first season as an NFL defensive coordinator, Rivera presided over an increase of nine takeaways and 17 sacks from the previous year. His unit also recorded a franchise record six defensive touchdowns to lead the NFC and rank second in the NFL to the Baltimore Ravens (7). The Bears thrived in third-down situations as well as inside its own 20-yard line during Rivera's first season at the helm. Chicago's defense led the NFL in third-down efficiency and led the NFC (fourth NFL) in red-zone defense.

While in Philadelphia, the Eagles advanced to the NFC Championship game each of his final three seasons while ranking near the top of the NFL in fewest points allowed (15.3 pg), third-down efficiency (32.4%), sacks (189), opponent quarterback rating (73.2) and takeaways (128). In 2001, the Eagles defense allowed fewer than 21 points in each of their 16 games -- just the fourth time in league history that was accomplished. During Rivera's first year on the job (1999), Philadelphia led the NFL with 46 takeaways including a team record five interceptions returned for TDs. During Rivera's five years overseeing the Eagles LBs, he worked with the top tacklers on the team as each of the three starters ranked in the top five on the team in tackles and, as a unit, averaged 129 tackles per season.



# 2006 Chicago Bears Coaching Staff

Rivera, a second-round draft choice by the Bears in 1984, played in 149 games with 62 starts (including 12 postseason contests with six starts), posting 392 tackles (190 solos), nine interceptions, five forced fumbles, four fumble recoveries, 15 passes defended and 7.5 quarterback sacks. Playing in all but five regular season games during his nine-year career, Rivera retired after the 1992 season. Following his NFL playing career and prior to joining the coaching ranks in 1997, Rivera spent four years (1993-96) as a television analyst covering the Bears and college football for WGN-TV and SportsChannel Chicago. He joined the Bears as the team's first defensive quality control coach.

A consensus All-America selection as a linebacker at California, Rivera finished his collegiate career as the school's all-time sacks leader with 22 and first in career tackles with 336. Rivera still holds the Cal record for most tackles-for-a-loss in a season with 26.5 in 1983. Rivera's father was an officer in the Army, placing the family in Germany, Panama, Washington and Maryland prior to moving to central California. Rivera attended Seaside High School. He and his wife, Stephanie, have one son, Christopher (20), and one daughter Courtney (13). Stephanie, a former basketball player at California, has served as an assistant women's basketball coach at Trinity International University (Deerfield, IL), the ABL's Chicago Condors (1997-98) and the WNBA's Washington Mystics (2000).

## Ron Rivera - Defensive Coordinator

Born: 1962, Fort Ord, California

## Playing Experience

Linebacker, California, 1980-83

Pro linebacker, Chicago Bears, 1984-1992

## Coaching Experience

Pro Coach: Chicago Bears (defensive coordinator) 2004-present; Philadelphia Eagles (linebackers) 1999-2003; Chicago Bears (defensive quality control) 1997-98.

## AIKMAN EFFICIENCY RATINGS

Established in 1995, the Aikman Efficiency Ratings measure offensive and defensive performance using a combination of seven key statistics identified by Troy Aikman, and then measured against league norms (and extremes). An offense or defense performing exactly at league norms in all categories will achieve a score of 75 while an exceptional unit would score 90 or more. Each unit starts with a base of 50 points and then has points added (or in two cases subtracted) to build the final ranking.

The seven categories and their "maximum values" are:

Yards per rush: 5

Yards per pass play: 5

Total First Downs: 5

Third Down conversions: 5

Red Zone Efficiency: 10 (measured as percentage of possible points)

Points: 10 (points by return subtracted)

Turnovers: 10

In 2005, the Seahawks offense and Bears defense entered the final week of the season leading both the Aikman Ratings and the NFL's total yards based ranking. Each lost their edge in the NFL on the final week with Kansas City surpassing the Seahawks and Tampa Bay allowing fewer total yards than the Bears.

However, both the Seattle offense and the Chicago defense maintained their top positions in the final Aikman Ratings.

The following is a breakdown of the Bears final Aikman Rating since 1995 on both offense and defense including each year's League leader:

Offense			Defense		
	Bears	League Leader		Bears	League Leader
1995	5 (81.80)	Cowboys (88.07)*	25	(71.42)	49ers (87.99)
1996	20 (71.64)	Packers (84.13)*	18	(74.47)	Packers (89.61)*
1997	27 (65.04)	Bengals (86.88)	20	(73.78)	49ers (85.26)
1998	26 (65.67)	Vikings (93.93)	26	(68.90)	Falcons (84.67)#
1999	28 (64.32)	Rams (89.39)*	22	(75.35)	Buccaneers (87.98)
2000	26 (65.80)	Rams (92.30)	24	(69.68)	Ravens (100.97)*
2001	20 (71.43)	Rams (88.86)#	3	(85.41)	Eagles (88.96)
2002	28 (68.63)	Chiefs (93.57)	19	(71.26)	Buccaneers (91.55)*
2003	26 (68.94)	Chiefs (93.94)	22	(71.50)	Patriots (86.93)*
2004	32 (57.00)	Colts (94.40)	11	(78.70)	Ravens (84.20)
2005	28 (66.40)	Seahawks (92.60)#	1	(89.30)	Bears (89.30)

\*Super Bowl winner; #Super Bowl loser



# 2006 Chicago Bears Coaching Staff



## Ron Turner Offensive Coordinator



Ron Turner

Ron Turner is in his sixth year and second consecutive as Chicago's offensive coordinator after leading the team's offense to marked improvement in several areas in his first season back with the team. Imperative to the Bears success in 2005 was Turner's role in grooming fourth-round draft pick Kyle Orton to compile a 10-5 record as the team's rookie starting quarterback. Turner was brought back to the Bears on January 9, 2005, after eight seasons as the head coach at the University of Illinois. During his first tour with the Bears as offensive coordinator/quarterbacks coach from 1993-96, Turner guided some of the most prolific offenses in club history while serving as the last offensive coordinator to guide Chicago to a post-season win.

Directing the Bears offense through a transitional year in 2005, Turner coordinated the eighth-ranked running game in the NFL led by the career-high 1,335 rushing yards by Thomas Jones, linking him with Walter Payton as the only two backs in team history to top the 1,300-yard mark in a single season. Supported by two capable reserve running backs in Cedric Benson and Adrian Peterson, the 2,099 rushing yards totaled by the Bears in 2005 were the franchise's most in a season since 1990 when the team rushed for 2,436 yards. Chicago also tied for the NFL-lead with 19 runs of 20 or more yards in 2005 after recording just seven such rushing gains in 2004. On the season, the Bears rushed for over 100 yards in 13 of 16 regular season games featuring six 100-yard rushers.

Chicago's offensive unit under Turner in 2005 improved its efficiency while reducing the negative plays it committed. The Bears 106 points off turnovers in 2005 ranked sixth in the NFL after the team ranked 16th with just 74 points off turnovers the previous year. In that 2004 season, the Chicago offense lost yardage on a league-high 131 plays including a team-record 66 sacks allowed. The Bears reduced their negative plays by 40 in Turner's first season while permitting 35 fewer sacks. Turner also improved the discipline of the offense in his first season as the 48 penalties committed by the unit were the seventh-fewest in the NFL, down from 67 in 2004 which was the second-highest total in the league.

Ball security was a key area of improvement for the Bears under Turner in 2005 as well. Chicago committed just 28 turnovers in 2005, only seven in the final eight games of the season, after suffering 37 giveaways the year before. Timely in their turnovers, the Bears offense maximized its opportunities all year by turning the ball over inside the red zone just three times while protecting the defense by suffering just nine giveaways inside their own territory all season, none in the final eight games.

Turner helped Chicago to a 33-33 overall record while directing the offense in his first stint with the team despite working with a different starting quarterback each of those seasons. The Bears were 1-1 in the playoffs during that span, averaging 25.0 points per game. Chicago averaged 482 rushing attempts and 491 pass attempts per season under Turner and compiled over 4,600 total net yards from 1994-96. Team completion percentages in 1994 (61.4%) and 1995 (60.2%) rank as the highest in team history while the team's net passing yard total of 3,743 in 1995 and 3,185 in 1996 rank second and fourth, respectively, in team history.

In 1995, with Erik Kramer at QB, the Bears set a team record for passing yards per game with 233.9 while compiling the fourth-most points in team history with 392. Kramer set club records with 29 touchdown passes and 10 interceptions (least among 16-game starters) while standing as the last Chicago passer to start all 16 games. The 1995 squad produced the third-most total net yards (5,673) and the second-most first downs (340) in team history. The offense also featured a 1,000-yard rusher and two 1,000-yard receivers in 1995, the only such season in team history.

The 29-year coaching veteran concluded his Illinois career as the school's fourth-winningest coach, going 35-57 while guiding the Illini to a pair of bowl bids highlighted by a Big Ten championship in 2001 and a BCS Bowl bid to the 2002 Nokia Sugar Bowl. The unanimous 2001 Big Ten Coach of the Year presided over three of the Illini's all-time top five offenses in terms of total yards while four of his eight Illinois squads currently rank in the school's top 10 for scoring, including a school-record 390 points in 2001. Three of the top five all-time leading rushers at Illinois and three of the school's top 10



# 2006 Chicago Bears Coaching Staff

all-time leading receivers played during the Turner era. There were 16 former Illini who played under Turner on NFL rosters at the end of the 2005 season.

A second-team junior college All-America wide receiver at Diablo Valley Community College, Turner earned a scholarship to the University of the Pacific where he led the Tigers in receiving in 1975 and 1976 and totaled 40 receptions for 666 yards with three touchdowns. He began his coaching career as a graduate assistant at Pacific before earning his first full-time college job coaching running backs and receivers at Arizona (1978-80). Turner moved on to be an assistant at Northwestern (1981-82), Pittsburgh (1983-84), Southern California (1985-87), Texas A&M (1988) and Stanford (1989-91) before earning his first head coaching job at San Jose State (1992).

Turner was born on December 5, 1953 in Martinez, CA. He and his wife, Wendy, have two sons, Morgan and Cameron, and two daughters, Callan and Madison.

## Ron Turner - Offensive Coordinator

Born: 1953, Martinez, California

## Playing Experience

Wide Receiver, Diablo Valley CC, 1973-74

Wide Receiver, Pacific, 1975-76

## Coaching Experience

**Pro Coach:** Chicago Bears (offensive coordinator) 2005-present; Chicago Bears (offensive coordinator/quarterbacks) 1993-96. **College coach:** Illinois (head coach) 1997-2004; San Jose State (head coach) 1992; Stanford (offensive coordinator/quarterbacks) 1989-91; Texas A&M (quarterbacks) 1988; Southern California (offensive coordinator/quarterbacks/receivers) 1985-87; Pittsburgh (quarterbacks) 1983-84; Northwestern (quarterbacks/receivers) 1981-82; Arizona (running backs/receivers) 1978-80; Pacific (graduate assistant) 1977.

## AWARD-WINNING STADIUM

Soldier Field has won a total of 17 awards since reopening to the public in September 2003. Praise for the stadium, which was one of the city's largest public works project in recent history, also includes honors from construction associations and publications, civic organizations and environmental groups.

2005 Outstanding Project of the Year Award - The National Council of Structural Engineers Associations

2005 Illinois Chapter American Society of Landscape Architects Honor Award in the Design-Public category - The Illinois Chapter of the American Society of Landscape Architects

2005 American Society of Irrigation Consultants Award - The American Society of Irrigation Consultants

2004 Mayor Daley's Landscape Awards Program - Mayor Richard M. Daley

2004 Building with Trees Award of Excellence- The National Arbor Day Foundation, in cooperation with the National Association of Home Building and Firewise Communities

2004 Outstanding Engineering Achievement Award - The Illinois Engineering Council

2004 Construction & Design Award - The Engineering Society of Detroit

2004 Merit Award, Innovative Design and Excellence in Architecture Using Structural Steel - The American Institute of Steel Construction

2004 Excellence in Structural Engineering Award, "Best Structure" - The Structural Engineers Association of Illinois

2004 Green Roof Award of Excellence- The Green Roofs for Healthy Cities

2004 Building Team of the Year, Grand Award -Building Design & Construction Magazine

2004 Best New Open Space Project Award - The Friends of Downtown

2004 Merit Award for New Construction Chicago-The Chicago Building Congress

Outstanding Project of 2003-2004 -The Association of Subcontractors & Affiliates (ASA Chicago)

2004 Build America Award- The Associated General Contractors

2004 Engineering Excellence Honor Award, Special Projects -The Consulting Engineers Council of Illinois

2003 Overall Project of the Year - Midwest Construction magazine



# 2006 Chicago Bears Coaching Staff



## Dave Toub Special Teams Coordinator



Dave Toub

The Bears have developed one of the most well-rounded special teams units in the NFL in two seasons under the direction of coordinator Dave Toub. Chicago is one of just two teams in the NFL to have a two-year composite ranking among the top-six in the league in kickoff and punt return coverage from 2004-05. The Bears return game has been productive over that time as well with 27 returns of 20 or more yards (KO, punt, missed field goal) including three TDs. Toub is in his third season as Chicago's special teams coordinator after being hired on January 24, 2004. He came to Chicago following three years with the Philadelphia Eagles as the assistant special teams and defensive line coach.

During Toub's tenure, the two-year punt return average of 7.2 yards allowed ranks fifth in the NFL while the kickoff return average of 20.6 yards allowed ranks sixth. The unit was led in 2005 by Brendon Ayanbadejo, a two-time Pro Bowl alternate, with 25 tackles. Ayanbadejo helped the team rank second in the NFL in kickoff coverage and 15th in punt coverage in 2005. Chicago's kickoff coverage unit ranked 28th in the NFL after three games, but the addition of rookie kicker Robbie Gould and his ability to execute Toub's coverage plan led to the squad's improvement. The Bears led the NFL by allowing just 18.2 yards per return with Gould kicking off over the final 13 games of the season. The undrafted Penn State product also ranked second among NFL rookies with 82 points while tying for second all-time among Bears rookies with 21 field goals and a .778 conversion percentage. The highlight from the 2005 campaign was an 108-yard missed field goal return by Nathan Vasher - with an assist from his 10 blockers - that set a record for the longest touchdown in NFL history.

Following Toub's first year the Bears ranked 10th in the NFL in the Gosselin special teams rankings, the second consecutive top-10 ranking highlighted by a League-low opponent net punt average. Toub molded one of the NFL's top kick coverage units despite losing four leading special teams tacklers from the previous season. He developed Adrian Peterson into the team's special teams tackle leader with a career-high 28. The Bears ranked eighth in punt coverage in the NFL in 2004 and 14th in coverage while their net punt yard average was the third-highest in the League.

During his stint with Philadelphia (2001-03), Toub helped Eagles special teams coordinator John Harbaugh earn 2001 NFL Special Teams Coach-of-the-Year honors. Twice during his time in Philly (2001, 2003), the Eagles ranked as the top special teams unit in the NFL. A ninth-round draft choice of the Eagles in 1985, Toub returned to Philadelphia 16 years later (2001) as the team's special teams/quality control coach.

Toub spent 15 seasons coaching at the college level before making the jump to the NFL, highlighted by 12 years at Missouri (1989-2000). He coached the defensive line for the final three years of his Mizzou stint (1998-2000), spending the previous nine years (1989-98) as the school's head strength coach. Toub helped produce three all-Big 12 linemen from 1998-2000, including Justin Smith, a first-round draft pick by Cincinnati in 2001. In that capacity he was responsible for the training efforts of 18 varsity sports and, in 1998, was named the Big 12 Conference's strength coach of the year. Toub began his coaching career in 1986 at his alma mater, Texas-El Paso, as a graduate assistant. One year later he began a two-year stint as the school's head strength and conditioning coach (1987-88).

A native of Mahopac, N.Y., Toub's NFL playing career included training camp stints with the Eagles in 1985 and the Los Angeles Rams in 1986. His career at UTEP included two all-WAC selections and two Academic all-WAC nominations (1983-84). The two-time team captain was also named the program's most outstanding offensive lineman during his junior and senior seasons. Toub earned his bachelor of science and master's of education degrees from UTEP.

Toub was born on June 1, 1962, in Ossining, NY. He and his wife, Cheryl, have one son, Shane, and one daughter, Nicolette.

### Dave Toub - Special Teams Coordinator

Born: 1962, Ossining, New York

### Playing Experience

Offensive lineman, Springfield, 1980-81

Offensive lineman, Texas-El Paso, 1983-84

### Coaching Experience

**Pro Coach:** Chicago Bears (special teams coordinator) 2004-present; Philadelphia Eagles (assistant special teams/assistant defensive line) 2001-03. **College coach:** Missouri (defensive line/strength & conditioning) 1989-2000; Texas-El Paso (strength & conditioning) 1987-89.





# 2006 Chicago Bears

## Coaching Staff

Bob Babich



### Bob Babich

#### Asst. Head Coach/Linebackers



Coming off a season in which two Bears linebackers were named to the Pro Bowl for the first time in nearly 20 years and Brian Urlacher was named the NFL's Defensive Player of the Year, linebackers coach Bob Babich added the title of assistant head coach on Jan. 26, 2006. Babich is in his third season with Chicago having been hired on January 17, 2004, after serving in the same capacity for the St. Louis Rams in 2003. The first coach to join head coach Lovie Smith's staff in Chicago, following his former defensive coordinator from St. Louis, Babich first worked with the Bears head coach in the collegiate ranks at Tulsa (1984-86). With the Golden Hurricane, Smith oversaw the linebackers while Babich worked with tight ends and assisted with the offensive line.

One of Babich's linebackers led the team in tackles in each of his first two seasons with the team, Lance Briggs with 168 in 2004 and Urlacher with 171 in 2005. When that duo was named to the 2006 Pro Bowl, the first of Briggs' career and the fifth for Urlacher, it marked the first time two Bears linebackers were selected for the same Pro Bowl since Wilber Marshall and Mike Singletary both went to the 1988 Pro Bowl. Urlacher also led Chicago with 10 tackles for loss and tied for second with six sacks while Briggs was the Bears only player to record at least one tackle for loss (8), sack (2), interception (2), pass break-up (13), forced fumble (3) and fumble recovery (2) in 2005. A Pro Bowl alternate in 2004, Briggs has the most interceptions returned for touchdowns of any linebacker in the NFL over the past three seasons (3) and overall, only one player has more (D. Sharper, GB-Min, 4). Briggs' effort has helped contribute to Chicago's NFL-high 10 touchdowns via defensive return from 2004-05. The 19-year college coach is in his fourth year coaching NFL linebackers and 10th year overall at the position.

With St. Louis, Babich was part of the Rams 2003 defense which improved six ranking positions in points allowed from 2002 while jumping from 22nd in the NFL to first with 46 takeaways including a League-leading 22 fumble recoveries. St. Louis defenders also ranked fourth in the NFL in sacks in 2003, up from seventh in 2002.

Prior to joining the Rams, Babich spent six seasons as head coach at North Dakota State University (1997-2002). In his first head coaching job, Babich amassed a 46-22 career mark by posting five winning seasons with two NCAA Division II playoff appearances. The Bison were 9-2 in the regular season in his first year in 1997 and 12-1 in 2000, reaching the national semifinals before losing to eventual national champion Delta State. Babich's son, Bobby, played for his dad at NDSU and is in his fourth season as a starting cornerback for the Bison.

A native of Aliquippa, Pa., Babich served 12 seasons as an assistant coach at the NCAA Division I level at five different schools, most recently instructing linebackers at Pittsburgh (1994-96). Babich began his career as a graduate assistant coach at his alma mater, Tulsa (1984), before being promoted to tight ends coach (1985), assistant offensive line (1986) and strong safeties (1987). Babich was an assistant at Wisconsin for two seasons, one as an assistant offensive line coach (1988) and one as tight ends coach (1989). Babich coached linebackers at Bowling Green (1991) and East Carolina (1992-93) before joining the Panthers in 1994.

Babich and his wife, Nancy, have one son, Bobby, and a daughter, Janie.

#### Bob Babich - Asst. Head Coach/Linebackers

Born: 1956, Louisville, Kentucky

#### Playing Experience

Linebacker, Mesa (Colo.) C.C., 1979-80  
Linebacker, Tulsa, 1981-82

#### Coaching Experience

**Pro Coach:** Chicago Bears (wide receivers) 2004-present. **College coach:** Texas (associate head coach/wide receivers) 2003; Texas (wide receivers) 1998-2002; Baylor (offensive coordinator/quarterbacks) 1997; Georgia (wide receivers) 1992-96; Western Kentucky (passing game coordinator/QBs/secondary/wide receivers/graduate assistant) 1983-91.



# 2006 Chicago Bears Coaching Staff



## Rob Boras Tight Ends



Rob Boras is in his third season as the Bears tight ends coach. Boras was hired on February 11, 2004, following five seasons at UNLV (1999-2003) where he was head coach John Robinson's offensive coordinator for three years.

Under Boras' tutelage, Bears tight ends have accounted for 64 receptions for 616 yards and five touchdowns. Those totals reflect 14 percent of the receptions during the past two seasons (64 of 468), 13 percent of the yardage (616 of 4842) but jumps to 25 percent in touchdown receptions (5 of 20) with Desmond Clark leading the way with three.

During his tenure with the Rebels, UNLV ranked among the nation's leaders in rushing offense, finishing 15th (2002), 16th (2001) and 13th (2000) in rushing while posting 28 individual 100-yard rushing games in 34 contests by seven different players during a three-year stretch (2000-02).

Prior to being named offensive coordinator, Boras coached the Rebels offensive line (1999-2000), a group which allowed only 12 quarterback sacks in 2001 and opened holes for a 1,000-yard rusher in consecutive seasons for the first time since 1973-74.

Boras, a two-sport high school standout at Glenbard West in Glen Ellyn, spent one season as the head coach (1998) of NCAA Division III Benedictine University in Lisle, Ill., after four seasons at the University of Texas (1994-97).

During his four years with the Longhorns, Boras served as a graduate assistant working with the offensive line (1994), tight ends coach (1995), a special assistant to the team (1996), tight ends coach and assistant special teams coordinator (1997). During his four-year stint in Austin, Texas was Big 12 champions (1996), Southwest Conference champions (1995) and earned trips to the Fiesta Bowl (1996), Sugar Bowl (1995) and Sun Bowl (1994).

Prior to joining the Longhorns, Boras began his coaching career with his alma mater, DePauw University in Greencastle, Ind., following his graduation in 1992, spending two seasons as offensive line coach (1992-93).

Boras is married, Amy, and has three children: son Jackson and daughters Abigail and Ainsley.

### Rob Boras - Tight Ends

Born: 1970, Glen Ellyn, Illinois

### Playing Experience

Center, DePauw University, 1988-91

### Coaching Experience

**Pro Coach:** Chicago Bears (tight ends) 2004-present. **College coach:** UNLV (offensive coordinator) 2001-03; UNLV (offensive line) 1999-2000; Benedictine University (head coach) 1998; Texas (assistant offensive line/tight ends/special assistant/assistant special teams coordinator) 1994-97; DePauw University (offensive line) 1992-93.

## LINEBACKER SACKS

The following are the leading sackers among Bears linebackers since 1977:

Year	Name	Pos	Sacks	Year	Name	Pos	Sacks
2005	Brian Urlacher	MLB	6.0	1991	John Roper	WLB	8.0
2004	Brian Urlacher	MLB	5.5	1990	Ron Cox	MLB	3.0
2003	Brian Urlacher	MLB	2.5	1989	John Roper	WLB	4.0
2002	Rosevelt Colvin	SLB	10.5	1988	Ron Rivera	SLB	2.0
2001	Rosevelt Colvin	SLB	10.5	1987	Otis Wilson	SLB	6.5
2000	Brian Urlacher	MLB	8.0	1986	Otis Wilson	SLB	8.0
1999	Barry Minter	WLB	3.0	1985	Otis Wilson	SLB	11.5
1998	Sean Harris	WLB	1.0	1984	Otis Wilson	SLB	7.5
	Rico McDonald	SLB	1.0	1983	Al Harris	WLB	7.0
	Barry Minter	MLB	1.0	1982	Otis Wilson	SLB	2.0
1997	Barry Minter	WLB	6.0	1981	None		
1996	Bryan Cox	MLB	3.0	1980	Gary Campbell	WLB	3.0
1995	Vinson Smith	SLB	4.0	1979	Gary Campbell	WLB	4.0
1994	Vinson Smith	WLB	1.0	1978	Gary Campbell	WLB	3.0
1993	Ron Cox	MLB	2.0	1977	Waymond Bryant	WLB	1.5
1992	John Roper	WLB	2.5				

# 2006 Chicago Bears Coaching Staff

Darryl Drake



## Darryl Drake Wide Receivers



Darryl Drake is in his third season as the Bears wide receivers coach after being hired on February 6, 2004. A veteran of 21 seasons as a coach at the collegiate level, Drake came to Chicago after six seasons (1998-2003) as the receivers coach at the University of Texas, adding the title of associate head coach on Mack Brown's Longhorns staff prior to the 2003 season.

His significant experience as a collegiate tutor of wide receivers has served Drake well during his time with the Bears as he worked with young receiving corps in each of his first two seasons in Chicago. During that time he has coached four players with multiple years of experience to a career-high in receiving yards, two in each season. Veteran Muhsin Muhammad was added to the mix for the 2005 season and caught 64 passes for 750 yards to register the highest total in either category for a Bears receiver in the last three years. Second-round draft pick Mark Bradley was productive under Drake in 2005 before suffering an injury while second-year man Bernard Berrian progressed as an all-around receiving threat. Veteran Justin Gage established career highs in receptions (31) and yards (346) in 2005 while rookie Aiyse Currie was sidelined with foot and hamstring injuries.

At Texas, Drake guided three different Longhorns wide receivers to first-team all-Big 12 honors and directed three of the most productive receiving duos in UT history. He also coached the only 1,000-yard receivers in the school's history. During his time in Austin, the Longhorns averaged nearly 10 wins a season, including 32 wins during the three seasons Drake mentored first-round draft pick Roy Williams, who finished his UT career as the leading receiver in school history with 251 receptions for 4,017 yards (16.0 yards per receptions) and 37 touchdowns. He also coached Wane McGarity, a fourth-round draft pick of the Dallas Cowboys in 1999, and Kwame Cavil who earned second-team All-America and first-team all-Big 12 honors in 1999.

Previously, Drake spent one season as the offensive coordinator and quarterbacks coach at Baylor (1997) after five seasons coaching wide receivers at Georgia (1992-96). During his time with the Bulldogs, Drake tutored some of the top receivers in the Southeastern Conference: Andre Hastings, Brice Hunter and NFL Pro Bowler Hines Ward.

Drake began his coaching career at Western Kentucky as a graduate assistant coach (1983-84) and spent nine seasons with the Hilltoppers, working with the wide receivers for four seasons (1985-88), the secondary for two years (1989-90) and was the passing game coordinator/quarterbacks coach for one season (1991). He starred as a wide receiver for WKU in 1975 and during the 1977-78 seasons. He helped the Hilltoppers to an 8-2 record and the Ohio Valley Conference Championship as a senior and was a member of their 11-2 OVC Championship squad that played in the NCAA Division II Championship game in 1975.

Following his collegiate career, Drake spent time in professional football with the Washington Redskins (1979), Ottawa Roughriders of the Canadian Football League (1981) and Cincinnati Bengals (1983). The Louisville, Ky., native earned his bachelor's (1980) and master's (1984) from Western Kentucky.

Drake was an all-state performer in football and an All-American in both track and field and basketball at Flaget High School in Louisville. He and his wife, Sheila, have three daughters, Shanice, Felisha and Marian.

### Darryl Drake - Wide Receivers

Born: 1956, Louisville, Kentucky

### Playing Experience

Wide receiver, Western Kentucky, 1975-78  
Pro wide receiver, Washington Redskins, 1979;  
Ottawa Roughriders (CFL), 1981; Cincinnati  
Bengals, 1983

### Coaching Experience

Pro Coach: Chicago Bears (wide receivers) 2004-present. College coach: Texas (associate head coach/wide receivers) 2003; Texas (wide receivers) 1998-2002; Baylor (offensive coordinator/quarterbacks) 1997; Georgia (wide receivers) 1992-96; Western Kentucky (passing game coordinator/QBs/secondary/wide receivers/graduate assistant) 1983-91.



# 2006 Chicago Bears Coaching Staff



## Harold Goodwin Assistant Offensive Line



Harold Goodwin

Harold Goodwin, in his third season as the Bears assistant offensive line coach, joined the organization on January 27, 2004, after spending four seasons as the offensive line coach at Central Michigan (2000-03).

Goodwin helped Chicago reduce their number of sacks allowed by 35 in the 2005 season in his role of helping ready new starters for the lineup while also working with several young offensive line prospects. The Bears offensive line also displayed improved discipline in Goodwin's second year with the team. The 48 penalties by Chicago's offense ranked as the seventh-lowest total in the NFL in 2005.

Goodwin joined the CMU staff from Eastern Michigan where he spent one season overseeing tight ends and tackles (1998), and one as coach of the offensive line (1999). Goodwin was an offensive lineman for the University of Michigan from 1992-94 before becoming a student assistant for two seasons with the Wolverines. He served as a graduate assistant for Michigan when the Wolverines won the national title in 1997 and worked with an offensive line which featured four future pros (Steve Hutchinson, Seattle; Jon Jansen, Washington; Dave Brandt, Green Bay; Jeff Backus, Detroit). While with Eastern Michigan, Goodwin also worked with future pro L.J. Shelton (Cleveland) and most recently coached Adam Kieft and Eric Ghiaciuc at Central Michigan for four seasons and each were selected by the Cincinnati Bengals in the 2005 draft.

Goodwin, born Nov. 14, 1973, went to high school in Columbia, S.C., where he earned two letters in basketball and football. He graduated from Michigan in 1996 with a degree in management/communications. Goodwin and his wife, Monica, have two daughters, Kylee and Miya, and are expecting their third child prior to the start of the 2006 season. His brother, Jonathan, a guard who signed with the New Orleans Saints during this past off-season, was drafted by the Jets in 2002 where he played in 59 games with 13 starts through 2005.

### Harold Goodwin - Assistant Offensive Line

Born: 1973, Columbia, South Carolina

### Playing Experience

Offensive lineman, Michigan, 1992-94

### Coaching Experience

Pro Coach: Chicago Bears (assistant offensive line) 2004-present. College coach: Central Michigan (offensive line) 2000-03; Eastern Michigan (tight ends/tackles) 1998-99.

## PLAYOFF APPEARANCES

The Bears, who won the NFC North in 2005, rank tied for sixth in the NFL in all-time playoff appearances. Only Dallas (27), St. Louis (27), the New York Giants (27), Cleveland (24), and Minnesota (24) have reached the playoffs more than Chicago. The Bears have an overall playoff record of 14-16 including a 10-7 (.588) record at home and 4-9 (.308) mark on the road.

Team	Playoff App.	Team	Playoff App.	Team	Playoff App.
Dallas	27	Washington	21	Tampa Bay	9
St. Louis	27	Indianapolis	19	Atlanta	8
N.Y. Giants	27	Philadelphia	19	Cincinnati	8
Cleveland	24	Tennessee	19	Seattle	8
Minnesota	24	Buffalo	17	Arizona	6
Chicago	23	Denver	17	New Orleans	5
Green Bay	23	Detroit	14	Jacksonville	5
Pittsburgh	23	Kansas City	14	Baltimore	3
San Francisco	22	New England	14	Carolina	3
Miami	21	San Diego	13		
Oakland	21	N.Y. Jets	11		



# 2006 Chicago Bears

## Coaching Staff



### Harry Hiestand

#### Offensive Line



Harry Hiestand is in his second season as the Bears offensive line coach after guiding the unit to significant improvement in his first year with Chicago. Hiestand was hired on January 11, 2005 after serving in the same capacity at the University of Illinois the previous eight seasons. A 23-year coaching veteran, he has been coaching offensive linemen and tight ends since 1983, and was the offensive line coach for 16 consecutive seasons at three Division I universities.

Taking over an offensive line that allowed the sixth-highest single-season sack total in the NFL in a decade in 2004 (66), Hiestand engineered a reduction of 35 sacks in his first year on the job. The Bears tied for 10th in the league by allowing 31 sacks in 2005, just 13 over the final eight contests of the campaign. Chicago also tied for fifth in the NFL by holding three opponents without a sack in 2005, the most by a Bears team since the 2001 squad held seven foes without a sack. Hiestand also improved the unit's discipline in the form of just 28 of the offense's 48 penalties, which, overall, tied for the seventh-fewest in the NFL.

Contributing to the eighth-ranked running game in the NFL in 2005, Chicago's front-line paved the way for six 100-yard rushers as the Bears totaled over 100 rushing yards in 13 of 16 regular season games. Led by Thomas Jones and his career-high 1,335 rushing yards, the Bears tied for the NFL-lead with 19 runs of 20-plus yards in 2005.

During his tenure at Illinois, Hiestand tutored 12 all-Big Ten selections on the offensive line. Every senior starting offensive linemen in Hiestand's first seven years with the Illini was signed to an NFL contract for at least one season. After the 2002 season, seniors Tony Pashos and Dave Diehl were fifth-round picks in the 2003 NFL Draft.

Hiestand joined Illinois in 1997 after spending three seasons as the offensive line coach at Missouri (1994-96), helping the Tigers produce the ninth-leading rushing attack in the NCAA with a rushing average of 250.7 yards per game in 1996. In that same season, three of Hiestand's offensive linemen earned all-Big 12 honors. Prior to his stint at Missouri, Hiestand coached the offensive line at Cincinnati for five seasons (1989-93), was the run-game coordinator in 1992 and offensive coordinator in 1993. Hiestand also coached the offensive line at Toledo in 1988, was a graduate assistant at Southern California in 1987 and tight ends and assistant offensive line coach at Pennsylvania in 1986.

The Malvern, Pa., native began his coaching career at his alma mater, East Stroudsburg University, after an injury ended his playing career. Hiestand played two years at Springfield College before spending one season at East Stroudsburg. Of his seven previous coaching stops, Hiestand has been a part of a league championship team at five of those: East Stroudsburg (1982-83), Penn (1986), USC (1987), Cincinnati (1993) and Illinois (2001). He was also on the Trojan staff for the 1988 Rose Bowl.

Hiestand earned his bachelor's degree in health and physical education from East Stroudsburg in 1983. He and his wife, Terri, have three sons, Michael, Matthew and Mark, and one daughter, Sarah.

#### Harry Hiestand - Offensive Line

Born: 1958, Malvern, Pennsylvania

#### Playing Experience

Offensive Lineman, Springfield College, 1978-79  
Offensive Lineman, E. Stroudsburg, 1980-81

#### Coaching Experience

**Pro Coach:** Chicago Bears (offensive line) 2005-present. **College coach:** Illinois (assistant head coach/offensive line) 2000-04; Illinois (offensive line) 1997-99; Missouri (offensive line) 1994-96; Cincinnati (offensive coordinator/offensive line) 1989-93; Toledo (offensive line/tight ends) 1988-89; Southern California (graduate assistant) 1987-88; Pennsylvania (tight ends) 1986-87; East Stroudsburg (offensive line) 1983-85; East Stroudsburg (student assistant) 1981-82.

## FIRST-TIME BEARS

Chicago's final regular season 53-man roster in 2005 featured 17 players who saw their first career action in a Bears uniform. There were also two first-time Chicago players who played during the regular season but ended the year on Injured Reserve and two players no longer with the team. Over the past six seasons, 132 players made their Bears' debuts including 23 in 2004, 19 in 2003, 26 in 2002 and 24 in both 2000 and 2001.



# 2006 Chicago Bears Coaching Staff



## Don Johnson Defensive Line



Don Johnson

Don Johnson, in his second season as the Bears defensive line coach, was hired on February 16, 2005, following five seasons at UCLA. Johnson served as the Bruins defensive line coach from 2001-04 and recruiting coordinator in 2004.

Chicago's defensive front had a banner first season under Johnson, accounting for 28 of the team's 41 sacks while rotating seven players through regular action during most games. Johnson helped defensive tackle Tommie Harris earn his first career Pro Bowl selection as a starter in 2005, becoming just the second Bears defensive lineman named to the Pro Bowl in the last 15 years and first since Ted Washington in 2001. Harris (3 sacks) teamed with fellow second-year tackle Tank Johnson (5 sacks) to record the most sacks by a pair of Bears defensive tackles since 1998. Defensive ends Adewale Ogunleye (10 sacks) and Alex Brown (6 sacks) also thrived under Johnson's watchful eye, combining for the most sacks by Chicago's two starting ends since 1993. Ogunleye became the Bears first defensive end since Richard Dent in 1993 to reach double-digit sacks, while Brown received one vote for Associated Press NFL Defensive Player of the Year by equaling his career-high in sacks.

Johnson spent 18 seasons coaching at the collegiate level. Led by 2003 ABC-Chevrolet National Defensive Player-of-the-Year, defensive end Dave Ball, Johnson had three linemen invited to the NFL combine in 2004. He tutored several all-conference players during his tenure with the Bruins which began with one year as the interior defensive line coach in 2000.

Prior to his stint at UCLA, the New Jersey native coached defensive ends and the punt return unit at Nevada-Reno from 1995-99. The Wolfpack won three conference titles and made two bowl appearances during his tenure. While at UNR, Johnson spent two offseasons in the NFL minority coaching internship program with the San Francisco 49ers under then-head coach Steve Mariucci.

He spent eight years coaching at two different colleges in southern California. He began his college coaching career in 1987 as an assistant at Riverside Community College where he helped guide the team to four bowl appearances and a Junior College national championship in 1989, posting an 11-0 record. He spent two years at Cal State Fullerton from 1991-92 before the school dropped the football program then returned to Riverside for two seasons.

Johnson began his coaching career at Santa Ana (CA) Valley High School from 1976 to 1982 and then returned to coach linebackers at his alma mater, Jersey City State, for two years (1984-85). He went back to coach at Valley High in 1986 before moving up to Riverside College.

Johnson spent 25 years as a high school and college basketball official, including eight years at the Division I level. He spent four years as President of the Orange County (CA) Basketball Officials Association and two years as President of the California Basketball Officials Association. He and his wife, Deborah, have two daughters, Denise and Leanna, and one son, Don, Jr. A fourth, son Duane, died in an automobile accident in February of 2002.

### Don Johnson - Defensive Line

Born: 1954, Newark, New Jersey

### Playing Experience

Defensive Lineman, Butler CC, 1973

Defensive Lineman, Jersey City St., 1974-76

### Coaching Experience

**Pro Coach:** Chicago Bears (defensive line) 2005-present. **College coach:** UCLA (defensive line/recruiting coordinator) 2004; UCLA (defensive line) 2001-03; UCLA (interior defensive line) 2000; Nevada-Reno (defensive ends/punt return) 1995-99; Riverside Community College (offensive line/offensive coordinator) 1987-90, 93-94; Cal State-Fullerton (offensive line) 1991-92; Jersey City State (linebackers) 1984-85.

## BEARS OF ALL AGES

Heading into the 2006 season, Chicago's roster age averaged 25 years old (as of May, 2006). The team's senior member is 34-year-old guard **Ruben Brown** while undrafted free agent **Mark Philmore**, a wide receiver from Northwestern, is the youngest of four 21-year olds. The Bears have 59 players who are 25 or younger and eight who are 30 years of age or older.



# 2006 Chicago Bears Coaching Staff

Lloyd Lee



**Lloyd Lee**  
Defensive Assistant



In his third season as an assistant with Chicago, Lloyd Lee was promoted to defensive assistant on February 20, 2006 after spending the last two seasons as the team's defensive quality control coach. In his new capacity, he will assist with the Bears nickel package and linebackers.

Lee was initially hired by Chicago on January 23, 2004, following three seasons as a pro scout with the Tampa Bay Buccaneers. While at Tampa Bay, Lee assisted the pro personnel department in the recruiting and signing of NFL free agents as well as scouting and compiling reports on free agents and players on the Buccaneers roster.

A native of Bloomington, Minn., Lee originally entered the NFL as a college free agent with the San Diego Chargers in 1998. Lee spent time on the Chargers roster and practice squad during the 1998 and 1999 seasons. He was a four-year starter at safety at Dartmouth College (1994-98), earning Division I-AA All-America honors and was an All-ECAC selection while helping lead Dartmouth to an undefeated season and Ivy League Championship in 1996.

Lee and his wife, Katy, had their first child during the off-season, daughter Samaira.

## **Lloyd Lee - Defensive Assistant**

Born: 1976, Minneapolis, Minnesota

## **Playing Experience**

Safety, Dartmouth, 1994-98

Pro Safety, San Diego Chargers, 1998-99

## **Coaching Experience**

Pro Coach: Chicago Bears (defensive assistant) 2006, (defensive quality control) 2004-05.

## **2006 OFFSEASON TRANSACTIONS**

- January 16 ... Sign the following players to the reserve/futures list: LB Stephen Larsen, FB Keith Belton, WR Craig Bragg, DT Antonio Garay, WR Reggie Harrell, LB T.J. Hollowell, DE Khari Long, OL Anthony Oakley
- January 27 ... Promote Bob Babich to assistant head coach / linebackers
- February 7 ... Sign OL Lennie Friedman to one-year contract
- February 14 ... Hire Kevin O'Dea as assistant special teams coach
- February 16 ... Hire Steven Wilks as defensive backs coach
- February 20 ... Hire Gill Byrd as defensive quality control coach;  
Promote Lloyd Lee to defensive assistant
- February 25 ... Sign OT John St. Clair to 3-year contract
- March 1 ... Sign K Matt Fordyce to 2-year contract
- March 1 ... Sign G Terrence Metcalf to 6-year contract
- March 5 ... Tender one-year contract offers to LB Hunter Hillenmeyer and DL Israel Idonije
- March 16 ... Sign CB Dante Wesley to 2-year contract
- March 17 ... Sign TE John Gilmore to 2-year contract; Release WR Eddie Berlin
- March 22 ... Sign QB Brian Griese to 5-year contract;  
Match offer sheet signed by DL Israel Idonije with Buffalo
- March 23 ... Announce retirement of CB Jerry Azumah
- March 27 ... Sign DL Israel Idonije to 4-year contract
- March 28 ... Sign TE Gabe Reid to 1-year contract
- April 21 ... Sign restricted free agent CB Ricky Manning, Jr. to an offer sheet
- April 25 ... Sign CB Ricky Manning, Jr. to 5-year contract
- April 29 ... Draft S Danieal Manning, CB Devin Hester, DT Dusty Dvoracek
- April 30 ... Draft LB Jamar Williams, DE Mark Anderson, FB J.D. Runnels, OL Tyler Reed
- May 4 ... Cut K Matt Fordyce
- May 5 ... Sign the following undrafted free agents: CB Dion Byrum, TE Tim Day, K Josh Huston, G Travis Leffew, T Mark LeVoi, G Tyler McMeans, WR Mark Philmore, RB P.J. Pope, T Troy Reddick, S Dwayne Slay, P Joel Stelly, TE Cooper Wallace; Sign RB Tony Hollings to 2-year contract
- May 16 ... Sign undrafted free agent CB Carlos Hendricks
- May 23 ... Sign undrafted free agent CB Ricky Williams (Continued on page 25)



# 2006 Chicago Bears Coaching Staff



## Kevin O'Dea Assistant Special Teams



Kevin O'Dea

Kevin O'Dea, in his first season as the Bears assistant special teams coach, was hired on February 14, 2006. The veteran of 12 seasons as an NFL assistant comes to Chicago after spending the previous two seasons as the special teams coach of the Arizona Cardinals.

The highlight of O'Dea's tenure in Arizona was his work with kicker Neil Rackers, who was selected to his first Pro Bowl following the 2005 season and was the first kicker selected from the Cardinals since 1976 (Jim Bakken). Rackers set an NFL record for most field goals in a season with 40 while tying for third-longest streak in league history with 31 consecutive field goal conversions in 2005. As a team, the Cardinals established new NFL marks for most field goals over 40 yards (19), most field goals by an individual (Rackers, 40) and most field goals by a team (43). O'Dea significantly improved the Cardinals coverage units in his first season with the team, reducing their opponent's punt return average by 2.8 yards while cutting nearly six yards off their opponent's average field position after kickoffs, back to the 23.8-yard line after standing at the 29.5-yard line the previous campaign. Tackles inside-the-20 improved from four in 2003 to 18 in 2004.

Prior to directing Arizona's special teams, O'Dea spent two seasons as the special teams assistant for the Detroit Lions. O'Dea worked with a unit that ranked fourth in the NFL with 12.3-yard punt return average, eighth with a 22.6-yard kickoff return average and second with a .957 field goal percentage (22-of-23). Previously he spent six seasons with the Tampa Bay Buccaneers, serving as an offensive assistant in 2001 after being the defensive assistant from 1996-2000. In those roles O'Dea handled all aspects of game preparation and the production of scouting reports, opponent video breakdowns and playbook and game plan assembly. He began his NFL career in a similar capacity with the San Diego Chargers from 1994-95.

O'Dea jumped to the professional ranks following eight years as a collegiate coach capped off by three years at Penn State where, as a graduate assistant, O'Dea worked with the wide receivers (1991), then was named assistant strength coach/defensive line/linebackers for the 1992 and 1993 seasons. Prior to that, O'Dea spent three years at the University of Virginia, as a graduate assistant from 1988-89 and as assistant strength coach in 1990. He also spent 1987 at the freshman defensive backs coach at Cornell.

A native of Williamsport, Pa., O'Dea spent a four-year term in the Coast Guard (1979-83) before enrolling at Lock Haven University where he played wide receiver and defensive back until a back injury cut short his playing career. While still a student, he coached wide receivers at Lock Haven and earned a degree in fitness management. O'Dea later obtained a master's degree in education from the University of Virginia. He and his wife, Mary Anne, have two sons, Sean Michael and Ryan Matthew.

### Kevin O'Dea - Assistant Special Teams

Born: 1960, Williamsport, Pennsylvania

### Playing Experience

Wide receiver, defensive back, Lock Haven University, 1984-85

### Coaching Experience

**Pro Coach:** Chicago Bears (assistant special teams) 2006; Arizona Cardinals (special teams) 2004-05; Detroit Lions (special teams assistant) 2002-03; Tampa Bay Buccaneers (offensive/defensive assistant) 1996-01; San Diego Chargers (defensive/special teams assistant) 1994-95. **College coach:** Penn State (assistant strength/defensive line/linebackers) 1992-93; Penn State (graduate assistant) 1991; Virginia (graduate assistant) 1988-90; Cornell (defensive backs-freshman) 1987; Lock Haven (wide receivers) 1986.

## 2006 OFFSEASON TRANSACTIONS (cont.)

- May 24 ..... Sign undrafted free agent WR Bryan McClendon
- May 30 ..... Released LBs Josh Dean and Justin Smith
- June 5 ..... Sign undrafted free agent WR C.J. Fayton
- June 8 ..... Sign draftees DE Mark Anderson and G Tyler Reed to four-year contracts
- Waived CB Ricky Williams
- June 12 ..... Sign draftee FB J.D. Runnels to four-year contract

# 2006 Chicago Bears Coaching Staff

Tim Spencer



## Tim Spencer Running Backs



Tim Spencer, in his third season as the Bears running backs coach, was named to his current position on January 27, 2004. His arrival in Chicago coincided with that of Thomas Jones, Chicago's seventh-year back who has averaged over 1,140 yards in his two seasons with the team. In each of those campaigns, Jones has led the team in touchdowns while accounting for exactly 36-percent of the Bears offense to rank second in the NFL both years. Spencer came to the NFL following 10 seasons of tutoring the ball carriers at his alma mater of the Ohio State University. Spencer was the position coach for Eddie George during his Heisman Trophy-winning season of 1995 and Maurice Clarett during the Buckeyes national championship season in 2002.

Spencer presided over Chicago's first 2,000-yard rushing season in 15 years as the Bears totaled 2,099 rushing yards on 488 carries (4.3 ypc) as the eighth-ranked rushing attack in the NFL in 2005. Led by a career-high 1,335 yards by Thomas Jones, the only player in team history other than Walter Payton (9 times) to rush for 1,300 yards in a season, the Bears rushed for 100 or more yards in 13 regular season games last year. Spencer's unit consisted of three players who led the team in rushing on at least one occasion in 2005, including six individual 100-yard performances. Chicago tied for the NFL-lead with 19 runs of 20 or more yards in 2005 and lost just one fumble over the final eight games of the year.

In his first season with the Bears, Spencer helped Jones finish 52 shy of his first 1,000-yard season and set a Bears single-season record for receptions by a running back with a career-high 56. Fullback Bryan Johnson also had a career season under Spencer's tutelage, setting a career-high with two touchdown catches to tie for the team lead.

Spencer was part of three Big Ten championship teams (1996, 1998, 2003) as a coach at OSU and was part of an offensive attack which led the Big Ten in scoring offense and total offense three of his 10 seasons (1995, 1996, 1998). Including Clarett (1) and George (2), he produced 1,000-yard rushers six times during his 10-year tenure (Pepe Pearson, 1; Michael Wiley, 1; and Jonathan Wells, 1) including George's school single-season record of 1,927 yards in 1995.

A running back at Ohio State from 1979-1982, Spencer was the second player taken in the 1983 USFL draft where he played one year each for Chicago (1983), Arizona (1984) and Memphis (1985) before signing with the San Diego Chargers (1985-90) where he was a four-year starter at fullback. He returned to Ohio State in 1993 after retiring from professional football to finish his degree requirements and was named to John Cooper's coaching staff prior to the 1994 season.

The Buckeyes' starting fullback as a sophomore, he moved to tailback his final two years and led the team in rushing both of those seasons. He closed out his career with 3,553 yards rushing and still ranks third on OSU's all-time rushing list, trailing only Heisman Trophy winners Archie Griffin (5,589) and George (3,768). Spencer was the Buckeyes' co-captain and MVP as a senior. He also was MVP of the 1982 Holiday Bowl, rushing for 167 yards and two touchdowns in the Buckeyes' 47-17 win over Brigham Young. During his four years at Ohio State, the Buckeyes posted a combined record of 38-10 and played in four bowl games, including the 1980 Rose Bowl.

Spencer and his wife, Gilda, have two sons, Cole and Evan.

### Tim Spencer - Running Backs

Born: 1960, Martins Ferry, Ohio

### Playing Experience

Running Back, Ohio State, 1979-82  
Pro Running Back, Chicago (USFL), 1983;  
Arizona (USFL) 1984; Memphis (USFL) 1985;  
San Diego Chargers, 1985-90

### Coaching Experience

Pro Coach: Chicago Bears (running backs) 2004-present. College coach: Ohio State (running backs) 1994-2003.



# 2006 Chicago Bears Coaching Staff



## Steven Wilks Defensive Backs



Steven Wilks

Steven Wilks, in his first season as the Bears defensive backs coach, was hired on February 16, 2006. Wilks is an 11-year college coaching veteran who comes to the Bears after spending two seasons as the defensive backs coach under Ty Willingham. He coached under Willingham at Notre Dame in 2004 and the University of Washington in 2005. Wilks also has experience as a head coach and defensive coordinator in college.

Wilks was one of three coaches that went along with Willingham to Washington from Notre Dame where he helped the Irish earn a bowl bid in his lone season in South Bend, Ind. Previously he was the defensive backs coach at Bowling Green State in 2003, coaching All-American cornerback Janssen Patton on a team that posted an 11-3 record and became the first team in school history to finish the season in the final national polls (23rd in both the Associated Press and ESPN/USA Today). Patton was the interception leader in the Mid-American Conference that season.

Prior to BGSU, Wilks was the defensive co-coordinator at East Tennessee State in 2002 where he coached three defensive backs to All-Southern Conference honors, including two first-teamers. His unit contributed to ETSU leading the conference in turnover margin, ranking second in pass efficiency defense and allowing 156.2 passing yards per game. Wilks also coached the defensive backs coach at Appalachian State in 2001 and Illinois State in 2000. ASU finished the 2001 campaign as the fourth-ranked I-AA school in the country while a pair of ISU defensive backs earned all-conference honors in 2000. Wilks spent 1999 as the head coach at Savannah State, guiding the team to a 5-6 record after serving as the team's defensive coordinator from 1997-98. In 1998, his Tigers led the nation in total defense, earning him Division II defensive coordinator of the year from American Football Quarterly. Four players from that team earned all-conference honors led by Southern Intercollegiate Athletic Conference Player of the Year linebacker Reginald Jackson. Wilks began his coaching career as the defensive coordinator at Johnson C. Smith University from 1995-96.

A defensive back at Appalachian State from 1987-91, Wilks recorded 103 career tackles with four interceptions and four blocked kicks during his career. The Mountaineers qualified for the NCAA I-AA playoffs in 1989 and 1991 with Wilks playing a contributory role. He went to training camp with the Seattle Seahawks in 1992 and played for the Charlotte Rage of the Arena Football League in 1993 as a defensive back and wide receiver. The native of Charlotte, NC holds a bachelor's degree in communications.

He and his wife, Marcia, have a daughter, Marissa.

### Steven Wilks - Defensive Backs

Born: 1969, Charlotte, North Carolina

### Playing Experience

Defensive Back, Appalachian State, 1987-91  
Pro Defensive Back, Charlotte (AFL), 1993

### Coaching Experience

**Pro Coach:** Chicago Bears (defensive backs) 2006. **College coach:** University of Washington (secondary) 2005; Notre Dame (defensive backs) 2004; Bowling Green State (defensive backs) 2003; East Tennessee State (defensive co-coordinator) 2002; Appalachian State (defensive backs) 2001; Illinois State (defensive backs) 2000; Savannah State (defensive coordinator) 1997-98, (head coach) 1999; Johnson C. Smith University (defensive coordinator) 1995-96.

## GETTING TO HALAS HALL

**FROM THE LOOP** - Take 90/94 (Kennedy Expressway) west to 94 north (Edens Expressway). Continue on 94 (the "spur"), which becomes the Tri-state Tollway. Exit at Town Line Road (IL Route 60) and turn right (east). Take a left at the first light, which is Field Drive. (The next light is Field Court; you can also make a left there and proceed around its bend until it merges with Field Drive). Drive about 1.2 miles north along Field Drive. Turn gently right onto Football Drive (the last road on your right) and proceed to the entry gate.

**FROM O'HARE AIRPORT** - Take 294 (the Tri-state Tollway) north. Exit at Town Line Road (IL Route 60), turn right (east), and proceed as directed with underlined text, above.



# 2006 Chicago Bears Coaching Staff

Wade Wilson



## Wade Wilson Quarterbacks



Wade Wilson, in his third season with the Bears, was hired on February 9, 2004. During his first two seasons in Chicago, rookie quarterbacks have started 20 of the team's 32 regular season games while posting a 13-7 record (.650) in those contests. Prior to joining the Bears, Wilson spent three seasons (2000-02) in the same role with the Dallas Cowboys following a 19-year playing career, surpassed by only seven other players in the history of the League (George Blanda, 26; Morten Andersen and Gary Anderson, 23; Earl Morrall, 21; Jim Marshall, Jackie Slater and Darrell Green, 20).

Kyle Orton thrived as Chicago's rookie starting quarterback under Wilson in 2005. Installed as the starter with just two weeks remaining in the preseason, the fourth-round draft pick won nine of his first 12 starts with 10 victories overall. Soaking up the knowledge gleaned from Wilson's 24 years in the NFL, Orton set the NFL record for wins by a rookie quarterback drafted in the fourth round or later since the common draft was instituted in 1967. His 10 wins are second for a rookie passer overall during that span behind the 13 by Pittsburgh's Ben Roethlisberger in 2004. Orton reeled off an eight-game win streak that is the second-longest by a rookie passer in the NFL dating back to 1970. Orton broke every team rookie passing record during the season while becoming the first Bears quarterback to start more than 13 games in a season since 1995.

Wilson's first season with Chicago was marked by four quarterbacks starting at least three games for the Bears. Rex Grossman opened the season as the starter, but was lost for the year due to injury in the third game. Veteran Jonathan Quinn was called on to make the next three starts, but indifferent results led to the accelerated insertion of rookie Craig Krenzel. The fifth-round draft pick won his first three starts, but a season-ending injury in his fifth brought in Chad Hutchinson for the last five games. Hutchinson's ascension marked the second time in Wilson's coaching career that he had to prep four different signal-callers to start in a single season. He previously did so in his second season with Dallas in 2001.

Wilson's first season with the Cowboys coincided with veteran QB Troy Aikman's final year with the team. Wilson was called upon to prep four different quarterbacks for game action when Aikman started 11 games but was forced to miss five starts and parts of three other games with injuries. Randall Cunningham relieved Aikman on two occasions and started three games while Clint Stoerner and Anthony Wright also saw action under center during the 2000 season.

Drafted in the eighth round (210th overall) of the 1981 NFL Draft by the Minnesota Vikings, the future Pro Bowler (1988) led the Vikings to three playoff appearances in 11 seasons (1981-91) including the 1987 NFC Championship game. Wilson also spent time with the Atlanta Falcons (1992), New Orleans Saints (1993-94), Dallas Cowboys (1995-97) and Oakland Raiders (1998-99). He served as Aikman's backup on the Cowboys Super Bowl XXX championship team in 1995.

Wilson completed his pro career with a 75.6 quarterback rating, completing 1,391 passes on 2,428 attempts for 17,283 yards. In 1988 (with Minnesota) he led the NFC with a 91.5 quarterback rating, completing 204 of 332 passes (61.4%) for 2,746 yards, 15 touchdowns and nine interceptions. His 61.4 percent completion rate led the NFL that season.

Wilson was a four-year letterman and three-year starter at East Texas State University, where he earned NAIA All-America and Lone Star Conference MVP honors as a senior while leading the conference in passing and total offense, completing 338 of 668 passes for 4,414 yards and 32 touchdowns during his four years with the Lions.

Wilson majored in business management at ETSU, and has his real estate license and his SEC-series seven registration. He has four children; Travis Wade, Hayden, and twins Coleton and Sophie.

### Wade Wilson - Quarterbacks

Born: 1959, Commerce, Texas

### Playing Experience

Quarterback East Texas State University 1977-80  
Pro Quarterback Minnesota Vikings 1981-91;  
Atlanta Falcons 1992; New Orleans Saints 1993-94;  
Dallas Cowboys 1995-97; Oakland Raiders 1998-99.

### Coaching Experience

Pro coach: Chicago Bears (quarterbacks) 2004-present; Dallas Cowboys (quarterbacks) 2000-02.



# 2006 Chicago Bears Coaching Staff

Bajakian, Byrd

## **Mike Bajakian** Offensive Quality Control

Mike Bajakian, in his third season as the Bears offensive quality control coach, was hired on January 23, 2004. Bajakian was a veteran of six years as a collegiate assistant prior to advancing to the NFL.

In his current role with the Bears, Bajakian assists with the wide receivers and also handles all aspects of game preparation, including self-scout analysis, opponent video breakdown and playbook and game plan preparation.

Bajakian came to the Bears after spending two seasons as the quarterbacks coach at Central Michigan University. Prior to that he assisted with QBs as a graduate assistant at the University of Michigan (2000-02) after spending six months as the QB coach at Sacred Heart University (Fairfield, Conn.). Bajakian earned his first college coaching experience at Rutgers (1998-99) as a graduate assistant working with defensive backs.

The River Vale, N.J., native played quarterback and was a captain at Williams College (Mass.) where he earned a bachelor's degree in history in 1996. Bajakian began his coaching career as an assistant at Delbarton High School in Morristown, N.J., where he was a math teacher. Bajakian is married to Michelene.



### **Mike Bajakian - Offensive Quality Control** | **Playing Experience**

**Born:** 1974, River Vale, New Jersey

Quarterback, Williams College, 1992-95

#### **Coaching Experience**

**Pro Coach:** Chicago Bears (offensive quality control) 2004-present. **College coach:** Central Michigan (quarterbacks) 2002-03; Michigan (graduate assistant) 2000-02; Sacred Heart University (quarterbacks) 2000; Rutgers (graduate assistant) 1998-99.

## **Gill Byrd** Defensive Quality Control

Gill Byrd, in his first season as the Bears defensive quality control coach, was hired on February 20, 2006. Byrd came to Chicago from St. Louis where he began his coaching career and spent the previous three years. His first two seasons were spent as the Rams defensive assistant before being promoted to assistant secondary coach for the 2005 campaign.

Byrd compiled a stand-out 10-year NFL career playing exclusively with the San Diego Chargers and retired after the 1993 season as the team's all-time leader in interceptions (42) and interception return yards (546), two records which he still owns. Chosen by the Chargers with the 22nd overall pick of the first round in the 1983 NFL Draft, Byrd led all NFL cornerbacks in interceptions for three consecutive seasons (1989-91) and paced the Chargers in four straight years (1988-91). Earning All-NFL honors from The Sporting News in 1989 and Football Digest in 1990, Byrd was selected to the Pro Bowl following the 1991 and 1992 seasons. He spent the 1993 season on Injured Reserve with San Diego before retiring. Byrd was inducted into the Chargers Hall of Fame in 1998.

He returned to the NFL with the Green Bay Packers in 1999, serving as the team's executive director/player programs and community affairs for two seasons (1999-2001). In that role, Byrd directed the family assistance program of the Packers' players along with guiding players in continuing education, financial education and career internships. He began his coaching career as a volunteer with the Rams in 2003 under then-defensive coordinator Lovie Smith. Byrd earned a coaching contract at the end of the 2003 season and was promoted to assistant secondary coach in 2005.

Byrd graduated from San Jose State with a degree in finance. He and wife Marilyn have two sons: Gill II is a senior DB at New Mexico State and Jairus is a redshirt freshman safety at Oregon.



### **Gill Byrd - Defensive Quality Control** | **Playing Experience**

**Born:** 1961, San Francisco, California

Cornerback, San Jose State, 1978-82

Pro Cornerback/Safety, San Diego Chargers, 1983-92

#### **Coaching Experience**

**Pro Coach:** Chicago Bears (defensive quality control) 2006; St. Louis Rams (assistant secondary) 2005, (defensive assistant) 2003-04.

# 2006 Chicago Bears Coaching Staff

Jones, Arthur



## **Rusty Jones** Strength & Conditioning Coordinator

Rusty Jones, in his second season as the Bears strength and conditioning coordinator, was a veteran of 20 NFL seasons with the Buffalo Bills when he was hired by Chicago on February 3, 2005. Jones is just the third full-time strength coach in Bears history since the position was created in 1974.

Jones enacted his renowned conditioning and nutrition program upon his arrival in Chicago and has seen the program wholeheartedly adopted by the players throughout the roster. Before joining the Bears, he had spent his entire NFL career in Buffalo after being hired in June of 1985. He spent 19 years as the Bills strength and conditioning coordinator before being promoted to director of physical development/assistant to the head coach prior to the 2004 season.

During his tenure in Buffalo, Jones worked under six head coaches including Hall of Famer Marv Levy and worked with over 25 different Pro Bowlers including Hall of Famers Jim Kelly and James Lofton. The Bills qualified for the playoffs in 10 of Jones' 20 seasons with the team, including four consecutive Super Bowl appearances from 1990-93.

Recognized around the NFL as one of the finest strength, conditioning and nutrition experts in the business, Jones was instrumental in creating a nutritional program specifically designed for each Bills player to maximize performance and to maintain year-round health. Jones gained league-wide notoriety for getting Buffalo's players in top physical condition while the Bills enjoyed success running the "no-huddle" offense in the early 1990's. Prior to joining the Bills in June of 1985, Jones spent two years as the conditioning supervisor for the DeBartolo Corporation, working in Pittsburgh with the Penguins, Spirit and Maulers (1983-84).

Jones earned a physical education degree from Springfield (Mass.) College and taught for two years at Dover High School in New Hampshire. The native of Berwick, Maine and Noble High School returned to Springfield to earn a master's degree in exercise physiology (1979-82), serving as a graduate assistant with the football program during that time.

Jones and his wife, Sharon, have one son, Tyler. Sharon is a professional singer who performed the national anthem before one Bears game last year after doing so many times in Buffalo.



## **Jim Arthur** Strength & Conditioning Assistant

Jim Arthur is in his second season as the Bears assistant strength and conditioning coach. Arthur came to Chicago after spending three seasons as an intern with the Buffalo Bills. He made the move to Chicago with his Buffalo mentor, Rusty Jones, who joined the Bears organization in 2005 after 20 years with the Bills.

Arthur assists Jones with implementing and overseeing the team's strength, conditioning, speed, agility and nutritional programs. He also performs flexibility enhancing techniques, measures and evaluates player body composition while educating the athletes on proper nutritional guidelines, including hydration and muscle glycogen repletion.

Arthur began his coaching career at his alma mater, Springfield (Mass.) College, working as a student assistant until his graduation in 2000, then as a graduate assistant where he earned his Master of Education in Applied Exercise Science in 2002. He interned at Louisiana Tech University during the summer of 2001 and at Boston College while finishing his master's degree in 2002 before joining the Bills.



# 2006 Chicago Bears Football Staff



## **Bobby DePaul** Director of Pro Personnel

Bobby DePaul, in his sixth year as the Bears director of pro personnel, has played an instrumental role to Chicago's two division championships achieved during his tenure with the team. Hired on June 19, 2001, the 17-year NFL veteran came to Chicago after serving as a member of the Philadelphia Eagles player personnel department for four years following an eight-year career as an NFL assistant coach.

DePaul evaluates players in the professional ranks, prepares the club for its acquisitions through free agency or the waiver wire and manages the advance scouting for Bears opponents. In addition to supervising the pro personnel department, DePaul has a hand in day-to-day football operations, assisting with salary cap maintenance, contract negotiations and overseeing the development of scouting football systems technology.

DePaul entered the NFL in 1989, hired by former Bears defensive back Richie Petitbon as a member of Joe Gibbs' coaching staff at Washington where he stayed until 1993 after winning an NFL championship with the Redskins' Super Bowl XXVI victory over Buffalo. The Bowie, Md., native then served on the Bengals coaching staff for three seasons before joining the Eagles as a scout.

Born in 1963, DePaul attended Archbishop John Carroll High School in Washington, D.C., where he played fullback and linebacker on a team that lost only once during his three-year varsity career. DePaul attended the University of Maryland and played linebacker on three Atlantic Coast Conference champion Terrapin squads and made four bowl appearances under former Detroit Lions and San Diego Chargers head coach Bobby Ross. DePaul and his wife, Lisa, have two daughters, Ariel and Ashley.



DePaul, Gabriel



## **Greg Gabriel** Director of College Scouting

Greg Gabriel, in his sixth season as the Bears director of college scouting, has coordinated the team's college scouting operation for the last five NFL drafts. Hired by Chicago on June 19, 2001, Gabriel is a veteran of 23 NFL seasons, spending 16 years in the New York Giants scouting department after two years with the Buffalo Bills.

Gabriel's chief job responsibilities are scheduling scouting visits, coordinating scouting meetings, evaluating collegiate players while playing an instrumental role in the development of the Bears draft plan. His first four drafts with Chicago yielded 18 players who started at least one game for the Bears in 2005, including first-time Pro Bowl selections Lance Briggs, Nathan Vasher and Tommie Harris, named an all-star starter in just his second NFL season. Nine of 22 opening-day starters last year were drafted during Gabriel's tenure with the team. A fourth-round draft pick, Kyle Orton was the sixth quarterback chosen in the 2005 NFL Draft, but led all rookie NFL passers in games played and started, wins and every major passing statistic. Chicago has had a rookie quarterback start at least three games in each of the last three campaigns while posting a 15-8 record (.652) in those contests.

Gabriel came to Chicago after serving as the Director of Player Development for the New York Giants. The Buffalo native joined the Giants scouting department during the 1985 off-season after serving as an area scout for an NFL scouting combine in the Great Lakes area. During his tenure with the Giants, the team went to three Super Bowls, winning two. Gabriel began his NFL career with two years working in Buffalo's scouting and film grading department. Prior to entering football, Gabriel was an account executive with Prudential-Bach and later with Dean Witter Reynolds while working part-time in the scouting department of the Bills.

A native of Buffalo where he was born in 1951, Gabriel prepped at Bishop Neumann High School in Williamsville, N.Y. He was a running back at Canisius College for three seasons while earning his bachelor of science degree. Gabriel played eight seasons for the Twin City Geminis, a semi-pro team in the Buffalo area where he also coached the running backs and special teams for one season.

Gabriel and his wife, Robin, married following the 2004 NFL Draft. Gabriel has three daughters (Liza, Ryan and Kelsey), two stepsons (Ryan and Nolan), one stepdaughter (Emily) and two grandsons (Jordan and Herman).





# 2006 Chicago Bears Football Staff



## Tim Bream Head Athletic Trainer



Tim Bream is in his 14th season with the Bears and 10th as head athletic trainer. Prior to joining the Bears, Bream spent 10 years as a collegiate athletic trainer at Syracuse (1984-86), Vanderbilt (1986-88) and Richmond (1988-92) before joining the Bears as an assistant trainer.

Bream also worked on the medical staff of the 1992 Winter Olympics and one summer (1981) as an intern with the Detroit Lions. Formerly the treasurer for the Professional Football Athletic Trainers Society, he remains a member of the executive advisory board for Mushin Health and Fitness Co. and Athletico Physical Therapy and Sports Medicine.

Born in 1961, in Gettysburg, Pa., Bream is a graduate of Penn State and earned a masters from West Virginia University. He is married (Lisa) and has two daughters (Rebecca and Elizabeth). Bream is very active in coaching both of his girls in soccer, basketball and softball.



## Tony Medlin Equipment Manager



Tony Medlin is in his 20th season with the Chicago Bears and his 10th as the team's head equipment manager. Medlin is responsible for ordering and organizing the team's inventory of apparel and equipment and serves as the team's liaison with the NFL's sole apparel provider, Reebok.

After the 2000 season, Medlin received the Whitey Zimmerman Award as the NFL's top equipment manager. Two seasons earlier, he was selected to coordinate the game ball operations for Super Bowl XXXIII and has done so for the last eight years. Named head equipment manager in 1997, Medlin initially joined the Bears as an assistant equipment manager in 1987. He previously served as the athletic equipment manager at North Carolina Central University from 1982-87 after graduated from there with a B.S. degree in therapeutic recreation.

Medlin and his wife, Chandra, have one daughter, Brandy. Medlin, born in 1960, is the older brother of Ron Medlin, head athletic trainer for the Atlanta Falcons. His numerous charitable endeavors are highlighted by his role as the chairman of the annual Chicago Bears Coat Drive. He is also involved with the "Say No to Drugs" campaign and American Cancer Society.



## Dean Pope Director of Video Services



Dean Pope is in his 13th season of leading the Chicago Bears video services and his 21st season with the organization overall. Pope was promoted to his current position in January of 1994 after serving eight years as assistant director of video services. He began his Bears career as an intern in 1986, helping the team with the transition from film to video.

With Pope at the helm, Chicago's video department pioneered the use of digital video editing in the NFL over the 1994 season. His department is responsible for acquiring and managing all video footage that pertains to the team's coaching and scouting operations. Pope and his staff maintain the vast catalog of Bears practices and games that they record on a daily basis during the season. Chicago was one of the first teams in the NFL to make all of that footage available on an on-line database for use by the team's coaches, players, and scouting staff. Also responsible for collecting and cataloging college football games tapes from across the nation for scouting purposes in preparation of the annual NFL draft, Pope and his staff have continued their pioneering ways this season by becoming one of the first NFL teams to move their library of college footage to on-line storage.

A graduate of University of Wisconsin-Platteville with a degree in communications, he was born in 1964, in Platteville, Wis.



# 2006 Chicago Bears Staff

Staff



**Shawn Adams**  
Corporate Sales Manager



**Chris Ballard**  
Area Scout/Southwest



**Marty Barrett**  
Area Scout/West



**Brit Bending**  
Finance & Treasurer  
Assistant



**John Berta**  
Assistant Head  
Groundskeeper



**John Bostrom**  
Senior Director of  
Administration



**Morocco Brown**  
Assistant Director of  
Pro Personnel



**Geoff Bunzol**  
Travel & Operations  
Coordinator



**Brad Camp**  
Assistant Equipment  
Manager



**Jim Christman**  
Media Services Manager



**Rebecca Coffey**  
Client Services Manager



**Bill Collingbourne**  
Customer Service  
Representative



**John Conroy**  
Director of Creative  
Services & Internet



**Matt Cook**  
IT Systems Manager



**Scott DeGraff**  
Assistant Athletic  
Trainer



**Tom Dillon**  
Director of Security  
& Safety Services

# 2006 Chicago Bears Staff

Staff



**Dana Dressler**  
Corporate Sales  
Manager



**Dave Eck**  
Manager of Corporate  
Sales



**Lindsay Elliott**  
Suite Services  
Coordinator



**Clyde Emrich**  
Administration



**Alex Festin**  
Staff Accountant



**Krista Fortman**  
Customer Service  
Representative



**Kevin Foy**  
Broadcasting  
Videographer/Producer



**Trevor Frederickson**  
Website Manager



**Gary Govekar**  
Security



**Caroline Guip**  
Director of Community  
Relations



**Roger Hacker**  
Media Information Manager



**Scott Hagel**  
Senior Director of  
Corp. Communications



**Marge Hamm**  
Bears Care Program  
Coordinator



**Chris Hanks**  
Assistant Athletic  
Trainer



**Brian Hardin**  
Media Relations Assistant



**Andrew Hayes-Stoker**  
Football Operations  
Assistant



# 2006 Chicago Bears Staff

Staff



**Dave Hendrickson**  
Assistant Video Director



**Chris Hibbs**  
Senior Director of Sales  
& Marketing



**Rex Hogan**  
Area Scout/East



**Bobbie Howard**  
Director of Player  
Development



**Ryan Huzjak**  
Director of Corporate  
Sales



**Jamie Hymer**  
Video Assistant



**Brent Johnson**  
Network/Systems  
Specialist



**Jake Jones**  
Controller



**Adam Kellner**  
Director of Stadium Sales  
& Services



**Jessica Kies**  
Community Relations  
Manager



**Joe Krajniak**  
Groundskeeper Assistant



**Mike LaFlamme**  
Football Operations  
Assistant



**Stacey Larsen**  
Director of Client  
Services



**Bob Laskowski**  
Fan & Stadium Services  
Manager



**Sharon Lehner**  
Media Relations  
Assistant



**Kendra Lindborg**  
Director of  
Ticket Operations

# 2006 Chicago Bears Staff

Staff



**Cindy Jordan Littlefield**  
Premium Seat Sales &  
Services Manager



**Gil Lopez**  
Building  
Maintenance



**Dave Majercik**  
Director of Food Services



**Larry Mayer**  
Senior Web Writer



**Brian McCaskey**  
Senior Director of Business  
Development



**George McCaskey**  
Senior Director of  
Ticket Operations



**Patrick McCaskey**  
Senior Director of  
Special Projects



**Rich McCaskey**  
Administration



**Tim McCaskey**  
Vice President



**Greg Miller**  
Director of Broadcasting



**Ted Monago**  
Area Scout/Rockies &  
Plains



**Ken Mrock**  
Head Groundskeeper



**Karen Murphy**  
Senior Director of  
Finance & Treasurer



**Katie Nagle**  
Marketing Operations  
Assistant



**Jim Padgitt**  
Broadcasting  
Coordinating Producer



**Rommel Paraiso**  
Broadcasting Graphic  
Designer/Producer



# 2006 Chicago Bears Staff

Staff



**Bryan Pett**  
Director of Stadium  
Operations



**Carl Piekarski**  
Assistant Equipment  
Manager



**Brendan Pierce**  
Customer Service  
Representative



**Lorelei Potts**  
Accounting Assistant



**Ann Quint**  
Executive Assistant



**Kate Rackow**  
Community Relations  
Assistant



**Mark Sadowski**  
Area Scout/Southeast



**Rebecca Schmid**  
Client Services  
Coordinator



**Susie Schmidt**  
Assistant to the  
Head Coach



**Linda Schroeder**  
Receptionis



**Dianne Shabat**  
Executive Assistant



**Jeff Shiver**  
Area Scout/Midwest



**Bobby Slater**  
Director of Rehabilitation



**Rich Slusser**  
Security



**Kara Smith**  
Alumni Relations  
Assistant



**Jeremy Snyder**  
Football Operations  
Assistant

# 2006 Chicago Bears Staff

Staff



**Michelle Somkovic**  
Suite Sales &  
Services Manager



**Mandy Sowa**  
Events & Advertising  
Coordinator



**Staley**  
Mascot



**Cliff Stein**  
Director of Player  
Contracts & Legal Affairs



**Julie Taft**  
Director of Events &  
Advertising



**Dan Tuohy**  
College Video  
Coordinator



**Kevin Turks**  
Assistant Pro  
Scout



**Mike White**  
Events & Advertising  
Manager



**Jennifer Wilgosiewicz**  
Customer Service  
Representative



**Robyn Wilkey**  
Assistant to the General  
Manager



**Jacinta Williams**  
Fan Services Assistant



**Brian Wright**  
Director of Football  
Systems Technology



**Dan Yuska**  
Business  
Development  
Assistant



# The Players



Players



# The Players

## Brendon Ayanbadejo

### Linebacker

Ht: 6-1 Wt: 228

Age: 29

College: UCLA

Bears season: 2

NFL Season: 4

Acquired: Trade with Miami in 2005



# 94

**PRO CAREER:** All-Pro and Pro Bowl alternate on special teams joined Chicago during the 2005 preseason and made an immediate impact on the Bears during his third NFL season... Primarily a special teams ace in the NFL, Ayanbadejo has registered 70 special teams tackles in 48 career games played... Tabbed a first alternate to the Pro Bowl as a special teamer in 2005 after being named a second alternate to the Pro Bowl with Miami in 2004... Has recorded 31 career tackles with 1 INT and 1 PBU in limited duty as a reserve linebacker... Entered professional football in 2000 in the CFL, played in NFL Europe in 2001 and returned to CFL in 2002... Totaled 42 special teams tackles from 2003-04 with Miami.

**CAREER TRANSACTIONS:** Entered NFL as an undrafted free agent, signing with Atlanta (4/23/99)... Waived by Atlanta (8/23/99)... Signed by Chicago (1/10/00)... Waived by Chicago (5/10/00)... Signed by Baltimore and allocated to NFL Europe (2/12/01)... Waived by Baltimore (7/24/01)... Signed with Miami (2/3/03)... Traded to Chicago for TE John Owens (8/28/05) and a conditional draft pick... Signed to 2-year contract extension (11/4/05). **SIGNED through 2007**

**2005 SEASON:** Named Pro Bowl first alternate and All-Pro on special teams by espn.com and *Sports Illustrated* in first season with Chicago... Played all 16 games, tying Adrian Peterson's club-record for most special teams tackles in a season with a career-high 28 (stat first recorded in 1995)... Recorded at least 1 special teams tackle every game... Forced fumble on second half kickoff that Bears recovered which led to Chicago's lone TD of game at WASH (9/11)... Notched 2 special teams tackles vs. CIN (9/25) and recovered a fumble on special teams to retain possession... Paced Bears with 3 special teams tackles at CLE (10/9)... Paced Bears with season-high 3 special teams tackles vs. CAR (11/20)... Recorded 2 tackles while playing for Hunter Hillenmeyer at SLB vs. GB (12/4)... Tallied 3 tackles at PIT (12/11) and added 2 special teams tackles... Notched 3 special teams tackles at GB (12/25)... Recorded season-best 5 tackles as a reserve LB at MIN (1/1)... Tallied 3 special teams tackles vs. CAR (1/15/06) in Divisional Playoff. **GAMES PLAYED-STARTED: 16-0**

**PREVIOUS SEASONS: 2004** - Second alternate to Pro Bowl while leading Miami with 23 special teams tackles... Played all 16 games, starting the first two games of his career, and recorded 20 tackles and an interception... Started first career game vs. NE (12/20) at SLB on *Monday Night Football* and tallied 7 tackles and an interception which led to Dolphins game-winning touchdown drive... Started season finale at BAL (1/2) recording 7 tackles. **2003** - Played in all 16 games as a reserve LB and on special teams where he led the Dolphins with 19 tackles. **2002** - Played with British Columbia of the CFL and tied for second on the squad with 77 tackles while compiling a team-high five fumble recoveries to go with 3 INTs and 3 sacks... Added club-high 27 special teams tackles. **2001** - Played with Amsterdam of NFL Europe in the spring of 2001. **2000** - Split time between Winnipeg and Toronto in the CFL. **1999** - Went to training camp with Atlanta as an undrafted rookie free agent in 1999 before being waived prior to the start of the regular season.

**COLLEGE:** Four-year letterman at UCLA (1995-98) finished his career with 185 tackles and 10 INTs... First-team all-Pac-10 as a senior after starting all 12 games and recording 62 tackles, 9 sacks and 4 fumble recoveries to help the Bruins to a 10-2 record and Rose Bowl berth... Registered 9 tackles, including 4 sacks of QB Carson Palmer, in victory over USC that year... Majored in history.



# The Players

## Brendon Ayanbadejo

**PERSONAL:** Prepped at Santa Cruz (CA) H.S... Younger brother of fullback Obafemi Ayanbadejo who was a teammate of his in 2003 with Miami and currently plays for Arizona... Born in Chicago, he and his family moved to Lagos, Nigeria, when he was one-year-old and lived there for nearly 3 years before moving back to the United States... During the 2003 season, wrote a weekly column for his hometown newspaper, the *Santa Cruz Sentinel*... Promotes physical fitness education at Hamlin Park in Chicago each Tuesday on a voluntary basis... Spends time rollerblading and at the beach body surfing when he has free time... Full name is Oladele Brendon Ayanbadejo... Has 1 daughter, Anaya Lee, born 8/23/05.

### Brendon Ayanbadejo's NFL Statistics

#### REGULAR SEASON

Year	Team	GP-GS	Tkls-Solo	Sack-Yds	TFL	Int-Ret	PBU	FF	FR-Ret	STT
2003	Miami	16-0	0-0	0-0	NA	0-0	0	0	0-0	19
2004	Miami	16-2	20-9	0-0	NA	1-2	1	0	0-0	23
2005	Chicago	16-0	11-6	0-0	0	0-0	0	0	0-0	28
<b>CAREER</b>		<b>48-2</b>	<b>31-15</b>	<b>0-0</b>	<b>0</b>	<b>1-2</b>	<b>1</b>	<b>0</b>	<b>0-0</b>	<b>70</b>

#### POSTSEASON

Year	Team	GP-GS	Tkls-Solo	Sack-Yds	TFL	Int-Ret	PBU	FF	FR-Ret	STT
2005	Chicago	1-0	0-0	0-0	0	0-0	0	0	0-0	3

#### SEASON / CAREER / PLAYOFF HIGHS

	2005	Career	Playoff
Tackles	5 at MIN (1/1)	7, twice	None
Solos	3 at PIT (12/11)	N/A	None
Interceptions	None	1 vs. NE (12/20/04)	None
Longest INT Return	None	2 vs. NE (12/20/04)	None
Pass Defenses	None	None	None
Special Teams Tackles	3, three times	3, seven times	3 vs. CAR (1/15/06)

### BEARS TEAM PHYSICIANS

The Chicago Bears consulting physicians have been caring for Bears players since 1991 and have over 100 combined years of experience in sports medicine. Along with the Bears, team physicians have provided care for the Chicago Blackhawks, Chicago Cubs, USA soccer and numerous professional and elite athletes from all over the world.



**Dr. Michael Ankin**  
Consulting Internist



**Dr. Adam Bennett**  
Consulting Internist



**Dr. Mark Bowen**  
Consulting Orthopaedist



**Dr. Mike Corcoran**  
Consulting Orthopaedist



**Dr. Howard Katz**  
Consulting Internist



**Dr. Gordon Nuber**  
Consulting Orthopaedist

# The Players

## Cedric Benson Running Back



Ht: 5-11 Wt: 220

Age: 23

College: Texas

Bears season: 2

NFL Season: 2

Acquired: 1st round of the 2005 draft



# 32

**PRO CAREER:** Finished rookie season as Bears third leading rusher, totaling 272 yards on 67 carries and 4.1 yards per carry... Played exclusively as the featured back in second half at NO (11/6) and the 1st half vs. SF (11/13) totaling 129 yards on 26 carries (5.0 ypc) before a knee injury sidelined him for the next 6 games.

**CAREER TRANSACTIONS:** Entered NFL as a first-round selection (4th overall) by Chicago in the 2005 NFL Draft... Signed with Bears (8/28/05). **SIGNED through 2009**

**2005 SEASON:** Tallied 272 yards averaging 4.1 yards per carry on 67 carries and gained 3 yards on only reception of season... His nine games played consisted of Games 1-2, 4-8, 16 as a reserve RB and a start at RB in Game 9; DNP Game 3; Inactive due to knee injury Games 10-15... Increased workload vs. DET (9/18) rushing 16 times for 49 yards including gains of 19 and 13 yards... Gained 35 yards on 3 carries at DET (10/30), all in overtime, including a game-long 25-yard scamper... Led Bears with season-high 79 rushing yards on 14 carries, all in 2nd half, at NO (11/6) including runs of 27 and 36 yards... Started first NFL game vs. SF (11/13) and gained 50 yards on 12 carries before leaving game after injuring right knee in 2nd quarter... Rushed 9 times for 35 yards at MIN (1/1) in return to the lineup. **GAMES PLAYED-STARTED: 9-1**

**COLLEGE:** Four-year starter at Texas (2001-04) finished career as sixth-leading rusher in NCAA Division I-A history and second-leading rusher in Longhorn history... In 49 games, rushed for 5,540 yards on 1,112 carries with 64 TDs... Just the fifth back in NCAA history to rush for over 1,000 yards in all four seasons and his 64 TDs were the third-most in NCAA history... Set an NCAA record by scoring at least once in 37 games... Led Texas to 25-0 record when rushing for over 100 yards... Caught 69 career passes for 621 yards and 3 TDs... Second in school history with 6,161 all-purpose yards and 404 points, the fourth-most points by a non-kicker in NCAA history... One of three players in NCAA history to rush for 5,000 yards and score 400 points in a career... Recipient of 2004 Doak Walker Award and Cingular ABC Sports All-America Player of the Year Award after rushing for 1,834 yards (No. 3 on Texas single-season list) and 19 TDs with 22 receptions for 179 yards as a senior... Started every game and was a semifinalist for the Maxwell Award while receiving first-team All-America honors from ESPN and *Sports Illustrated*, unanimous first-team all-Big 12 selection and conference Co-Offensive Player of the Year... As a junior, was a first-team all-Big 12 honoree after becoming the first player in school history to rush for over 1,000 yards in three consecutive seasons, totaling 1,360 yards on 258 carries and 21 TDs (No. 3 on Texas single-season list)... Earned a spot on Texas' Athletic Director's Academic Honor Roll, was named the team's outstanding offensive back and received the Darrell Royal Most Valuable Offensive Player Award... Earned second-team all-Big 12 honors from the AP after collecting 1,293 yards on 305 carries with 12 TDs during sophomore season, playing most of season with cracked ribs and turf toe without missing any games... Named team MVP and Freshman All-American after totaling 1,053 yards and 13 TDs on 223 carries as an immediate starter... Missed action late in the year with a pinched nerve in his neck, including sitting out the Holiday Bowl... Majored in social work.

**PERSONAL:** Attended Lee H.S. in Midland, Texas, playing football for coach John Parchman... Parade All-American, three-time Texas 5A Offensive Player-of-the-Year and first-team all-state halfback... Named *USA Today's* Texas Player of the Year and finalist (Southwest Region winner)



# The Players

## Cedric Benson

for the High School Heisman in 2000... Rushed for 8,423 career yards (No. 4 in Texas history/No. 1 in Class 5A history), scored 127 TDs (No. 2 in Texas history/No. 3 nationally) and averaged 183.1 yards and 2.8 TDs per game during his career... Rushed for 100 or more yards in 33 of his final 34 games and scored in 36 of his final 37 outings... Posted five career 300-yard rushing games and led the team to 43-3 record and 3 consecutive Texas 5A Division I State Championships (just the fourth team in Texas history to win 3 straight titles in Class 5A)... Rushed for 680 yards on 90 carries and scored a state-record 15 TDs in 3 state title games... As a senior, rushed for 2,871 yards and 43 TDs and caught 9 passes for 233 yards and 3 TDs... As a junior, ran for 3,526 yards and 44 TDs and caught 14 passes for 360 yards and 7 TDs during a 15-0 season that resulted in the *USA Today* High School National Championship... Ran for 2,026 yards and 30 TDs en route to a 15-1 record as a sophomore... An outstanding centerfielder for the baseball team hit .361 in District 4-5A games as a senior and was drafted by the Los Angeles Dodgers in the 12th round (370th overall) of the 2001 MLB Draft... Played summer ball with the Dodgers in 2001 and 2002 at Vero Beach while attending Texas and stopped playing in 2003 to concentrate on football... Born Cedric Myron Benson in Midland, Texas... Member of Texas' Athletics Director's Academic Honor Roll in fall 2003... Named to the Big 12 Commissioner's Honor Roll in fall 2003.

Benson

### Cedric Benson's NFL Statistics

#### REGULAR SEASON

Year	Team	GP-GS	Rush	Yds	Avg	Lg	TD	Rec	Yds	Avg	Lg	TD
2005	Chicago	9-1	67	272	4.1	36	0	1	3	3.0	3	0

ADDITIONAL STATS: Fumbles-Lost - 2005 (1-1).

#### SEASON / CAREER / PLAYOFF HIGHS

	2005	Career	Playoff
Rushes	16 vs. DET (9/18)	Same	
Rushing Yards	79 at NO (11/6)	Same	
Longest Run	36 at NO (11/6)	Same	
Receptions	1 at MIN (1/1)	Same	
Receiving Yards	3 at MIN (1/1)	Same	

### BEARS IN THE RANKINGS

OFFENSE						DEFENSE					
Overall		Rush		Pass		Overall		Rush		Pass	
1981	26 (289.6)	11 (135.7)	27 (153.9)	19 (337.1)	20 (134.1)	14 (203.0)					
1982	26 (277.0)	18 (109.8)	23 (167.2)	16 (316.8)	5 (100.2)	21 (216.6)					
1983	4 (386.8)	1 (170.4)	17 (216.3)	8 (320.8)	11t (125.0)	12 (195.8)					
1984	7 (339.8)	1 (185.9)	26 (153.9)	1 (241.4)	1 ( 86.1)	2 (155.4)					
1985	7 (364.8)	1 (172.6)	20 (192.3)	1 (258.4)	1 ( 82.4)	3 (176.0)					
1986	7 (341.2)	1 (168.8)	20 (172.4)	1 (258.1)	2 ( 91.4)	2 (166.7)					
1987	12 (336.3)	13 (130.3)	12 (206.0)	2 (281.0)	1 ( 94.2)	7 (186.8)					
1988	11 (332.3)	3 (144.9)	20 (187.4)	2 (272.5)	1 ( 82.9)	9 (189.6)					
1989	10 (335.9)	2 (142.9)	19 (193.0)	25 (358.1)	15 (118.6)	24 (239.5)					
1990	13 (311.3)	2 (152.3)	28 (159.0)	6 (280.8)	7 ( 98.3)	10 (182.5)					
1991	11 (316.8)	9 (121.8)	13 (195.0)	4 (281.7)	10 ( 98.8)	8 (182.9)					
1992	8 (308.8)	10 (116.9)	14 (191.9)	17 (309.5)	21 (121.8)	15 (187.8)					
1993	28 (232.3)	19 (104.8)	28 (127.5)	4 (290.8)	17 (114.7)	3 (176.1)					
1994	23 (292.4)	15 ( 99.3)	21 (193.2)	13 (313.1)	13 (120.1)	5 (192.9)					
1995	9 (354.6)	9 (120.6)	12 (233.9)	19 (340.1)	5 ( 90.1)	27 (250.1)					
1996	21 (306.6)	16 (107.5)	19 (199.1)	12 (305.3)	11 (101.1)	14 (204.2)					
1997	17 (311.7)	16 (109.1)	16 (202.6)	12 (305.5)	19 (116.1)	11 (189.4)					
1998	21 (297.9)	17 (107.1)	23 (190.8)	14 (318.9)	19 (117.2)	15 (201.8)					
1999	8 (345.2)	26 ( 86.7)	3 (258.5)	29 (356.5)	23 (117.6)	29 (238.9)					
2000	23 (283.8)	21 (108.5)	23 (175.3)	16 (327.1)	19 (114.2)	17 (212.9)					
2001	26 (293.4)	17 (108.9)	24 (184.5)	15 (311.2)	2 ( 82.1)	29 (229.1)					
2002	29 (274.7)	32 ( 84.0)	24 (190.7)	25 (350.4)	26 (129.8)	24 (220.6)					
2003	28 (273.8)	18 (110.2)	30 (163.6)	14 (309.2)	16 (116.6)	13 (192.6)					
2004	32 (238.5)	25 (101.5)	32 (137.0)	21 (336.9)	25 (128.1)	15 (208.8)					
2005	29 (256.3)	8 (131.2)	31 (125.1)	2 (281.8)	11 (102.3)	5 (179.5)					

# The Players

## Bernard Berrian Wide Receiver



Ht: 6-1 Wt: 185

Age: 25

College: Fresno State

Bears season: 3

NFL Season: 3

Acquired: 3rd round of the 2004 draft



# 80

**PRO CAREER:** Fleet-footed wide receiver has flashed signs of big-play potential in both of his seasons in the NFL as 25 percent of his career receptions have been for at least 20 yards including 6 catches of 34 yards or longer... Recorded 28 receptions in his career for 471 yards and his average of 16.8 yards per catch ranks 8th in the NFL among players with at least 25 receptions over the last 2 seasons... Has seen time as both a kick and punt returner, averaging 22.6 yards on 17 kickoff returns and 7.9 yards on 10 punt returns... Named NFC Special Teams Player of the Week after gaining 30 yards on 2 punt returns including a long of 24 yards vs. ATL (12/18/05).

**CAREER TRANSACTIONS:** Entered NFL as a third-round selection (78th overall) by Chicago in the 2004 NFL Draft... Signed contract (7/28/04). **SIGNED through 2007**

**2005 SEASON:** Played in 11 games, starting 2, and was the team's leading receiver over the last 5 regular season games gaining 222 yards on 10 receptions and paced the Bears in receptions and receiving yards in the divisional playoff game... Totaled 13 catches for 246 yards - 3rd most on the team - for the season... Led NFL averaging 18.9 yards per catch among players with at least 10 receptions... Became team's primary punt returner for final 3 games of the regular season and averaged 12.0 yards on 6 returns... Participated as reserve WR in Games 1-6, 13-15; Inactive Games 7-10 with a thumb injury, DNP Game 11 and started Games 12, 16... Snagged 1 pass for 9 yards and returned 2 punts for -3 yards at WASH (9/11)... Gained 15 yards on 2 receptions vs. BAL (10/23)... Started vs. GB (12/4) and recorded career-highs with 3 catches for 59 yards to lead the Bears... Snagged season-long pass of 43 yards at PIT (12/11) moving ball to PIT 1-yard line setting up Bears lone TD on next play... Totaled 51 yards from scrimmage on 4 touches vs. ATL (12/18) after gaining 20 yards on 2 receptions and carrying twice for 31 yards including career-long 37-yard dash; Gained 30 yards on 2 punt returns highlighted by 24-yard return to earn NFC Special Teams Player of the Week... Gained career-high 93 yards on 3 receptions at GB (12/25) including career-best 54-yard catch; Tallied 30 yards on 3 punt returns... Started at MIN (1/1) and tallied 7 yards on lone reception while returning 1 punt for 12 yards... Led Bears with 68 receiving yards on team-high 5 catches vs. CAR (1/15) in divisional playoff before injuring hip and leaving game. **GAMES PLAYED-STARTED: 11-2**

**PREVIOUS SEASON: 2004** - Appeared in all 16 games, starting 1, and ranked second on the team averaging 15.0 yards per catch... Led all WRs and tied for team-lead with 2 receiving TDs on 15 receptions for 225 yards... Averaged 24.0 yds. on 5 KR at MIN (9/26) and set-up TD with season-long return of 41 yards; first 2 NFL catches went for 12 yds... Averaged a season-best 26.8 yards on 4 KR vs. PHI (10/3) including a 33-yard return that led to a 2nd-qr. FG... Caught first career TD on career-long 49-yard pass vs. SF (10/31) from Craig Krenzel on Bears' second play from scrimmage... Tallied TD in second-straight game as only catch at NYG (11/7) was 35-yard scoring strike from Krenzel... Collected 1 pass for 17 yards vs. IND (11/21); Returned 2 kickoffs for 23.5 avg. with a long of 31 yards... Gained 26 yards on 2 end-around runs with a long of 25 in first NFL start vs. MIN (12/5)... Caught 2 passes for 46 yards at JAX (12/12) with a long of 38... Caught 2 passes for 23 yards vs. GB (1/2) with a long of 17; Gained 15 yards on one kickoff return.

**COLLEGE:** Three-year starter at Fresno State (1999-2003) concluded career as the school record-holder in several receiving categories... Finished career with 199 receptions for 2,849 yards and



# The Players

## Bernard Berrian

Berrian

25 TDs while starting 40 of 49 games with the Bulldogs, ranking 2nd in school history in career catches, 5th in career yards and tied for 1st in TD catches... Also returned 68 kickoffs for 1,571 yards with a TD and added 1,144 yards on 99 punt returns with 3 TDs... Tied for 1st in school history for career KR yards, 3rd all-time in KR yards, and holds school record for PRs and PR yards... Finished with school-record 5,828 career all-purpose yards to rank 4th on the WAC's career-record list... Third-team All-American as an all-purpose back by The NFL Draft Report following senior season... Named all-WAC first team averaging 135.6 all-purpose yards per game while starting every game at flanker... Led Bulldogs with 63 catches for 668 yards and 4 TDs as a senior... Redshirted original senior season after sustaining season-ending knee injury in the season opener vs. Wisconsin... First-team All-America by The NFL Draft Report and American Football Coaches Association and first-team all-WAC as a junior receiver and returner after setting a conference record with 2,776 all-purpose yards while catching 85 passes for 1,364 yards and 13 TDs... Tallied 765 yards on 32 kickoff returns with 1 TD and returned 41 punts for 556 yards and 1 TD... Second-team all-WAC as a sophomore while starting every game, catching 43 passes for 705 yards and 6 TDs... Played in 9 games as a reserve WR during freshman season, totaling 58 yards and 1 TD on 6 receptions... Majored in communications.

**PERSONAL:** Snagged 53 passes for 1,276 yards and 16 TDs as a senior to help lead Atwater (Calif.) H.S. to a 13-1 record... Chosen as the *Modesto Bee* Player-of-the-Year in 1998... Named to the *Merced Sun-Star* all-area team and was also a member of the *Modesto Bee*'s all-district team... Cal High all-Northern California team member... His brother, Tony, ran track for Arizona State... Son of Sallie and Joseph Berrian.

### Bernard Berrian's NFL Statistics

#### REGULAR SEASON

Year	Team	GP-GS	Rec	Yds	Avg	Lg	TD	Rush	Yds	Avg	Lg	TD
2004	Chicago	16 - 1	15	225	15.0	49	2	8	28	3.5	25	0
2005	Chicago	11 - 2	13	246	18.9	54	0	2	31	15.5	37	0
<b>CAREER</b>		<b>27 - 3</b>	<b>28</b>	<b>471</b>	<b>16.8</b>	<b>54</b>	<b>2</b>	<b>10</b>	<b>59</b>	<b>5.9</b>	<b>37</b>	<b>0</b>

		PR	FC	Yds	Avg	Lg	TD	KR	Yds	Avg	Lg	TD
2004	Chicago	2	2	10	5.0	12	0	17	385	22.6	41	0
2005	Chicago	8	3	69	8.6	24	0	0	0	0.0	-	0
<b>CAREER</b>		<b>10</b>	<b>5</b>	<b>79</b>	<b>7.9</b>	<b>24</b>	<b>0</b>	<b>17</b>	<b>385</b>	<b>22.6</b>	<b>41</b>	<b>0</b>

#### POSTSEASON

Year	Team	GP-GS	Rec	Yds	Avg	Lg	TD	Rush	Yds	Avg	Lg	TD
2005	Chicago	1 - 0	5	68	13.6	17	0	0	0	-	-	0

#### SEASON / CAREER / PLAYOFF HIGHS

	2005	Career	Playoff
Receptions	3, two times	Same	.5 vs. CAR (1/15/06)
Receiving Yards	.93 at GB (12/25)	Same	.68 vs. CAR (1/15/06)
Longest Reception	.54 at GB (12/25)	Same	.17 vs. CAR (1/15/06)
Carries	.2 vs. ATL (12/18)	.2, three times	None
Rushing Yards	.31 vs. ATL (12/18)	Same	None
Longest Rush	.37 vs. ATL (12/18)	Same	None
Kickoff Returns	None	.5 at MIN (9/26/04)	None
KR Yards	None	.120 at MIN (9/26/04)	None
Longest KR	None	.41 at MIN (9/26/04)	None
Punt Returns	.3 at GB (12/25)	Same	None
PR Yards	.30, two times	Same	None
Longest PR	.24 vs. ATL (12/18)	Same	None

# The Players

## Alfonso Boone

### Defensive Tackle

Ht: 6-4 Wt: 318

Age: 30

College: Mt. San Antonio JC

Bears season: 6

NFL Season: 6

Acquired: DET practice squad in 2000



# 70

**PRO CAREER:** Ranks as the longest tenured player on the Bears defensive line and has served as a good mentor for the team's solid core of young defensive tackles... While rotating into the unit in each of his seasons in Chicago, Boone has been a staple in the Bears defensive line appearing in all 16 games in 3 of the last 4 seasons... Has totaled 118 tackles with 8.5 sacks and 9 TFLs for his career and has added 8 PBUs, 2 fumble recoveries and 1 forced fumble... Recorded career-high 39 tackles in 2003 while starting a career-best 6 games... Originally drafted by Detroit with the second-to-last pick of the 2000 draft, spent much of his rookie season on Lions practice squad before joining Chicago's active roster for the final 5 games of that season.

**CAREER TRANSACTIONS:** Entered NFL as a seventh-round selection (253rd overall) by Detroit in the 2000 NFL Draft... Signed with the Lions (7/16/00)... Released (8/27/00) and signed to Detroit's practice squad (8/29/00)... Claimed off Detroit's practice squad and signed with Bears (11/21/00). **SIGNED through 2006**

**2005 SEASON:** Participated as reserve DT in all 16 games and playoff game, finishing with 22 tackles including 1.5 sacks, 2 TFLs and added 3 PBUs... Notched 2 tackles vs. DET (9/18); blocked PAT try by Remy Hamilton... Blocked Paul Edinger's 32-yard FG attempt vs. MIN (10/16)... Tallied 2 tackles and split a sack with Michael Haynes vs. BALT (10/23)... Recorded 4 tackles including 1 sack vs. CAR (11/20)... Credited with 2 tackles at GB (12/25)... Led D-line with season-high 5 tackles at MIN (1/1) including 1 TFL... Participated as reserve DT vs. CAR (1/15) in Divisional Playoff. **GAMES PLAYED-STARTED: 16-1**

**PREVIOUS SEASONS:** **2004** - Opened season as Chicago's starting nose tackle and returned from missing 4 games with a knee injury to finish the season as a regular in Bears defensive tackle rotation, started 2 of 12 games played... Totaled 18 tackles including career-high 3 sacks, primarily producing as a reserve DT over the final 10 games... Missed Games 3-6 due to knee injury... Started first career season opener vs. DET (9/12) and made 1 tackle... Returned to lineup in reserve role vs. SF (10/31), posting 3 tackles with 1 TFL... Recorded first multi-sack game of career with 1.5 vs. MIN (12/5)... Tallied 3 tackles at JAX (12/12)... Posted 2 tackles vs. HOU (12/19) including 1 sack and 1 TFL. **2003** - Took hold of a spot in Chicago's D-line rotation and special teams for all 16 games while filling in as a starter at LDT in 6 contests... Started Games 4-8 and 15... Posted 5 tackles at SF (9/7)... Registered season-high 6 tackles vs. OAK (10/5) in his first start of season for injured Keith Traylor; deflected pass intercepted by Alex Brown... Recorded 2 tackles, with 1 TFL, and 1 PD in start at NO (10/12)... Started at SEA (10/19) and recorded 4 tackles... Led D-line with 4 tackles in start vs. DET (10/26)... Started fifth straight game at DT vs. SD (11/2), posting 2 tackles... Posted 3 tackles with 1 TFL at DET (11/9)... Recorded 3 tackles with 1 sack vs. STL (11/16)... Posted 5 tackles at DEN (11/23)... Recorded 2 tackles at GB (12/7)... Started at DT for injured Traylor vs. WASH (12/21) and posted 1 tackle and 1 PBU. **2002** - Provided depth for Bears at both defensive tackle spots with 28 tackles, playing all 16 games for the first time in his career and making his first 5 NFL starts... Started Games 3-6 at LDT for injured Ted Washington and Game 16 at RDT for injured Keith Traylor... Entered game for Washington at ATL (9/15) and recorded 4 tackles and forced a fumble... First career start game vs. NO (9/22); assisted on 1 tackle... Recovered fumble and recorded 2 tackles in start at DET (10/20)... Led D-line with 5 tackles, including 2 TFLs, at MIN (10/27)... Recorded 3 tackles, with 1 TFL, and 1 PBU vs. NE (11/10)... Recorded 3 tackles at MIA (12/9) on Monday Night



# The Players

## Alfonso Boone

**Football...** Started at RDT for Traylor vs. TB (12/29), recording 5 tackles with career-high 1.5 sacks. **2001 -** Gained first NFL game experience while playing in 11 of Chicago's final 12 contests, plus play-off game, as a reserve D-tackle and special teamer... Inactive Games 1-4 and 12... Registered tackles in each of the last 5 games, including 2 sacks... Recorded 1 tackle in NFL debut at CIN (10/21)... Delivered 2 tackles vs. SF (10/28)... Gained 6 yards after recovering fumble vs. TB (12/16); assisted on 2 tackles... Assisted on 2 tackles at WASH (12/23)... First career sack came at DET (12/30) among 2 tackles... Registered 1 sack vs. JAX (1/6/02)... Posted 2 tackles in Divisional Playoff vs. PHI (1/19/02). **2000 -** Spent first 11 weeks of his rookie season on Detroit's practice squad before Bears signed him to the active roster... Inactive for Chicago's final 5 games.

**COLLEGE:** Played 2 years at Mt. San Antonio J.C. (Walnut, Calif.)... Named 1999 Mission Conference Defensive Player-of-the-Year as a sophomore after starting and playing all 10 games, forcing 5 fumbles and recovering 4 others... Earned first team J.C. Grid Wire All-America and first-team all-conference honors as a freshman, recording 15 sacks and 15 TFLs... Originally enrolled at Central State (Ohio) in 1995, but transferred when the school dropped football... Spent time working in Lansing, Mich., following departure from Central State (Ohio)... Brief time at Central St. began his 5-year college eligibility clock, which forced him to enter the 2000 NFL Draft.

**PERSONAL:** Graduate of Arthur Hill H.S. in Saginaw, Mich... Highlighted his 2004 community involvement by handing out turkeys with the rest of the Bears defensive linemen at a pre-Christmas turkey giveaway for Chicagoland families in need.

### Alfonso Boone's NFL Statistics

#### REGULAR SEASON

Year	Team	GP-GS	Tkls-Solo	Sack-Yds	TFL	Int-Ret	PBU	FF	FR-Ret	STT
2001	Chicago	11-0	11 - 2	2.0 - 17	0	0 - 0	0	0	1 - 6	0
2002	Chicago	16-5	28 - 22	1.5 - 5	3	0 - 0	1	1	1 - 0	0
2003	Chicago	16-6	39 - 30	1.0 - 8	2	0 - 0	3	0	0 - 0	0
2004	Chicago	12-2	18 - 11	2.5 - 13.5	2	0 - 0	1	0	0 - 0	0
2005	Chicago	16-1	22 - 11	1.5 - 10	2	0 - 0	3	0	0 - 0	0
<b>CAREER</b>		<b>71-14</b>	<b>118 - 76</b>	<b>8.5 - 53.5</b>	<b>9</b>	<b>0 - 0</b>	<b>8</b>	<b>1</b>	<b>2 - 6</b>	<b>0</b>

#### POSTSEASON

Year	Team	GP-GS	Tkls-Solo	Sack-Yds	TFL	Int-Ret	PBU	FF	FR-Ret	STT
2001	Chicago	1 - 0	2 - 1	0 - 0	0	0 - 0	0	0	0 - 0	0
2005	Chicago	1 - 0	0 - 0	0 - 0	0	0 - 0	0	0	0 - 0	0
<b>CAREER</b>		<b>2 - 0</b>	<b>2 - 1</b>	<b>0 - 0</b>	<b>0</b>	<b>0 - 0</b>	<b>0</b>	<b>0</b>	<b>0 - 0</b>	<b>0</b>

#### SEASON / CAREER / PLAYOFF HIGHS

	2005	Career	Playoff
Tackles	5 at MIN (1/1)	6 vs. OAK (10/5/03)	2 vs. PHI (1/19/02)
Solos	3, two times	5 vs. OAK (10/5/03)	1 vs. PHI (1/19/02)
Sacks	1 vs. CAR (11/20)	1.5, two times	None
Tackles For Loss	1, two times	2 at MIN (10/27/02)	None
Pass Defenses	1, three times	1, eight times	None

### BEARS vs. SUPER BOWL WINNERS

The Bears are 8-10 against defending Super Bowl champions. However, Chicago has won 7 of its last 12 against reigning champs.

YEAR	OPPONENT	RESULT	SCORE
9/24/67	@ Green Bay	L	10-13
11/26/67	GREEN BAY	L	13-17**
11/3/68	@ Green Bay	W	13-10
12/15/68	GREEN BAY	L	27-28**
10/19/75	@ Pittsburgh	L	3-34
9/28/80	@ Pittsburgh	L	3-38
12/13/81	@ Oakland	W	23-6
11/4/84	LA RAIDERS	W	17-6
10/13/85	@ San Francisco	W	26-10
9/14/87	NEW YORK GIANTS	W	34-19*

YEAR	OPPONENT	RESULT	SCORE
11/13/88	@ Washington	W	34-14
12/24/89	@ San Francisco	L	0-26
9/15/91	NEW YORK GIANTS	W	20-17
9/2/96	DALLAS	W	22-6*
9/1/97	@ Green Bay	L	24-38*
10/12/97	GREEN BAY	L	23-24
9/9/01	@ Baltimore	L	7-17
11/10/02	NEW ENGLAND	L	30-33

\*\* At Wrigley Field.

\* Monday night season-opener.

# The Players

## Mark Bradley Wide Receiver



**Ht:** 6-2 **Wt:** 198

**Age:** 24

**College:** Oklahoma

**Bears season:** 2

**NFL Season:** 2

**Acquired:** 2nd round of the 2005 draft



# 16

**PRO CAREER:** Led the NFL in receiving yards during his rookie preseason before earning a starting wide receiver spot in the fourth game of the regular season... His season-best and breakthrough performance of his rookie campaign was interrupted by a knee injury which sidelined him for the remainder of the season... Snagged 9 catches for 125 yards in 6 quarters prior to his injury en route to finishing the year with 18 receptions for 230 yards with a team season-long equaling 54-yard catch.

**TRANSACTIONS:** Entered NFL as a second-round selection (39th overall) in the 2005 NFL Draft... Signed contract (6/21/05). **SIGNED through 2009**

**2005 SEASON:** Finished season ranked 5th on Chicago with 18 catches, 4th with 230 yards receiving, 2nd averaging 12.8 yards per reception and his 54-yard pass play tied for the longest play from scrimmage for the Bears... Was 2nd-leading receiver among rookies in NFL at time of his season-ending injury... Played Games 1-7 - starting Games 4-7 at WR... Made NFL debut at WASH (9/11) and caught 1 pass for 22 yards and returned 4 kickoffs for 70 yards... Snagged 2 passes for 26 yards with a long of 15 yards vs. CIN (9/25)... Made first NFL start at CLE (10/9) and gained 33 yards on 4 receptions... Recorded game-high and career-high 88 yards receiving on 5 catches with season-long 54-yarder at DET (10/30) before leaving late in 1st half with knee injury... Placed on injured reserve on Oct. 31 due to torn ACL in right knee. **GAMES PLAYED-STARTED: 7-4**

**COLLEGE:** Finished collegiate career at Oklahoma (2002-04) after playing 2 seasons at Arkansas-Pine Bluff (2000-01)... Ineligible 2002 as a transfer student and was switched to cornerback to fill a team need during practice; moved back to WR just prior to the start of 2003 season... Started 10 career games, catching 58 passes for 1,114 yards (19.7 avg.) while adding 22 kickoff returns for 523 yards (23.8 avg.) with 1 TD... Produced 8 punt returns for 199 yards (24.9 avg.) with 2 TDs... Transferred to Oklahoma after tearing his anterior cruciate ligament as a sophomore at Arkansas-Pine Bluff... Majored in sociology.

**PERSONAL:** Three-year starter at Pine Bluff (Ark.) H.S., playing 5 positions... Senior all-state choice after throwing for more than 800 yards with a combined 35 TDs (rushing and passing)... Accounted for 5 TDs in one game, scoring by throwing, receiving, rushing, punt return and kick return... Gatorade Track and Field Athlete of the Year in Arkansas as a senior... Set state high jump record at 7-feet-4 and broke the state meet record in the long jump at 24-feet-7½... Son of Danny Bradley, a former Sooners QB, who lettered at Oklahoma from 1981-84, and Chelsea Perry.

### Mark Bradley's NFL Statistics

#### REGULAR SEASON

Year	Team	GP-GS	Rec	Yds	Avg	Lg	TD	Rush	Yds	Avg	Lg	TD
2005	Chicago	7-4	18	230	12.8	54	0	0	0	-	-	0

**ADDITIONAL STATS:** Kickoff Returns - 2005 (4 for 70 yards, 17.5 avg., long of 23), Fumbles-Lost - 2005 (1-1).

#### SEASON / CAREER / PLAYOFF HIGHS

	2005	Career	Playoff
Receptions	.....5 at DET (10/30)	.....Same	
Receiving Yards	.....88 at DET (10/30)	.....Same	
Longest Reception	..54 at DET (10/30)	.....Same	



## Lance Briggs Linebacker



**Ht:** 6-1 **Wt:** 240

**Age:** 25

**College:** Arizona

**Bears season:** 4

**NFL Season:** 4

**Acquired:** 3rd round of the 2003 draft



# 55

Briggs

**PRO CAREER:** Earned his first Pro Bowl selection and was named first-team All Pro following the 2005 season... Over the last 3 seasons, has the most interceptions returned for touchdowns (3) of any linebacker in the NFL and only one player has more (D. Sharper, GB-MIN, 4)... Only NFL player to return an interception for a TD in each of the last 3 seasons and no other linebacker in NFL history has returned a pick for a score in each of his first 3 campaigns... Tied for 3rd in team history with 3 INTs returned for TDs in career behind Mike Brown and Bennie McRae (4)... Increased his tackle total every year and with 419 career tackles over the last 3 seasons to rank 2nd on Bears (B. Urlacher, 429); 2nd on team in tackles in 2005, led in 2004... Enters 2006 season having started 45 consecutive regular-season games - 3rd-longest on team and 2nd-longest on defense (O. Kreutz, 54; A. Brown, 48) - including 32 straight at WLB... Paced Chicago in 2004 with 168 tackles while being named a second-alternate at OLB for the Pro Bowl after starting every contest at WLB... Started final 13 games of rookie season in 2003 at SLB and tallied team's only defensive TD of 2003 on his first career INT return TD.

**CAREER TRANSACTIONS:** Entered NFL as a third-round selection (68th overall) by Chicago in the 2003 NFL Draft... Signed contract with Bears (7/25/03). **SIGNED through 2006**

**2005 SEASON:** Chosen to Pro Bowl and named to *Associated Press* and *Pro Football Weekly* first-team all-Pro teams after ranking 2nd on Bears with career-highs with 170 tackles, 2 sacks, 2 INT, 13 PBUs, 3 forced fumbles and 2 fumble recoveries... One of just 6 Bears to start all 16 games... Starting WLB led Chicago in tackles in team-high 7 games and registered at least 11 tackles in 9 contests... Notched 9 tackles including 1 TFL at WASH (9/11) to go with a sack and a forced fumble on the same play... Led Bears with 12 tackles and 1 TFL; Added 1 INT with a return of 20 yards vs. DET (9/18)... Led LBs with 9 tackles including 2 TFLs and 1 fumble recovery vs. CIN (9/25)... Tied for team-high at CLE (10/9) with 13 tackles including 1 sack... Ranked 2nd on team with 8 tackles vs. MIN (10/16) to give him 300 career tackles and 200 solo tackles... Paced team with 12 tackles vs. BAL (10/23)... Led team with 15 tackles (Tied 2nd-most in career) at NO (11/6) including 1 TFL and added 2 PBUs and forced fumble... Ranked 3rd on team with 11 tackles vs. SF (11/13)... Tied for 2nd on team with 8 tackles vs. CAR (11/20) to top 100-tackle plateau for 2nd straight season... Paced team by tying his season-high with 15 tackles including 1 TFL at TB (11/27)... Tied for team-high honors with 16 tackles vs. GB (12/4) including 1 TFL; added 3 PBUs and recovered a fumble... Led team with 15 tackles to give him 400 career tackles and forced a fumble at PIT (12/11)... Ranked 2nd on team with 11 tackles vs. ATL (12/18); added 2 PBUs... Returned fourth career INT 10 yards at GB (12/25) for 3rd career TD; totaled 6 tackles including 1 TFL and added 2 PBUs... Tied for 2nd on team with 9 tackles including 1 TFL vs. CAR (1/15) in Divisional Playoff. **GAMES PLAYED-STARTED: 16-16**

**PREVIOUS SEASONS: 2004** - Started 16 games at WLB, moving from SLB in the off-season, and became first Bears player other than Brian Urlacher to lead team in tackles since Barry Minter in 1999... Led team in tackles in 8 games including 2 with career-high 17... Named Pro Bowl second-alternate at OLB after recording 168 tackles including 10 TFLs and 0.5 sack... Produced one of Bears team-record six defensive TDs with INT return score... Tied season-high from 2003 with 12 tackles, including 1 TFL, vs. DET (9/12) in first season-opening start... Tallied 8 tackles at GB (9/19)... Recorded 6 tackles including 1 TFL and returned a lateral from Hunter Hillenmeyer during a fumble return for 11 yards... Posted 15 tackles and 12 solos to pace defense in both vs. PHI (10/3)...

# The Players

## Lance Briggs

Briggs

Registered 8 tackles vs. WASH (10/17)... Led team with 12 tackles and TFL while recording his 100th career solo tackle at TB (10/24)... Tied for team-lead with 9 tackles vs. SF (10/31)... Posted 8 tackles with 1 TFL at NYG (11/7)... Led Bears with 15 tackles at TEN (11/14)... Recorded 12 tackles to tie for the team lead including 1 TFL vs. IND (11/21)... Tied for team-high with 11 tackles including 2 TFLs at DAL (11/25)... Established career-highs while leading team with 17 tackles including 15 solos and 2 TFLs at JAX (12/12)... Second on team with 9 tackles vs. HOU (12/19)... Scored 2nd career TD on 38-yard INT return and led team with 13 tackles at DET (12/26); combined with Mike Green on his first career sack... Second on team with 7 tackles vs. GB (1/2). **2003** - Played all 16 games as a rookie for Chicago, becoming a starter at SLB in the fourth game and tying for 4th on Chicago with 81 tackles while starting the final 13 contests... Added an INT return for a TD, a fumble recovery, 5 PBUs and 4 TFLs... Made NFL debut at SF (9/7), participating on special teams and in late reserve LB duty... Recorded first NFL tackle at MIN (9/14)... First NFL start came vs. OAK (10/5), posting 1 tackle... Led team with 10 tackles vs. SD (11/2)... Led Bears in tackles with season-high 12, including 1 TFL, at DET (11/9); first Bears player other than Urlacher to lead team in tackles in consecutive games since 2001... Recorded 4 tackles vs. STL (11/16)... Posted 6 tackles at DEN (11/23)... Tallied 7 tackles vs. ARIZ (11/30)... Returned first career INT for 45-yard TD at GB (12/7) and added 9 tackles, with 2 TFLs... Posted 5 tackles, including 1 TFL, vs. MIN (12/14).

**COLLEGE:** Three-time first-team all-Pac-10 selection at LB at Arizona (1999-2002)... Switched positions from FB to LB during the spring following his freshman season... Special teams standout who led Wildcats in tackles each of his 3 seasons on defense... Concluded his career with 308 tackles (205 solos), 10.5 sacks, 36 TFLs, 3 INTs, 10 PDs, 5 forced fumbles and 4 fumble recoveries in 33 games at SLB... Named team's Defensive Most Valuable Player as a senior, starting 11 games and leading team with 98 tackles, including 3 sacks and 11 TFLs, 1 INT and 2 PBUs... Recovered 2 fumbles and forced 2 others while recording season-high 15 tackles twice... As junior, led team with 93 tackles in 11 games while collecting 6.5 sacks and 14 TFLs... In first year at LB as a sophomore, led team with career-high 113 tackles with 1 sack, 11 TFLs and forced 1 fumble, plus 2 INTs... Rushed for 163 yards and 2 TDs on 25 carries in 10 games at FB as a freshman... Majored in sociology.

**PERSONAL:** Three-year letterman at Elk Grove H.S. in Sacramento, CA, as a LB, RB, S, K, kickoff and punt returner... Named *Sacramento Bee* Player-of-the-Year as a senior with 100 tackles, including 5 sacks... Two-year track letterman in the 200-meters, 4x100 relay and shot put... Born Lance Marell Briggs to Raymond and Brenda Briggs... Sister, Tranae, played volleyball at Sacramento State, South Florida and Florida State... Cousin, Tamika Dennis, played volleyball at Arizona... Participated in *ESPN: The Weekend* at Disney's Wide World of Sports during the 2006 off-season.

### Lance Briggs' NFL Statistics

#### REGULAR SEASON

Year	Team	GP-GS	Tkls-Solo	Sack-Yds	TFL	Int-Ret	PBU	FF	FR-Ret	STT
2003	Chicago	16-13	81 - 62	0.0 - 0	5	1 - 45t	4	0	1 - 0	2
2004	Chicago	16-16	168 - 112	0.5 - 1.5	10	1 - 38t	5	0	0 - 11	0
2005	Chicago	16-16	170 - 86	2.0 - 12	8	2 - 30	13	3	2 - 0	0
<b>CAREER</b>		<b>48-45</b>	<b>419 - 260</b>	<b>2.5 - 13.5</b>	<b>23</b>	<b>4 - 113</b>	<b>22</b>	<b>3</b>	<b>3 - 11</b>	<b>2</b>

**ADDITIONAL STATS:** Touchdowns - 3: 45-yard INT return at GB (Dec. 7, 2003); 38-yard INT return at DET (Dec. 26, 2004); 10-yard INT return at GB (Dec. 25, 2005).

#### POSTSEASON

Year	Team	GP-GS	Tkls-Solo	Sack-Yds	TFL	Int-Ret	PBU	FF	FR-Ret	STT
2005	Chicago	1-1	9 - 7	0 - 0	1	0 - 0	0	0	0 - 0	0

#### SEASON / CAREER / PLAYOFF HIGHS

	2005	Career	Playoff
Tackles	16 vs. GB (12/4)	17 at JAX (12/12/04)	9 vs. CAR (1/15/06)
Solos	10 at NO (10/30)	15 at JAX (12/12/04)	7 vs. CAR (1/15/06)
Tackles For Loss	2 vs. CIN (9/25)	2, four times	1 vs. CAR (1/15/06)
Interceptions	1, two times	1, four times	None
Longest INT Return	20 vs. DET (9/18)	45t at GB (12/7/03)	None
Pass Defenses	3 at GB (12/25)	3 at GB (12/25/05)	None



# The Players

## Alex Brown

### Defensive End

Ht: 6-3 Wt: 260

Age: 27

College: Florida

Bears season: 5

NFL Season: 5

Acquired: 4th round of the 2002 draft



# 96



**PRO CAREER:** Three-year starter at DE has started 48 consecutive games, 2nd-most on the team (Kreutz, 54) and most on defense... One of just 8 defensive ends in the NFL that has started every game since 2003... Recorded 20 career sacks, 2nd-most on the defensive line (Ogunleye, 40) and his 17.5 sacks over the last 3 seasons are the most by a Bear since Philip Daniels (19.5, 2000-02)... Only Bear on roster to have registered at least 5.5 sacks in each of previous 3 seasons... Tallied 227 tackles over last 3 campaigns as a full-time starter, tops on the D-line and 4th on team (Urlacher, Briggs, Tillman)... His 227 tackles since 2003 are the most by a Bears D-lineman during a three-season stretch since Mike Wells (246, 1998-2000)... Has ranked in the top-10 on the Bears in tackles in every season since entering the NFL in 2002 - only other Bear to rank in top-10 in tackles in each of last 4 seasons is Urlacher... Named first-alternate for the 2006 Pro Bowl and earned a vote for the NFL's Defensive Player of the Year... Two-time NFC Defensive Player-of-the-Week earning selection in 2004 and 2005... Career-high 4-sack effort at NYG in 2004 marked his first P.O.W. award... Paced team in sacks in 2003 while recording a career-high 79 tackles... Led all NFC rookies in 2002 by being involved in 6 turnovers (3 forced and 3 recovered fumbles) while tying for 4th in NFL in fumble recoveries, the most by a Bears rookie since 1971 (T. McGee, 4).

**CAREER TRANSACTIONS:** Entered NFL as a fourth-round selection (104th overall) by Chicago in the 2002 NFL Draft... Signed contract extension (12/1/04). **SIGNED through 2009**

**2005 SEASON:** Named first-alternate for the Pro Bowl and received one vote for NFL Defensive Player of the Year after tying his career high with 6 sacks and ranking 2nd on the D-line and 6th on team with 75 tackles... Selected for *Sports Illustrated* All-Pro Team... Led D-line with 9 TFLs, 8 PBUs and 3 forced fumbles... Started all 16 games to push consecutive games started streak to 48... Tied for team-lead with 10 tackles including 1 TFL vs. CIN (9/25)... Ranked 2nd on D-line with season-high 8 tackles vs. SF (11/13) including 2 TFLs in 50th career start... Recorded 6 tackles vs. CAR (11/20) including 2 sacks and added 2 forced fumbles and 1 PBU... Named NFC Defensive Player-of-the-Week at TB (11/27/05) after forcing a fumble on one of two sacks that led to Bears lone TD while also posting 4 PBUs... Paced D-line at GB (12/25) with 6 tackles including a critical sack on final possession of game. **GAMES PLAYED-STARTED: 16-16**

**PREVIOUS SEASONS: 2004 -** Started at RDE for all 16 games, leading Chicago with career-high 6 sacks and ranking 2nd on the D-line with 73 tackles while pacing the unit with 11 TFLs and 4 PBUs... Notched 5 tackles, including 1 TFL, vs. DET (9/12) in second straight season-opening start... Recorded 7 tackles with 2 TFLs and deflected a pass intercepted by Jerry Azumah for a 70-yard TD return vs. WASH (10/17)... Earned NFC Defensive Player-of-the-Week honor after posting career-high 4 sacks at NYG (11/7); tied for the third-highest single-game sack total in franchise history... Recorded 8 tackles, forced fumble and recovered fumble at TEN (11/14); also shared sack with Adewale Ogunleye on play that resulted in a fumble in end zone and game-winning safety in overtime. **2003 -** In first season as a full-time starter, led Bears with 5.5 sacks while pacing the D-line with a career-high 79 tackles, 61 solos, and 6 TFLs while forcing 2 fumbles and recovering 1... Recorded sacks in consecutive games for the first time in his career and intercepted his first career pass... Intercepted pass deflected by Alfonso Boone vs. OAK (10/5); added 4 tackles... Tied for team-lead with career-high 12 tackles, including 10 solos with sack and 3 TFLs, at DET (11/9); forced fumble... Recorded 2 sacks en route to 6 tackles vs. MIN (12/14). **2002 -** Appeared in the final 15

A. BROWN

# The Players

## Alex Brown

games and starting 9 of the last 10 at RDE as a rookie... Tied teammate Bryan Knight for fourth among all NFL defenders with 3 fumble recoveries, tied for team lead with 3 forced fumbles and ranked fifth on Bears with 2.5 sacks... Also totaled 49 tackles (32 solos) and 3 PBUs while contributing on special teams coverage... Inactive vs. MIN (9/8)... Made NFL debut at ATL (9/15); posting 1 PBU... Recorded first 3 NFL tackles at BUF (9/29)... Started first NFL game at RDE at MIN (10/27), recording 4 tackles and forcing first career fumble... Recorded season-high 9 tackles vs. PHI (11/3)... Forced 2 fumbles and recorded season-high 1.5 sacks among 4 tackles vs. NE (11/10)... Recovered fumble and posted 4 tackles at STL (11/18) on *Monday Night Football*... Recorded 7 tackles and fumble recovery at GB (12/1)... Registered sack and 2 TFLs on MNF at MIA (12/9)... Recorded 3 tackles vs. NYJ (12/15)... Start at CAR (12/22) was last of season and ninth consecutive; posted fumble recovery and 8 tackles.

**COLLEGE:** Selected as an All-American, first-team all-SEC and Lombardi Award semifinalist (finalist as a senior) each of the final 3 seasons of his 4-year Florida career (1998-2001)... Established school record with 33 career sacks, including single-season UF-best 13 as a senior, while starting 31-of-46 regular season games played... Totaled 161 tackles with 47 total stops behind the line of scrimmage (sixth-best total in school history)... First-team All-American selection by the Walter Camp Foundation, National Sports Bureau, *Football News* and the Football Writers Association... Finalist for the Lombardi and Nagurski Awards... *Associated Press* SEC Defensive Player-of-the-Year... Started every game at RDE, recording 50 tackles with 10.5 sacks, 14 TFLs and 4 PBUs, while forcing 1 fumble and blocking 3 kicks... Second-team All-American choice by the Walter Camp Football Foundation and ABC Sports... One of UF's 5 captains in 2000... Started 11-of-12 regular season games, recording 56 tackles with 7.5 sacks and 12 TFLs... In first season at D-end, garnered first-team All-American honors by *Football News* and the Walter Camp Football Foundation... Started at the rush end position in 9-of-12 games, making 45 tackles with 13 sacks, 18 TFLs, 2 INTs, and 5 forced fumbles... Saw action at SLB in all 11 regular season games as a true freshman, backing up Jevon Kearse, and recording 10 tackles with 2 sacks and 3 TFLs... Majored in recreation program delivery.

**PERSONAL:** One of the nation's elite prep LBs coming out of Hamilton County (White Springs, Fla.) H.S. in 1996, concluded his prep career with a first-team all-state (3A) selection and district MVP on defense and offense... As a senior, credited with 117 tackles at LB while rushing for 767 yards with 18 TDs and passing for 863 yards with 6 TDs at QB... Earned high school All-America honors from several recruiting publications and tabbed as the nation's top LB by one and among the 20 top players overall by another... Also selected as district MVP in basketball and was the state 3A champion in the discus in 1996... Community involvement includes handing out turkeys with Bears defensive linemen for Chicagoland families in need... Owner and President/CEO of men's professional volleyball team in Puerto Rico, Indios de Mayaguez ([www.indiosdemayaguez.com](http://www.indiosdemayaguez.com))... Son of Essie and James Brown... He and wife, Karimar, have 1 son, Antonio.

### Alex Brown's NFL Statistics

#### REGULAR SEASON

Year	Team	GP-GS	Tkls-Solo	Sack-Yds	TFL	Int-Ret	PBU	FF	FR-Ret	STT
2002	Chicago	15-9	49 - 32	2.5 - 19	3	0 - 0	3	3	3 - 0	0
2003	Chicago	16-16	79 - 61	5.5 - 32.5	6	1 - 0	3	2	1 - 0	0
2004	Chicago	16-16	73 - 43	6.0 - 34.5	11	0 - 0	4	2	1 - 0	0
2005	Chicago	16-16	75 - 48	6.0 - 55	9	0 - 0	8	3	0 - 0	0
<b>CAREER</b>		<b>63-57</b>	<b>276 - 184</b>	<b>20.0 - 141</b>	<b>29</b>	<b>1 - 0</b>	<b>18</b>	<b>10</b>	<b>5 - 0</b>	<b>0</b>

#### POSTSEASON

Year	Team	GP-GS	Tkls-Solo	Sack-Yds	TFL	Int-Ret	PBU	FF	FR-Ret	STT
2005	Chicago	1-1	4 - 1	0 - 0	1	0 - 0	1	0	0 - 0	0

#### SEASON / CAREER / PLAYOFF HIGHS

	2005	Career	Playoff
Tackles	10 vs. CIN (9/25)	12 at DET (11/9/03)	4 vs. CAR (1/15/06)
Solos	8 vs. CIN (9/25)	10 at DET (11/9/03)	1 vs. CAR (1/15/06)
Sacks	2, two times	4 at NYG (11/7/04)	None
Tackles For Loss	2, three times	3 at DET (11/9/03)	1 vs. CAR (1/15/06)
Pass Break-Ups	4 at TB (11/27)	4 at TB (11/27/05)	1 vs. CAR (1/15/06)



# The Players

## Mike Brown Safety

Ht: 5-10 Wt: 207

Age: 28

College: Nebraska

Bears season: 7

NFL Season: 7

Acquired: 2nd round of the 2000 draft



# 30

M. Brown

**PRO CAREER:** Earned first Pro Bowl selection and was tabbed second-team All-Pro by the *Associated Press* in 2005... Owns the franchise record with 6 career defensive TDs, 4 by INT returns - tied for the Bears all-time record - and 2 fumble returns... Ranks as Chicago's active career leader with 14 INTs... Since entering the NFL in 2000, Brown is tied for 3rd with 8 others for most INT returns for TDs (D. Brooks, TB; D. Sharper, MIN-GB - 5)... Tops franchise list for career fumble return yards with 218 on 5 fumble recoveries including TD returns of 62 and 95 yards... Played in first 66 games of career and started 65 of those contests... Led team in INTs in consecutive seasons (2001-02)... All-Pro performer in 2001 with career-high 5 INTs, highlighted by three-game INT streak kicked-off by game-winning INT returns for TDs in overtime against the 49ers and Browns in back-to-back games - an NFL first... Became just the 7th Bears rookie since 1974 to record over 100 tackles, registering 102 stops, and was also the first Bears rookie since 1993 (Myron Baker) to record a defensive TD.

**CAREER TRANSACTIONS:** Entered NFL as a second-round selection (39th overall) by Chicago in the 2000 NFL Draft... Signed new contract (7/17/03). **SIGNED through 2008**

**2005 SEASON:** Named to Pro Bowl and selected by *Associated Press* as second-team All-Pro player... Selected for the All-NFC Team by PFW/PFWA... Started first 12 games of season before suffering a calf injury and missing the final 4 contests of the regular season... Ranked 2nd in secondary and 4th on team with 89 tackles... Averaged 38.7 yards per INT return that was tops in the NFL among players with at least 3 INTs... Led Bears with 13 tackles and added 1 PBU at WASH (9/11)... Tied franchise record with 4th career INT return for TD vs. DET (9/18)... Intercepted 13th career pass at CLE (10/9) with a career-long 72 yard-return to set up FG... Registered 1 tackle vs. CAR (1/15) in Divisional Playoff before leaving game in 2nd quarter after re-injuring calf. **GAMES PLAYED-STARTED: 12-12**

**PREVIOUS SEASONS:** **2004** - Started first 2 games of the year before an Achilles injury ended his season, totaling 10 tackles, 1 PBU and 1 fumble recovery for a TD... Established new team record with fifth career defensive TD... Turned game around at GB (9/19) with 95-yard fumble return for TD off fumble forced by Brian Urlacher before leaving game late in 4th quarter with an Achilles injury; the fumble return was the second-longest in team history behind George Halas' 98-yard fumble return (11/4/23). **2003** - Started all 16 games at FS and tied for 3rd on Bears with 2 INTs while ranking 3rd among Chicago's secondary with 81 tackles, tying for 4th overall... Set up Bears TD at SF (9/7) with 10th career INT... Recorded INT in end zone at SEA (10/19)... Posted season-high 10 tackles vs. MIN (12/14). **2002** - Intercepted team-high 3 passes and ranked 3rd on team with 111 tackles while starting 15-of-16 games played at FS... Missed preseason with broken right hand suffered in training camp... Returned to start season opener at FS vs. MIN (9/8), setting-up game-winning TD with INT and 16-yard return... Had a 62-yard fumble return TD pitched from Rosevelt Colvin at BUF (9/29); the longest lateral fumble return TD by Chicago since Hugh Gallarneau's 67-yard TD from George Wilson (11/24/46)... Set up TD with 35-yard fumble return vs. GB (10/7) on MNF... Intercepted pass to go with 6 tackles at STL (11/18) on MNF... Missed Bears first defensive series - and first career start - due to left knee bruise suffered on punt coverage after Chicago's first offensive series at MIA (12/9) on MNF. **2001** - Earned first-team All-Pro honors from the *Associated Press* and *Football Digest* while leading Chicago with a career-high 5 INTs, starting all 16 games, plus

# The Players

## Mike Brown

his first career playoff start... Bears honoree for the NFLPA's Unsung Hero Award... Tied for 10th in NFC in INTs, tying for the NFL lead with 2 INT returns for TD... Ranked 2nd on Bears secondary with 86 tackles and 2nd with 8 PBUs... Recorded first career sack and 32-yard INT return at ATL (10/7)... Returned INT 33 yards for TD in OT vs. SF (10/28) to complete Bears comeback with quickest OT decision in NFL history (16 seconds)... Duplicated game-winning OT heroics vs. CLE (11/4) with 16-yard INT return for TD to finish comeback... Left game vs. GB (11/11) with mild concussion after recording INT in third consecutive game... Named NFC Defensive Player-of-the-Week after recording 9 tackles, including 2 sacks, vs. DET (12/2); forced and recovered fumble... Contributed 5 tackles, with 1 TFL, and 1 PBU in Divisional Playoff vs. PHI (1/19/02) despite missing most of the second half due to a concussion. 2000 - Team's only rookie starter on opening day... Started all 16 games en route to ranking 2nd on team with 102 tackles and being named All-Rookie first team by *Pro Football Weekly*, *Football News* and *Football Digest*... Opening-day start at MIN (9/3) made him the third rookie defensive back in 5 years to open the season in the Bears' starting lineup... Recovered fumble and blocked FG vs. NYG (9/17) to go with 9 tackles... First career TD came on 35-yard INT return vs. NO (10/8)... Led team vs. GB (12/3) with season-high 12 tackles.

**COLLEGE:** Three-year starter at Nebraska (1996-99) who became third player in Husker history to lead team in tackles 3 straight seasons... Finished career as school's second-leading all-time tackler (Jerry Murtaugh 1968-70)... Named first-team All-America by the *Associated Press* and Football Writers Association, unanimous all-Big 12 first-team selection and academic All-American as a senior... Named all-Big 12 first-team as a junior, setting school single-season record for tackles by a DB with 102... Named all-Big 12 second-team as a sophomore... Majored in business administration.

**PERSONAL:** Named top defensive back in country by SuperPrep coming out of Saguaro H.S. in Scottsdale, Ariz., where he was also a top-flight RB... Named Arizona Player-of-the-Year by every major publication... Named state's top RB and DB by *Arizona Republic* - first player to receive both awards in 10 years... Rushed for 2,036 yards (9.6 avg.) and 31 TDs as a senior... Earned all-state honors in baseball as a centerfielder, hitting .426 with 27 stolen bases... Past community involvement includes partnering with fellow members of Bears secondary and Meals on Wheels to "Intercept Hunger" with meal donations being made based on player performance... He and his wife, Erin, have one daughter.

### Mike Brown's NFL Statistics

#### REGULAR SEASON

Year	Team	GP-GS	Tkls-Solo	Sack-Yds	TFL	Int-Ret	PBU	FF	FR-Ret	STT
2000	Chicago	16-16	118-77	0-0	1	1-35t	5	0	1-12	9
2001	Chicago	16-16	86-48	3-21	1	5-81	8	2	1-5	9
2002	Chicago	16-15	111-71	0-0	2	3-16	6	1	2-106	10
2003	Chicago	16-16	81-57	0-0	1	2-0	4	0	0-0	2
2004	Chicago	2-2	10-7	0-0	0	0-0	1	0	1-95	0
2005	Chicago	12-12	89-67	1-9	2	3-116	6	1	0-0	0
<b>CAREER</b>		<b>78-77</b>	<b>495-327</b>	<b>4-30</b>	<b>7</b>	<b>14-248</b>	<b>30</b>	<b>4</b>	<b>5-218</b>	<b>30</b>

**ADDITIONAL STATS:** Touchdowns - 6: 35-yard INT return vs. NO (Oct. 8, 2000); 33-yard INT return vs. SF (Oct. 28, 2001); 16-yard INT return vs. CLE (Nov. 4, 2001); 62-yard fumble return at BUF (Sept. 29, 2002); 95-yard fumble return at GB (Sept. 19, 2004); 41-yard INT return vs. DET (Sept. 18, 2005). Field Goal Blocks - 1: vs. NYG (Sept. 17, 2000).

#### POSTSEASON

Year	Team	GP-GS	Tkls-Solo	Sack-Yds	TFL	Int-Ret	PBU	FF	FR-Ret	STT
2001	Chicago	1-1	5-4	0-0	1	0-0	1	0	0-0	0
2005	Chicago	1-1	1-1	0-0	0	0-0	0	0	0-0	0
<b>CAREER</b>		<b>2-2</b>	<b>6-5</b>	<b>0-0</b>	<b>1</b>	<b>0-0</b>	<b>1</b>	<b>0</b>	<b>0-0</b>	<b>0</b>

#### SEASON / CAREER / PLAYOFF HIGHS

	2005	Career	Playoff
Tackles	13 at WASH (9/11)	13 at WASH (9/11/05)	5 vs. PHI (1/19/02)
Solos	11 at WASH (9/11)	11 at WASH (9/11/05)	4 vs. PHI (1/19/02)
Interceptions	1, three times	1, 14 times	None
Longest INT Return	72 at CLE (10/9)	72 at CLE (10/9/05)	None
Pass Break-Ups	2 vs. CLE (10/9)	3 vs. NE (12/10/00)	1 vs. PHI (1/19/02)



# The Players

## Ruben Brown Guard

Ht: 6-3 Wt: 300

Age: 34

College: Pittsburgh

Bears season: 3

NFL Season: 12

Acquired: Waived free agent in 2004 (BUF)



# 74

R. Brown

**PRO CAREER:** Eight-time Pro Bowl selection at left guard has started 21 games through 2 seasons in Chicago... Has contributed to a rushing attack that has gained the 5th-most yards in the NFC over the last 2 years (3,723 yards)... Suffered chest injury in 2005 that sidelined him for 4 games and neck injury in 2004 that landed him on injured reserve for first time in career... Joined Bears after setting a Bills franchise record for most Pro Bowl appearances by an offensive player, 2nd in team history (Bruce Smith, 11)... Has missed only 13 games in 11-year career and has started all 162 career games in which he's appeared (157 regular season) including all 16 games in 5 seasons... Started 71 consecutive games from 2000-03 and 43 straight from 1996-98... Selected the 2003 Arthur S. Arkush Humanitarian of the Year by *Pro Football Weekly*.

**CAREER TRANSACTIONS:** Entered NFL as a first-round selection (14th overall) by Buffalo in the 1995 NFL Draft... Waived by the Bills (3/1/04)... Signed as a free agent with Chicago (4/2/04)... Placed on reserve/injured (11/26/04). **SIGNED through 2006**

**2005 SEASON:** Started all 13 games he appeared in including the Divisional Playoff... Helped RB Thomas Jones surpass 1,300 rushing yards and aided the offense in gaining 2,099 total rushing yards... Part of offensive line that yielded 31 sacks on the season which tied for 10th-best in the NFL... Started at LG Games 1-4, 9-16; Inactive with chest injury Games 5-8... Member of O-line at CLE (10/9) as ground game gained 176 yards on 34 rushes (5.2 avg); left game in 3rd qtr with chest injury... Inactive vs. MIN (10/16), vs. BALT (10/23), at DET (10/30) and at NO (11/6) with a chest injury... Started and played in 150th career game vs. SF (11/13). **GAMES PLAYED-STARTED: 12-12**

**PREVIOUS SEASONS:** **2004** - Started 9 of the first 10 games before a neck injury ended his season... Started Games 1-4, 6-10 at LG; Inactive Game 5 due to knee scope and Game 11 due to neck injury... Ended season on injured reserve... Made Bears debut vs. DET (9/12) as starting LG... Helped open holes at MIN (9/26) for a rushing attack that averaged 5.2 yards on 28 rushes... Placed on injured reserve in Week 13. **2003** - Selected to his eight Pro Bowl after starting the first 15 games of the campaign at LG and helping clear the way for RB Travis Henry to rush for over 1,300 yards for the second straight season... Appeared in his 125th game with the Bills vs. PHI (9/28)... Inactive for season finale at NE (12/27) due to personal reasons; snapping his career-long streak of 71 consecutive starts. **2002** - Started all 16 games at LG for the third straight year while being picked for his seventh consecutive Pro Bowl... A key factor in an offense that produced a 1,400-yard rusher (Travis Henry), a 4,000-yard passer (Drew Bledsoe) and two 1,200-yard receivers (Eric Moulds and Peerless Price)... Recorded first NFL reception on a tipped pass at NE (12/8). **2001** - Earned sixth consecutive Pro Bowl berth after starting 16 games at LG for the second straight year... Joined center Bill Conaty as the only O-linemen to start every game... Voted one of the team's captains. **2000** - Voted to his fifth straight Pro Bowl and a starting guard for the AFC... Buffalo's team captain started all 16 games for the third time in his career... Helped Bills roll up over 400 yards in 2 consecutive games in October and again in November... Contributed to season-highs of 42 points and 579 yards in the season finale at SEA (12/23). **1999** - Selected to fourth consecutive Pro Bowl after starting all 14 regular season games played at LG while making his fourth career playoff start... Helped offense gain 377 total yards, including 191 on the ground, vs. PHI (9/26) before leaving game in second half with a hamstring injury... Only played a handful of snaps vs. OAK (10/17) after re-injuring his hamstring in the

# The Players

## Ruben Brown

first half... Inactive at SEA (10/24) and at BALT (10/31) with hamstring injury... Returned to lineup at WASH (11/7) and helped offense gain 413 total yards, including 204 on the ground... Started at LG in Wild Card Game at TEN (1/8/00). **1998** - Started Bills first 13 games at LG to extend his consecutive starts streak to 43 before suffering a pectoral injury that caused him to miss final 3 games of the regular season and Wild Card contest at Miami... Selected to his third straight Pro Bowl while earning All-Pro and All-AFC honors... A key part of an O-line that held opponents to 1 sack or fewer in 8 contests, including 2 games without allowing a sack, and cleared the way for the first 1,000-yard rushing season by Antowain Smith... Bills ranked 6th in the NFL in total offense and 3rd in rushing. **1997** - Started all 16 games at LG and earned his second straight Pro Bowl selection... Recorded first career fumble recovery vs. NYJ (11/30) and first tackle vs. IND (9/21) on a fumble return. **1996** - Made Pro Bowl debut after starting all 14 games played at LG... Key member of an O-line that helped Thurman Thomas go over the 1,000-yard rushing mark for an NFL record-tying eighth consecutive year... Left early in season opener at NYG (9/1) with a sprained foot... Inactive the next 2 games due to the injury... Started at LG in Wild Card Game vs. JAX (12/28). **1995** - First-year LG was named to several All-Rookie teams and Dr. Z's *Sports Illustrated* All-Pro Team as the first rookie in Marv Levy's tenure to start all 16 regular season games, plus 2 in the post-season... First Bills' rookie to start season opener since 1990 and just fifth since Levy became head coach in 1987... Made post-season debut on O-line that paved the way to 341 rushing yards, second highest total in NFL postseason history, in Wild Card Game vs. MIA (12/30).

**COLLEGE:** Did not allow a sack in 25 games at Pittsburgh (1990-94) while receiving a first-team All-American selection by the American Football Coaches Association and *Football News* as a senior... Also an all-Big East pick in 1994, dominating from the LT position and registering 69 knockdown blocks... Honorable Mention All-American pick by *Football News* and second-team all-Big East as a junior, starting every game and finished 2nd on Pitt with 40 knockdowns... As a sophomore, was a first-team all-East choice and second-team all-Big East... Was a third-team freshman All-America choice by *Football News* in 1991, moving into the starting LT spot in Week 8... Received a medical red-shirt in 1990 after going on the shelf after the second game due to an ankle injury... Graduated with a degree in physical education.

**PERSONAL:** Virginia's Most Valuable Defensive Lineman as a senior at E.C. Glass (Lynchburg, VA) H.S. while earning All-America selection by *Parade* and *USA Today*... The 1990 Virginia Male Athlete-of-the-Year was also an all-state wrestler, finishing third in the state's heavyweight division... One of his high school teachers, Phyllis T. Hicks, was selected as the NFL's Teacher-of-the-Month for Nov. of 1999... Selected by *The Sporting News* as one of the 99 "Good Guys" in sports in 2001 in recognition for his extensive charity work... His charitable efforts included "Upstate Transplant" and "Dreams Take Flight", granting wishes for terminally ill children and the "Buffalo Prep" academic program for college-bound inner city students... The Bills 2001 Walter Payton Man-of-the-Year is also active with the Salvation Army, providing fundraising through the annual proceeds of the "Ruben Brown Motorcycle Run" which he founded in 2001 in Buffalo and brought to Chicago in 2006... A multi-year spokesman for the Campbell's Tackle Hunger Lineman Weigh-In... Selected to NFL's All-Interview Team by nfl.com in 2001... The Bills 2002 United Way spokesperson... Ruben Pernell Brown and his wife, Kenia, have 2 sons, Solomon and Benjamin, and 1 daughter, Isabelle... An avid fan and season ticket holder of the Philadelphia 76ers... His brother, Cornell, became a coach with the Frankfurt Galaxy of NFL Europe in 2006 after an 8-year NFL career with Baltimore.

### Ruben Brown's NFL Statistics

#### REGULAR SEASON

**GAMES PLAYED-STARTED** - 157-157: 1995 BUF (16-16); 1996 BUF (14-14); 1997 BUF (16-16); 1998 BUF (13-13); 1999 BUF (14-14); 2000 BUF (16-16); 2001 BUF (16-16); 2001 BUF (16-16); 2002 BUF (16-16); 2003 BUF (15-15); 2004 CHI (9-9); 2005 CHI (12-12).

**ADDITIONAL STATS:** Tackles - 2: on fumble return vs. IND (9/21/97); on INT return at NE (12/8/02). Fumble Recoveries - 2: vs. NYJ (11/30/97); at HOU (10/13/02). **Receptions** - 1 for -6 yards at NE (12/8/02).

#### POSTSEASON

**GAMES PLAYED-STARTED** - 5-5: 1995 BUF (2-2); 1996 BUF (1-1); 1999 BUF (1-1); 2005 CHI (1-1).



## Desmond Clark

### Tight End

Ht: 6-3 Wt: 249

Age: 29

College: Wake Forest

Bears season: 4

NFL Season: 8

Acquired: Unrestricted free agent - 2003 (MIA)



# 88

Clark

**PRO CAREER:** Ranks as the Bears top tight end target and one of most durable tight ends in the NFL since arriving in Chicago in 2003... Recorded 92 receptions for 944 yards over the last 3 seasons and ranks 6th all-time in franchise history for most catches by a tight end... Has started 44 of 46 games played since 2003, more than all but 5 tight ends in the NFL and 2 in the NFC during that time... Reception total over the last three campaigns is the most by a Bears TE since Ryan Wetnight caught 107 passes from 1997-99 and his 944 receiving yards is the best by a Chicago TE since Emery Moorehead gained 1,140 yards from 1985-87... Surpassed 100 receptions and 1,000 receiving yards for his career during his first season in Chicago while compiling the most catches by a Bears tight end in 6 years with 44 catches for 433 yards... Played sparingly for Miami in 2002 after being waived injured by Denver following training camp... Enjoyed 3 productive seasons with Broncos to begin career, posting 79 receptions for 910 yards with 9 TDs in 41 games with 6 starts.

**CAREER TRANSACTIONS:** Entered NFL as a sixth-round selection (179th overall) by Denver in the 1999 NFL Draft... Waived/injured by Broncos (8/31/02) and claimed by Miami (9/2/02)... Signed as a free agent with Chicago (3/1/03). **SIGNED through 2008**

**2005 SEASON:** Started all 16 games and led Chicago TEs with 24 receptions for 2nd consecutive year for 229 yards and 2 TDs... Gained 1st downs for the Bears on 16 of 24 receptions (66.7%) - 3rd highest percentage amongst NFC TEs with at least 20 receptions (Shockey, NYG, 70.8%; Stevens, SEA, 68.9%)... Ranked 2nd on team with 3 catches for 26 yards with 2 receptions resulting in Bears first downs at WASH (9/11)... Caught career-high 2 TD passes (19, 4 yards) vs. MIN (10/16)... Led team with 50 receiving yards on team-high tying 4 catches vs. BALT (10/23)... Totaled game-high 43 receiving yards on 2 catches vs. SF (11/13) including season-long 31-yard gain... Gained 27 yards on lone reception at PIT (12/11)... Caught 2 passes for 5 yards vs. CAR (1/15) in Divisional Playoff including 1-yard TD reception-the first of his playoff career. **GAMES PLAYED-STARTED: 16-16**

**PREVIOUS SEASONS: 2004** - Started 13 of 15 games played while recording 24 receptions for 282 yards with 1 TD... Led Bears with 43 yards receiving on 2 catches at GB (9/19) with a season-long of 31 yards... Recorded season-high 3 catches for 31 yards including a 14-yard reception at TB (10/24)... Caught 6-yard TD vs. MIN (12/5) to lead team with season-high 6 catches for 58 yards... Snagged 2 passes for 12 yards at DET (12/26)... Hauled in 3 passes for 20 yards vs. GB (1/2). **2003** - Started career-high 15 games and caught 44 passes, the highest reception total for a Bears TE since Ryan Wetnight had 46 in 1997... Inactive due to right toe injury in Game 7, but returned to start the final 9 games of the season... Caught team's lone TD in 2-catch, 9-yard Bears debut in the season-opener at SF (9/7)... Led Bears in receiving at MIN (9/14) with 4 catches for 33 yards... Caught season-high 6 passes for game-high 63 yards vs. GB (9/29) to top the 1,000-yard receiving mark for his career... His last of 3 catches for 19 yards at SEA (10/19) gave him 100 career receptions... Returned to starting lineup vs. SD (11/2) and caught season-high 31-yard pass for lone reception... Caught 12-yard TD pass at DET (11/9) among team-high tying 4 catches for team-high 39 yards... Ranked 2nd on team with 44 receiving yards (4 catches) vs. STL (11/16) with a long of 27... Tied for team-high with 4 catches for 33 yards at DEN (11/23) with a long of 16... Caught 3 passes for 33 yards at GB (12/7) with a long of 19... Tied for team-lead with 3 catches for 30 yards vs. MIN (12/14)... Caught 2 passes for 34 yards at KC (12/28) with a long of 24. **2002** - Limited to 11 games played due to

# The Players

## Desmond Clark

injury in lone season with Miami... Suffered dislocated left forearm in preseason with Denver and was waived/injured... Primarily played on special teams with Dolphins after being inactive Games 1-5... Made debut with Miami against former team at DEN (10/13)... First catch as a Dolphin went for 26 yards vs. BUF (10/20)... Had 16-yard grab at GB (11/4). **2001** - Played all 16 games for the Broncos with 4 starts, ranking 2nd on team with career-highs in receptions (51), yards (566) and TDs (6) while averaging 11.1 yards per catch... Tied for NFL lead among TEs with 6 TDs (Tony Gonzalez, KC)... Had 6 receptions for 54 yards at SD (10/21)... Caught 6 passes for career-high 94 yards vs. NE (10/28)... Career-high 7 receptions for 74 yards and 1 TD at OAK (11/5). **2000** - Ranked 4th on Broncos with 27 receptions for 339 yards and 3 TDs while participating in all 16 games... Started twice in 2-TE sets... Caught first NFL TD on 7-yard pass from Brian Griese at STL (9/4)... Caught 6 passes for 44 yards at CIN (10/22)... Posted 3 receptions for 73 yards and a 43-yard TD at SEA (11/26)... Caught 5-yard pass in post-season debut at BALT (12/31). **1999** - Played 9 games, all in a reserve role, catching 1 pass for 5 yards... Lone reception was 5-yard gain in his NFL debut vs. GB (10/17) in which he suffered a first-degree tear of his lateral collateral ligament later in the game... Inactive at NE (10/24) and vs. MIN (10/31), but returned to participate in final 8 games of the season.

**COLLEGE:** Four-year letterman and 3-year starting WR at Wake Forest (1995-1998), where he finished his career as the all-time leading receiver in the ACC... In 40 games (31 starts), had 216 catches for 2,834 yards and 20 TDs, including at least 1 against every ACC opponent... Named second-team all-ACC as a senior, leading the ACC with a school-record 72 receptions... Also earned second-team all-ACC honors as a junior and named team MVP as a senior and sophomore... Majored in communications.

**PERSONAL:** Played QB as a junior and senior at Kathleen H.S. in Lakeland, Fla., rushing for over 600 yards and throwing for 980 as a senior, earning all-conference honors... Also played free safety, returned punts and was the holder for former Bears K Paul Edinger on FGs and PATs... Started 3 seasons at guard in basketball and helped the Red Devils reach the regional round of the state playoffs in 1994 and 1995, averaging 17 points per game... Also played baseball as a senior... Full name is Desmond Darice Clark... He and wife, Denise, have 3 children: stepdaughter Brittany Reaves and twins, Ashonna and Gianna.

### Desmond Clark's NFL Statistics

#### REGULAR SEASON

Year	Team	GP-GS	Rec	Yds	Avg	Lg	TD
1999	Denver	9-0	1	5	5.0	5	0
2000	Denver	16-2	27	339	12.6	44	3
2001	Denver	16-4	51	566	11.1	39	6
2002	Miami	11-0	2	42	21.0	26	0
2003	Chicago	15-15	44	433	9.8	31	2
2004	Chicago	15-13	24	282	11.8	31	1
2005	Chicago	16-16	24	229	9.5	31	2
<b>CAREER</b>		<b>98-50</b>	<b>173</b>	<b>1896</b>	<b>11.0</b>	<b>44</b>	<b>14</b>
<i>Bears Totals</i>		<i>46-44</i>	<i>92</i>	<i>944</i>	<i>10.3</i>	<i>31</i>	<i>5</i>

**ADDITIONAL STATS:** Special Teams Tackles - 2000 (4). Fumbles-Lost - 6-5: 2001 (3-2), 2003 (2-2), 2004 (1-1).

#### POSTSEASON

Year	Team	GP-GS	Rec	Yds	Avg	Lg	TD	STT
2000	Denver	1-0	1	5	5.0	5	0	1
2005	Chicago	1-1	2	5	2.5	4	1	0
<b>CAREER</b>		<b>2-1</b>	<b>3</b>	<b>10</b>	<b>3.3</b>	<b>5</b>	<b>1</b>	<b>1</b>

#### SEASON / CAREER / PLAYOFF HIGHS

	2005	Career	Playoff
Receptions	4, two times	7 at OAK (11/5/01)	2 vs. CAR (1/15/06)
Receiving Yards	50 vs. BALT (10/23)	94 vs. NE (10/28/01)	10 vs. CAR (1/15/06)
Touchdowns	2 vs. MIN (10/16)	2 vs. MIN (10/16/05)	1 vs. CAR (1/15/06)
Longest Reception	31 SF (11/13)	44 at NO (12/3/00)	5 at BALT (12/31/00)



## Rashied Davis Wide Receiver



**Ht:** 5-9 **Wt:** 183

**Age:** 26

**College:** San Jose State

**Bears season:** 2

**NFL Season:** 2

**Acquired:** Unrestricted free agent - 2005 (AFL)



# 81

**PRO CAREER:** Versatile performer contributed to Chicago's kickoff and punt return game in his first season in the NFL... Served as a reserve cornerback in 2005, but has been added to the competition at wide receiver for 2006... Four-year Arena Football League veteran with the San Jose SaberCats signed a 3-year contract with the Bears during the 2005 off-season... Two-time SaberCats leader in all-purpose yards (2004-05).

**CAREER TRANSACTIONS:** Signed 3-year contract with Chicago (6/2/05). **SIGNED through 2007**

**2005 SEASON:** Participated on special teams Games 1-4, 9-16; Inactive Games 5-8... Made 2 special teams tackles and 1 tackle as a reserve CB vs. DET (9/18)... Returned 3 kickoffs for 69 yards with a long of 33 and 2 punts for 10 yards at TB (11/27)... Gained 21 yards on 3 punt returns vs. GB (12/4)... Team-high 3 special teams tackles vs. ATL (12/18)... Averaged 23.8 yards on 6 kickoff returns at MIN (1/1) with a long of 34; tallied season-high 6 tackles as reserve CB... Returned post-season team-record 5 kickoffs vs. CAR (1/15) in Divisional Playoff, 23.0 yards per return with a long of 31.  
**GAMES PLAYED-STARTED:** 12-0

**PREVIOUS SEASONS:** **2005 (AFL)** - Earned team's Most Valuable Player and Offensive Player-of-the-Year awards after setting team records with 44 TDs and 264 points while tying franchise record with 6 TDs among 45 kickoff returns for 1,133 yards... Led squad in first season as an offensive specialist, catching 100 passes for 1,420 yards and 30 TDs while rushing for 8 TDs. **2004 (AFL)** - Led AFL Champion Saber Cats with 1,785 all-purpose yards in 16 games played, totaling 1,135 KR yards and 4 TDs on 47 returns (AFL-high 24.1-yard avg.)... Caught 46 passes for 484 yards and 4 TDs. **2003 (AFL)** - Reserve WR and DB played 4 games while recording 4 TDs and 2 INTs before suffering a season-ending leg injury. **2002 (AFL)** - Split season between injured reserve and the practice squad.

**COLLEGE:** Played his first snap of organized football at West Los Angeles Community College before finishing his career playing WR, DB and returning kickoffs at San Jose State... Moved to DB as a senior and totaled 26 tackles in 12 games, starting the last 2 games and recording an INT in both... Led Spartans as a junior with 6 receiving TDs and 785 receiving yards on 40 receptions while returning 13 kickoffs for 195 yards and ranking 3rd on team with 975 all-purpose yards... As a sophomore at WLACC, averaged 26.2 yards on 17 KR (446 yards) and caught 32 passes for 562 yards.

**PERSONAL:** Attended John F. Kennedy H.S. in Granada Hills, CA and did not play football... Spent the 2002 season as a graduate assistant at San Jose State and coached running backs at West Valley College in 2004... Rashied Khalid Davis has 8 siblings... Wife is Dianna.

### Rashied Davis' NFL Statistics

#### REGULAR SEASON

Year	Team	GP	PR	FC	Yds	Avg	Lg	TD	KR	Yds	Avg	Lg	TD
2005	Chicago	12	5	1	31	6.2	21	0	11	251	22.8	34	0

**ADDITIONAL STATS:** Special Teams Tackles - 2005 (10), Tackles-Solos - 2005 (7-5).

#### POSTSEASON

Year	Team	GP	PR	FC	Yds	Avg	Lg	TD	KR	Yds	Avg	Lg	TD
2005	Chicago	1	0	0	0	-	-	0	5	115	23.0	31	0

# The Players

## Steve Edwards Guard/Tackle



Ht: 6-5 Wt: 333

Age: 27

College: Central Florida

Bears season: 4

NFL Season: 4

Acquired: PHI practice squad in 2002



# 79

**PRO CAREER:** Has started for Chicago at both guard spots and filled in at both tackle positions during his 4 seasons with the team... Participated in 37 games over the last 3 seasons, starting 23... Started all 16 games at left guard in 2003 after never having played the position in a game prior to the season opener... Made NFL debut as a Bears rookie in 2002 after beginning year on Philadelphia's practice squad.

**CAREER TRANSACTIONS:** Entered NFL as an undrafted free agent, signing with Philadelphia (4/23/02)... Waived (9/1/02) and signed to practice squad (9/3/02)... Claimed by Chicago and joined the active roster (10/9/02)... Signed 1-year contract with Bears (3/31/05)... Waived by Chicago (9/4/05)... Signed 2-year contract with Bears (10/12/05). **SIGNED through 2006**

**2005 SEASON:** Played in 6 games, plus his postseason debut, after being re-signed by Chicago in Week 6... Made season debut on special teams vs. MIN (10/16)... Made only appearance on offense in season finale at MIN (1/1)... Made postseason debut on special teams vs. CAR (1/15) in Divisional Playoff. **GAMES PLAYED-STARTED: 6-0**

**PREVIOUS SEASON: 2004 -** Started 8 of 15 games played... Started at RG in Games 3, 12-16 and started at LG in games 5 and 11... Started at LG at DAL (11/25) for injured Ruben Brown but moved to RT after an injury to John Tait... Started at RG vs. MIN (12/5)... Started at RG at DET (12/26)... Started at RG vs. GB (1/2). **2003 -** Started all 16 games at LG in his first full season with Chicago... Switched to guard from tackle after the final preseason game and a season-ending injury to Rex Tucker... Made NFL starting debut at SF (9/7) at LG... Started at LG vs. ARIZ (11/30), but finished game at RT due to injury to Aaron Gibson... Started at LG vs. WASH (12/21), but finished game at LT due to injury to Qasim Mitchell. **2002 -** Finished rookie season by making his NFL debut in the season finale after splitting first 16 weeks between the rosters of Philadelphia and Chicago... Spent Games 1-5 with the Eagles before being claimed by the Bears... Inactive for Games 6-13 with Chicago... Active but DNP in Games 14-15 ... Made NFL debut vs. TB (12/29) on special teams.

**COLLEGE:** Started 20 games in 2 seasons at Central Florida (2000-01)... Helped Knights rank 12th in NCAA in passing while earning UCF's Offensive Lineman-of-the-Year award as a senior... Did not allow a sack as a senior, including match-ups with Syracuse's Dwight Freney and UAB's Bryan Thomas (both first-round draft picks in 2002)... Began college career at Tennessee State, but left his redshirt freshman season to attend West Hills C.C. in Coalinga, CA where he collected consecutive All-America awards (1998-99)... Majored in criminal justice.

**PERSONAL:** Led Mt. Carmel H.S. (Chicago) to the 1996 Illinois state football championship... Was a freshman on the 1994 team led by then-senior QB and current Philadelphia Eagle Donovan McNabb.

### Steve Edwards' NFL Statistics

#### REGULAR SEASON

GAMES PLAYED-STARTED - 38-24: 2002 (1-0); 2003 (16-16); 2004 (15-8); 2005 (6-0).

#### POSTSEASON

GAMES PLAYED-STARTED - 1-0: 2005 (1-0).



## Lennie Friedman Guard/Center

Ht: 6-3 Wt: 293

Age: 29

College: Duke

Bears season: 2

NFL Season: 7

Acquired: Waived free agent 2005 (WASH)



# 62

Friedman

**PRO CAREER:** Veteran lineman signed with Chicago during the 2005 season and has experience playing either guard spot or center... Saw action with Chicago's offensive and defensive lines in his only appearance during his first season with the team... Played in 21 games during 2 seasons with Washington, starting 8 at center... Began career by starting 22 of 33 games played with Denver over his first 4 seasons.

**CAREER TRANSACTIONS:** Entered NFL as a second-round selection (61st overall) by Denver in the 1999 Draft... Cut by Denver (2/25/03)... Signed by Washington (3/3/03)... Resigned with Washington (3/3/04)... Cut by Washington (11/23/05)... Signed by Chicago (11/29/05). **SIGNED through 2006**

**2005 SEASON:** Participated as reserve offensive guard and defensive tackle at MIN (1/1) during lone appearance in his first season with Chicago. **GAMES PLAYED-STARTED: 1-0**

**PREVIOUS SEASONS:** **2004** - Started the Redskins first 2 games of the season at center and appeared in a total of 5 games during the season... Also played RG vs. PHI (11/21) after Randy Thomas suffered an injury. **2003** - Appeared in all 16 games during first season in Washington, starting the final 8 games at center... Making his first start at center vs. SEA (11/9). **2002** - Played in 2 games backing up a starting O-line that helped Denver finish the season ranked 3rd in the NFL in total offense. **2001** - Established career-high by starting at LG in 14 of 15 games played with Denver. **2000** - Saw action in career-best 16 games and made eight starts for Denver, taking over the starting LG job due to injury. **1999** - Spent rookie season on injured reserve with Denver after tearing his ACL during the preseason.

**COLLEGE:** Three-year starter at LG for Duke where he earned first-team All-ACC honors from The Sports Network as a senior... Became first true freshman offensive lineman to play at Duke since Chris Port in 1986... Earned his degree in psychology.

**PERSONAL:** Super Prep Top 17 and all-New Jersey player at West Milford H.S. after starting three years on both sides of the ball... Earned 3 letters in football, 2 in basketball and 3 in track and field... Member of National Honor Society, a national football Hall of Fame inductee and recipient of the Scholar Athlete Award.

### Lennie Friedman's NFL Statistics

#### REGULAR SEASON

**GAMES PLAYED-STARTED - 55-32:** 1999 DEN (0-0); 2000 DEN (16-8); 2001 DEN (15-14); 2002 DEN (2-0); 2003 WASH (16-8); 2004 WASH (5-2); 2005 CHI (1-0).

# The Players

## Justin Gage Wide Receiver

Ht: 6-4 Wt: 212

Age: 25

College: Missouri

Bears season: 4

NFL Season: 4

Acquired: 5th round of the 2003 draft



# 12

**PRO CAREER:** Tall and athletic wide receiver has the 4th-most receptions and receiving yards on the Bears roster along with the 2nd-highest career yards per catch average on the team... Recorded 60 receptions for 840 yards (14.0 avg) with 4 TDs in his career, including 14 catches of at least 20 yards... Has generated first downs on 43-of-60 career catches (71.7%), the 5th-highest percentage among NFC receivers with at least 60 catches over the last 3 seasons... Increased role during final 10 games of 2005 saw him catch 29 passes for 315 yards, the 2nd-most on the Bears during that period... Flashed signs of big-play potential during second half of rookie season when nearly half of his receptions accounted for over 20 yards while he tied for 3rd on the team with 2 TD grabs... Paced Bears in 2003 with a 19.9-yard per catch average, the highest by a Chicago receiver with at least 15 receptions since Willie Gault's 20.1-yard average in 1987 and the highest for a Bears rookie since Gault's 20.9-yard average in 1983... First career 100-yard receiving game came in 2003, the first for a Bears rookie since 1999 (Marty Booker).

**CAREER TRANSACTIONS:** Entered NFL as a fifth-round selection (143rd overall) by Chicago in the 2003 NFL Draft... Signed contract (7/18/04). **SIGNED through 2006**

**2005 SEASON:** Started career-high 11 of 15 games played as Chicago's No. 2 receiver, registering career-best marks for receptions (31) and yards (346) while tying his previous best with 2 TD catches... Led team by recording first downs on 22-of-31 catches (71.0%)... Paced Bears in receptions in 4 games while leading the team in receiving yards in 2 contests... Participated in Games 1-5, 7-16 - started Games 1-3, 8-11, 13-16 at WR; Inactive for Game 6... Caught 2 passes for 47 yards at DET (10/30)... Started at WR at NO (11/6) and led Bears with 4 receptions for 28 yards including 4-yard TD... Career-high 7 receptions vs. CAR (11/20) for team-high 81 yards including 4 first-down catches... Tied for team-high honors with 4 catches for 32 yards at TB (11/27)... Gained 2 first downs vs. ATL (12/18) on 2 catches for 29 yards... Led team with 67 yards on 6 receptions at MIN (1/1/06) including 4-yard TD catch and a long of 21... Snagged 3 passes for 28 yards including 24-yard reception in Divisional Playoff vs. CAR (1/15/06). **GAMES PLAYED-STARTED: 15-11**

**PREVIOUS SEASONS: 2004** - Appeared in career-high 16 games, starting 2, ranking 6th on Bears with 156 receiving yards on 12 catches including 3 receptions of 20 yards or longer... Ran 56-yard reverse on punt return vs. DET (9/12) to the Lions 16 yard line; caught 1 pass for 9 yards... Tackled at the 1-yard line after a 32-yard reception at MIN (9/26) to set-up a Bears TD... Led team with 4 catches for 43 yards at TB (10/24) including a long of 21... Caught 2 passes for 31 yards vs. MIN (12/5) with a long of 20 that moved ball to MIN 4-yard line and set up a Bears TD. **2003** - Led Bears with 19.9-yards per catch avg. while ranking 2nd on team with 7 catches of 20 or more yards, 5th with 338 receiving yards and 6th with 17 receptions in 10 games played as a rookie... Five of his first 6 career catches went for more than 20 yards... Inactive for the first 5 games of the season, but started Games 8 and 14-15 as a third WR... Made NFL debut at SEA (10/19), catching 2 passes for 26 yards with a long of 21... Led Bears in receiving yards with 58 on 2 catches vs. DET (10/26), including a 37-yarder and a 21-yard TD - the first of his career... First NFL start came in a 3-WR set vs. SD (11/2), catching passes of 24 and 28 yards (2 for 52 yards)... Caught 1 pass for 16 yards at DET (11/9)... Season-high 100 yards on 4 catches vs. ARIZ (11/30) including a personal-long catch of 57... Hauled in 28-yard reception at GB (12/7)... Started vs. MIN (12/14) in 3-WR set and produced 16-yard gain on only reception... Tied for team-lead with 4 catches for 42 yards and an 11-yard TD vs.



# The Players

## Justin Gage

WASH (12/21), starting second straight game in a 3-WR set and leaving game in the second half due to a knee injury... Inactive due to injury for season-finale at KC (12/28).

**COLLEGE:** Three-time all-Big 12 Conference WR during 4 years at Missouri (1999-2002) after beginning his career at QB and playing on the Tigers basketball team his first 3 years... Started each of Mizzou's 34 games during his final 3 years, finishing with 200 career catches for 2,704 yards and 18 TDs while leading the team in receiving each year... Also threw for 258 yards on 18-of-49 passing with 4 TDs and 3 INTs... First-team all-Big 12 selection as a senior, leading the team with a single-season school record 82 catches for 1,075 yards and 9 TDs... Set a school record with 16 catches (1 TD) vs. Bowling Green while equaling his career-high with 236 receiving yards... Consensus first-team all-Big 12 choice by *Associated Press* and the league's coaches as a junior... Ranked 13th in the NCAA with 6.8 receptions per game, posted a team-high 74 receptions (the third-highest single-season total in school history), and gained 920 yards receiving (the fifth-best single-season figure in Tigers annals) while adding 5 TDs... Returned a blocked punt 18 yards for a TD... Recorded career-high 236 receiving yards vs. Baylor... Successfully switched from QB to WR prior to sophomore season, earning team Offensive MVP honors along with honorable mention all-Big 12 with a team-high 44 receptions for 709 yards and 4 TDs... Scheduled to redshirt as a freshman, but was forced into action at QB in the final 3 games and finished with 14-of-41 passing for 138 yards, 2 TDs and 3 INTs... Majored in business.

**PERSONAL:** Standout QB at Jefferson City (Mo.) H.S. added second-team all-state honors as a defensive back... Threw for 1,148 yards and 21 TDs while rushing for 702 yards and 12 TDs in his final season... Also lettered in basketball his first 3 years in school, playing in 73 games with a per game average of 14.3 minutes played, 2.9 rebounds and 2.1 points... Caught the eye of the Mizzou basketball staff after guarding his MU teammate Kareem Rush in a high school all-star game... Son of Ernestine and Al Gage.

### Justin Gage's NFL Statistics

#### REGULAR SEASON

Year	Team	GP-GS	Rec	Yds	Avg	Lg	TD	Rush	Yds	Avg	Lg	TD
2003	Chicago	10 - 3	17	338	19.9	57	2	0	0	-	-	0
2004	Chicago	16 - 2	12	156	13.0	32	0	0	0	-	-	0
2005	Chicago	15 - 11	31	346	11.2	25	2	0	0	-	-	0
<b>CAREER</b>		<b>41 - 16</b>	<b>60</b>	<b>840</b>	<b>14.0</b>	<b>57</b>	<b>4</b>	<b>0</b>	<b>0</b>	<b>-</b>	<b>-</b>	<b>0</b>

**ADDITIONAL STATS:** Special Teams Tackles - 2: 2003 (1), 2004 (1). Fumbles-Lost - 2003 (1-1).

#### POSTSEASON

Year	Team	GP-GS	Rec	Yds	Avg	Lg	TD	Rush	Yds	Avg	Lg	TD
2003	Chicago	1 - 1	3	28	9.3	24	0	0	0	-	-	0

#### SEASON / CAREER / PLAYOFF HIGHS

	2005	Career	Playoff
Receptions	... 31 vs. CAR (11/20)	... 57 vs. CAR (11/20/05)	... 3 vs. CAR (1/15/06)
Receiving Yards	... 81 vs. CAR (11/20)	... 100 vs. ARIZ (11/30/03)	... 28 vs. CAR (1/15/06)
Receiving TDs	... 1, two times	... 1, four times	... None
Longest Reception	... 25 at DET (10/30)	... 57 vs. ARIZ (11/30/03)	... 24 vs. CAR (1/15/06)

### PLAYOFF PAYOUT

Under terms of the Collective Bargaining Agreement\*, compensation for the 2006-07 postseason will remain the same as the 2006 postseason.

#### Playoff Payouts for 2007

First Round (division winner) ...	\$17,000	Conference Championship ....	\$37,000
First Round (wild card) .....	\$19,000	Super Bowl Winner .....	\$73,000
Division Playoff Game .....	\$19,000	Super Bowl Loser .....	\$38,000

\*Amounts could change based on new CBA

# The Players

## Roberto Garza Guard/Center



Ht: 6-2 Wt: 305

Age: 27

College: Texas A&M-Kingsville

Bears season: 2

NFL Season: 6

Acquired: Unrestricted free agent-2005 (ATL)



# 63

**PRO CAREER:** Veteran offensive lineman displayed his versatility during his first season with Chicago, splitting 7 starts between 2 positions while also serving as the team's back-up center... Has started 38 of 68 career games played during his 5 NFL seasons with the Bears and Atlanta Falcons, making starts at each of the interior O-line spots... Totaled 22 regular season starts the last 2 seasons with Atlanta and Chicago, helping his team to a 16-6 record in those contests... Has played in 32 consecutive regular season games and appeared in all 16 games 3 times during his career (2001, 2004, 2005)... Started career-high 15 contests at LG in 2004 for an Atlanta team that led the NFL with 167.0 rushing yards per game and 5.1 yards per carry... Missed the final 2 games of 2003 after tearing his ACL... Opened the 2002 season as the starter at right guard but could start just 4 of 6 games played due to a broken foot and sprained knee.

**CAREER TRANSACTIONS:** Entered NFL as a fourth-round selection (99th overall) by Atlanta in the 2001 NFL Draft... Signed 3-year contract with Falcons (5/21/01)... Placed on reserve/injured (12/16/03)... Received qualifying offer from Atlanta (3/1/04) and accepted tender offer from Falcons (3/25/04)... Contract expired with Atlanta (3/1/05)... Signed 1-year contract as an unrestricted free agent with Chicago (3/21/05)... Signed 6-year contract extension with the Bears (1/2/06). **SIGNED through 2011**

**2005 SEASON:** Started 7 of 16 games played, plus the post-season contest, during his first season in Chicago... Bears posted 6-1 record in games he started... Helped open holes for offense to gain 2,099 rushing yards (Bears most since 1990) including over 1,300 rushing yards by Thomas Jones... Played in Games 1-16 - starting Games 5-8 at LG and Games 13-15 at RG... Played LG at CLE (10/9) for much of 2nd half after Ruben Brown left the game with an injury... Started for first time as a Bear at LG vs. MIN (10/16)... Started at LG vs. BALT (10/23) and helped open holes for rushing attack that gained 143 yards on 29 carries... Started at LG as offense gained 115 rushing yards on 29 carries at DET (10/30)... Started at LG at NO (11/6) and paved path for ground attack to gain 183 yards on 32 rushes... Started in place of Terrence Metcalf at RG at PIT (12/11), vs. ATL (12/18) and at GB (12/25)... Started at RG vs. CAR (1/15/06) in Divisional Playoff. **GAMES PLAYED-STARTED: 16-7**

**PREVIOUS SEASONS:** **2004** - Started career-high 15 games at LG for Atlanta after starting the season in a back-up role... Played all 16 regular season games and started both post-season contests... Took over at LG in season-opener at SF (9/12) due to injury... Moved into the starting LG role vs. STL (9/19) and helped Falcons produce 242 rushing yards, the team's most since 2002... Part of a line at CAR (10/3) that held the talented Panthers D-line without a sack... Helped pave way to team output of 205 rushing yards vs. TB (11/14)... Contributed to 219 team rushing yards vs. OAK (12/12)... Opened holes for 204-yard rushing games vs. CAR (12/18) and at SEA (1/2/05)... Member of Falcons offense that set an NFL post-season record with 327 rushing yards in Divisional Playoff vs. STL (1/15/05). **2003** - Played 14 games while making 8 starts for Falcons before being lost for the season with a torn ACL... Competed for starting center position in training camp before injuring his elbow... Primarily played on special teams the first 4 games... Entered game in relief at LG in 1st quarter vs. MIN (10/5)... Made first start of season at LG vs. NO (10/19)... Started 6 consecutive games and was part of the line that opened holes for Warrick Dunn's team record consecutive-game rushing totals of 178 yards at NYG (11/9) and 162 at NO (11/16)... Also paved the way for RB T.J. Duckett's team mark for consecutive games with a TD (7)... Suffered torn ACL in 4th quarter at



# The Players

## Roberto Garza

GARZA

IND (12/14) which ended his season when he was placed on injured reserve. 2002 - Began season as the Atlanta's starting RG but was hampered with a broken foot and sprained knee that limited him to 4 starts in 6 games played... Start at GB (9/8) was his first in a season-opener; contributed to 374 yards of total offense... Broke bone in his foot vs. CHI (9/15) on first series and played entire game... Missed next 7 games after undergoing foot surgery (9/17)... Returned as a reserve at CAR (11/24) and relieved at center during 426-yard offensive output... Entered game in relief at RG in 4th quarter at MIN (12/1)... Re-gained starting spot at RG at TB (12/8)... Started vs. SEA (12/15), but suffered season-ending knee sprain... Inactive vs. DET (12/22) and at CLE (12/29), and both post-season contests. 2001 - Played all 16 games during rookie campaign with Falcons, starting 3 at left guard and 1 at center... First extended duty came in the 2nd half at LG vs. NE (11/4)... Made his first NFL start at IND (12/16) at LG... Shifted to center for season finale at STL (1/6/02) due to injury.

**COLLEGE:** Full-time starter for 3 seasons at Texas A&M-Kingsville (1997-2000) who earned 3 straight all-conference nods while starting 30 of the team's last 40 games... Named a little college All-America first-team selection and an all-Lone Star Conference performer at center as a senior... Averaged 66 knockdown blocks over his final 2 seasons while starting every contest... Started 14 games as a sophomore and registered a personal-best 102 knockdowns to help the team average 297.3 yards rushing per game... Garnered spot on Lone Star Conference All-Freshman team despite moving into a starting spot late in the season... Finished third in the shot put at the 1999 NCAA Championships and won the NCAA title in 2000 with a toss of 57'0"... Also captured the conference crown in the discus in 1999.

**PERSONAL:** Lettered in football and track at Rio Hondo (TX) H.S. where he was a member of the National Honor Society... Every December 2 is the official 'Roberto Garza Day' in his hometown of Rio Hondo, TX where many of the 2,000 residents are of Hispanic descent... Speaks fluent Spanish and as one of 19 Hispanic players in the NFL held a football camp for Hispanic boys and girls in Atlanta while playing for the Falcons... He and wife Ashley provided monetary donations to the Empty Stocking Fund, the Falcons Feed the Homeless campaign... Also mentored boys from the Hall County Boys & Girls Club through the Falcons' Ball Boy Mentoring Program.

### Roberto Garza's NFL Statistics

#### REGULAR SEASON

GAMES PLAYED-STARTED - 63-38; 2001 ATL (16-4); 2002 ATL (6-4); 2003 ATL (14-8); 2004 ATL (16-15); 2005 CHI (16-7).

#### POSTSEASON

GAMES PLAYED-STARTED - 3-3; 2002 ATL (0-0); 2004 ATL (2-2); 2005 CHI (1-1).

## STRIKE GAMES

The following Bears games (all on Sundays) were affected by the players strikes in 1982 and 1987.

**1982:** Weeks 1-2 played as scheduled; Weeks 3-9 cancelled (as follows); Weeks 11-16 played as scheduled; Week 10 (11-14-82) played on 1-2-83 as regular season finale

#### Cancelled:

9-26-82 @ San Francisco

10-3-82 vs. Minnesota

10-10-82 vs. Green Bay

10-17-82 @ St. Louis Cardinals

10-24-82 vs. Tampa Bay

10-31-82 @ Green Bay

11-7-82 vs. Atlanta

**1987:** Weeks 1-2 played as scheduled; Week 3 cancelled (as follows); Weeks 4-6 played as scheduled with replacement players (as follows); Weeks 7-16 played as scheduled

#### Cancelled or played with replacement players:

9-27-87 @ Detroit (cancelled)

10-4-87 Bears 35, @ Philadelphia 3

10-11-87 @ Bears 27, Minnesota 7

10-18-87 New Orleans 19, @ Bears 17

# The Players

## John Gilmore Tight End

Ht: 6-5 Wt: 257

Age: 26

College: Penn State

Bears season: 5

NFL Season: 5

Acquired: Waived free agent-2002 (NO)



# 85

**PRO CAREER:** Veteran TE has been used primarily as a blocker in double TE formations and as part of numerous special teams units... Has played in 55

games, starting 6, during 4 seasons in Chicago including 32 consecutive - only Olin Kreutz has a longer string of consecutive games played among offensive players... Has recorded 12 career receptions for 142 yards with 1 TD and has 23 career special teams tackles... Notched career-best 15 special teams tackles in 2004 aiding the Bears punt coverage team to secure the top net punt average in the NFL... Posted career-high 10 receptions as a rookie in 2002 and averaged 13.0 yards per catch... Joined Bears after being cut by New Orleans at the end of his rookie year training camp.

**CAREER TRANSACTIONS:** Entered NFL as a sixth-round selection (196th overall) by New Orleans in the 2002 NFL Draft... Waived (8/30/02) and signed with Chicago (9/2/02)... Re-signed 1-year contract with Bears (4/6/05). **SIGNED through 2007**

**2005 SEASON:** Tied career high by playing all 16 regular season games for the second straight year and caught his first career TD while adding 5 special teams tackles... Participated in Games 1-16 as a reserve TE... Notched 1 special teams tackle at CLE (10/9)... Tallied 1 special teams tackle at DET (10/30)... Caught 1-yard TD reception at TB (11/27) and made 1 special teams tackle... Registered 1 special teams tackle at PIT (12/11)... Posted special team tackle at GB (12/25). **GAMES PLAYED-STARTED: 16-0**

**PREVIOUS SEASONS:** **2004 --** Appeared in career-high 16 games, playing primarily on special teams, but also made 1 start, his first since 11/23/03 at DEN... Ranked 3rd on Bears with career-high 15 special teams tackles and caught 1 pass for 11 yards... Caught 11-yard reception for first down at MIN (9/26); first reception since 12/29/02 vs. TB... Recorded 3 special teams tackles vs. PHI (10/3)... Posted 1 special teams tackle at TB (10/24)... Registered 2 special teams tackles vs. SF (10/31)... Recorded 2 special teams tackles at NYG (11/7)... Started at TE at JAX (12/12); added 3 special teams tackles. **2003 --** Participated primarily on special teams in 15 games for the Bears while starting once in a 2-TE set... Totaled 3 special teams tackles for the coverage unit and fielded 3 squib-kickoffs with a 8.3-yard return average for the return unit... Posted first career special teams tackles at DET (11/9) and added another vs. STL (11/16)... Started in 2-TE set at DEN (11/23)... Participated vs. WASH (12/21), but left game with a concussion... Inactive for season finale at KC (12/28). **2002 --** Finished his rookie season as Bears starting TE after spending training camp with New Orleans... Waived by Saints at end of camp before signing with Chicago... Started his Bears career on the practice squad for Games 1-6 before playing in the final 8 games of the year, starting the last 4... Active but DNP at MIN (10/27) in first week on Bears active roster... Inactive vs. PHI (11/3)... Made NFL debut vs. NE (11/10) on special teams... Caught first 2 career passes at GB (12/1) gaining 16 yards... First NFL start came on Monday Night Football at MIA (12/9), catching 2 passes for 24 yards... Caught career-high 3 passes vs. NYJ (12/15) for 28 yards... Hauled in career-high 32 yards on 2 receptions at CAR (12/22), including 27-yard reception... Caught career-long 30-yard reception for lone catch vs. TB (12/29).

**COLLEGE:** Four-year letterwinner at Penn State (1998-2001) totaled 58 career catches for 634 yards and 3 TDs... Honorable mention all-Big Ten selection as a senior co-captain after setting career-highs with 25 receptions for 284 yards in 10 starts... Received the Hall Foundation Award as the Nittany Lions' outstanding senior... Caught 10 passes for 82 yards and 2 TDs in 8 games as a junior... Appeared in every game as a sophomore catching 22 passes for 259 yards and his first collegiate TD (vs. Akron)... Caught 1 pass for 6 yards in limited action as redshirt freshman... Graduated in 2001 with a degree in recreation and park management.



# The Players

## John Gilmore

**PERSONAL:** Named *Associated Press* first-team big school all-state and first-team all-county as a senior at Wilson H.S. in West Lawn, PA... Played in Big-33 Classic as the 1996 Wilson Male Athlete-of-the-Year while catching 33 passes for 667 yards, including all 8 of his prep TDs, and adding 79 tackles and 6 sacks as a LB... Caught 53 passes for 992 yards and 8 TDs while just playing football his final 2 years of high school... Also an all-state javelin thrower... Born John H. Gilmore, Jr. in Marquette, MI... Brother, Pete, was a freshman RB at Penn State his senior season.

### John Gilmore's NFL Statistics

Gilmore

#### REGULAR SEASON

Year	Team	GP-GS	Rec	Yds	Avg	Lg	TD
2002	Chicago	8-4	10	130	13.0	30	0
2003	Chicago	15-1	0	0	-	-	0
2004	Chicago	16-1	1	11	11.0	11	0
2005	Chicago	16-0	1	1	1.0	1	1
CAREER		55-6	12	142	11.8	30	1

**ADDITIONAL STATS:** Special Teams Tackles -- 23: 2003 (3), 2004 (15), 2005 (5). Kickoff Returns -- 2003 (3 for 25, long of 11).

#### POSTSEASON

Year	Team	GP-GS	Rec	Yds	Avg	Lg	TD	STT
2005	Chicago	1-0	0	0	-	-	0	0

#### SEASON / CAREER / PLAYOFF HIGHS

	2005	Career	Playoff
Receptions	1 at TB (11/2)	3 vs. NYJ (12/15/02)	None
Receiving Yards	1 at TB (11/2)	32 at CAR (12/22/02)	None
Longest Reception	1 at TB (11/2)	30 vs. TB (12/29/02)	None
Touchdowns	1 at TB (11/2)	Same	None

## RULES of INSTANT REPLAY

A "buzzer system" will be used to signal the call for a replay. Before the final two minutes, the head coach will buzz the referee and replay booth that he challenges a play and wants a review. Within the final two minutes and OT, the booth will buzz the ref. The head coaches will wear a belt pack containing a buzzer. When pressed, the buzzer will simultaneously signal the referee, umpire, and replay booth that a replay is being requested. If the buzzer is not working, the coach needs to throw a flag onto the field to signal his request for replay.

There will be three replay monitors at field level in open-air stadiums. Two will be positioned at opposite 20-yard lines near the sideline wall. A third will be in the runway, for use if the weather is inclement. Two monitors will be in domed stadiums.

**COACHES CHALLENGE:** Outside of the final two minutes of each half, each team will be permitted two challenges per game that will initiate referee reviews. Each challenge will cost a team a time-out. If a challenge is upheld, the time-out will be restored, but the challenge will not. No challenges will be recognized from a team that has exhausted its time-outs.

**FINAL TWO MINUTES OF EACH HALF:** After the two-minute warning of each half, and throughout any overtime period, any referee review will be initiated by the replay assistant in the replay booth in the press box. He can initiate as many review requests as he thinks necessary, no matter how many time-outs the teams have. No time-out will be charged for a review initiated from the replay booth.

**REFEREE REVIEW:** All replay reviews will be conducted by the referee on a field-level monitor after consultation with the other covering officials on the play. A decision will be reversed only when the referee has "indisputable visual evidence" that the call should be changed. The referee cannot initiate a replay review in any instance.

**TIME LIMIT:** Reviews will be a maximum of 90 seconds, timed from when the referee puts on the head phones to the replay booth.

**REVIEWABLE PLAYS:** The instant replay system will cover a variety of plays in three main areas—1) sideline, goal line, end zone, and end-line plays; 2) passing plays; and 3) other detectable infractions, such as a runner ruled down not by defensive contact, and the number of players on the field.

# The Players

## Robbie Gould Kicker



Ht: 6-0 Wt: 183

Age: 24

College: Penn State

Bears season: 2

NFL Season: 2

Acquired: Waived free agent in 2005 (BAL)



# 9

**PRO CAREER:** Paced the Bears in scoring as a rookie with 82 points which ranked 2nd in NFL among rookie kickers and 3rd all-time in franchise history... Ranks as the most accurate kicker in team history among kickers with at least 25 attempts... Over the final 13 weeks of the season, his 21 successful FG attempts were the sixth-most in the NFL and he made all 6 FG attempts during the final 2 minutes of a half... Opponents averaged just 18.8 return yards off his kickoffs to help the Bears special teams unit climb from 28th in Week Five to 2nd by the end of the season... Earned first NFC Special Teams Player of the Week award after hitting game-winning FG at NO (11/6/05).

**CAREER TRANSACTIONS:** Entered NFL as an undrafted free agent by New England (4/29/05)... Waived by New England (8/30/05)... Signed to Baltimore practice squad (9/7/05)... Waived by Baltimore (9/27/05)... Signed by Chicago (10/8/05). **SIGNED THROUGH 2008**

**2005 SEASON:** Joined Bears for the final 13 games of the season and converted 21-of-27 (77.8%) field goal attempts with a long of 45 as well as 19-of-20 PATs... Led team in scoring with 82 points, becoming first Bears rookie to do so since Paul Edinger in 2000... Signed by Bears in Week 5 and participated in Games 4-16... Made NFL debut at CLE (10/9) and knocked in 1-of-2 FGs, converting from 44 yards, and added 1 PAT... Connected on all 4 PATs vs. MIN (10/16) and helped limit the Vikings to 18.2 yards on 5 kickoff returns... Converted 2-of-2 FGs from 38 yards and 20 yards, as well as lone PAT at DET (10/30) and prevented a TD with tackle on kickoff... Earned NFC Special Teams Player-of-the-Week Award after connecting on 2-of-3 FGs, making from 35 and 28, including game-winner with 0:06 remaining in 4th quarter at NO (11/6)... Made both FG attempts from 33 and 39 yards as well as lone PAT vs. CAR (11/20)... Tallied 7 points after connecting on both FG attempts from 25 and 36 yards at TB (11/27) as well as PAT... Recorded season-best 13 points after connecting on 4-of-5 FGs and 1 PAT vs. GB (12/4)... Totalled 10 points after hitting 3-of-4 FGs and 1 PAT vs. ATL (12/18); connected on FGs from 35, 29 and 39 yards... Hit season-long 45-yard FG en route to tallying 6 points at GB (12/25)... Connected on all 3 PATs in Divisional Playoff vs. CAR (1/15). **GAMES PLAYED-STARTED: 13-0**

**COLLEGE:** Finished career ranked 5th on Penn State's all-time scoring list with 232 career points after connecting on 39-of-61 FGs and 115-of-121 PATs... As a senior, converted 7-of-13 FGs and 22-of-23 PATs while leading the team in scoring for second straight year with 43 points and also tallied 23 touchbacks on 41 kickoffs (56.0%)... Totalled 49 points as a junior in 2003 after hitting 9-of-16 FGs including a perfect 7-of-7 on kicks less than 40 yards... Named one of two recipients of the Frank Patrick Memorial Total Commitment Awards, annually presented to junior class members who follow through with their responsibilities in all facets of the football program and do so in an exemplary manner... As a sophomore, ranked 2nd on the team and 6th in Big Ten with 93 points... Walked onto team as a freshman and became the Nittany Lions' regular kicker in the 4th game of the season... Tallied 2nd-most points on squad, 47, after going 6-for-10 on FGs and 29-29 on PATs... Majored in management.

**PERSONAL:** Won 3 letters each in soccer, football and basketball and another in track at Central Mountain H.S. (Lock Haven, Pa.)... Brother, Christopher, is a punter at the University of Virginia... Born Robert Paul Gould, III and is the son of Cheryl and Robert Gould... Father, Robert, played professional soccer for the St. Louis Steamers (1980-83).



# The Players

## Robbie Gould

### Robbie Gould's NFL Statistics

#### REGULAR SEASON

Year	Team	GP	FG-FGA	Pct	Lg	Blk	XP-XPA	Pct	Blk	Points
2005	Chicago	13	21-27	77.8	45	0	19-20	95.0	0	82

Year	Team	1-19	Pct	20-29	Pct	30-39	Pct	40-49	Pct	50+	Pct
2005	Chicago	0-0	0.0	9-9	100.0	9-10	90.0	3-8	37.5	0-0	0.0

**ADDITIONAL STATS:** Special Teams Tackles -- 2005 (2). Punting -- 2005 (1 for 28 yards).

#### POSTSEASON

Year	Team	GP	FG-FGA	Pct	Lg	Blk	XP-XPA	Pct	Blk	Points
2005	Chicago	1	0-0	0.0	-	0	3-3	100.0	0	3

Year	Team	1-19	Pct	20-29	Pct	30-39	Pct	40-49	Pct	50+	Pct
2005	Chicago	0-0	0.0	0-0	0.0	0-0	0.0	0-0	0.0	0-0	0.0

#### SEASON / CAREER / PLAYOFF HIGHS

	2005	Career	Playoff
FG Attempts	5 vs. GB (12/4)	Same	None
Made FGs	4 vs. GB (12/4)	Same	None
PAT Attempts	4 vs. MIN (10/16)	Same	3 vs. CAR (1/15/06)
Made PATs	4 vs. MIN (10/16)	Same	3 vs. CAR (1/15/06)
Points	13 vs. GB (12/4)	Same	3 vs. CAR (1/15/06)
Longest FG	45 at GB (12/25)	Same	None

#### ROBBIE GOULD'S GAME-WINNING KICKS

Date	Opponent	Site	Distance	Time On Clock	Final
Nov. 6, 2005	New Orleans	LSU Tiger Stadium	28	0:06	20-17

#### ROBBIE GOULD'S GAME-BY-GAME KICKING STATS

Date	W/L	Opp.	PAT	FG	PTS	FGs (Missed)
10/9	L	at CLE	1-1	1-2	4	44, (48)
10/16	W	MIN	4-4	0-0	4	--
10/23	W	BALT	1-1	1-2	4	23, (47)
10/30	W	at DET	1-1	2-2	7	38, 20
11/6	W	at NO	2-2	2-3	8	35, (47), 28
11/13	W	SF	2-2	1-2	5	(39), 37
11/20	W	CAR	1-1	2-2	7	33, 39
11/27	W	at TB	1-1	2-2	7	25, 36
12/4	W	GB	1-1	4-5	13	21, 30, 25, 35, (43)
12/11	L	at PIT	0-1	1-1	3	29
12/18	W	ATL	1-1	3-4	10	35, 29, 39, (44)
12/25	W	at GB	3-3	1-1	6	45
1/1	L	at MIN	1-1	1-1	4	22
<b>Totals</b>			<b>19-20</b>	<b>21-27</b>	<b>82</b>	

#### POSTSEASON

1/15	L	CAR	3-3	0-0	3	--
------	---	-----	-----	-----	---	----

# The Players

## Brian Griese Quarterback

Ht: 6-3 Wt: 214

Age: 31

College: Michigan

Bears season: 1

NFL Season: 9

Acquired: Waived free agent in 2006 (TB)



# 14

**PRO CAREER:** Second-generation NFL signal-caller signed with Chicago during the off-season, joining the team as its most experienced passer with 1

Pro Bowl selection, 1 NFL passing title and a 39-33 regular season record during his NFL career... He and his father, Hall of Famer Bob Griese, are the only father-son combination to win NFL passing titles in league history... Ranks 14th in NFL history with a career passer rating of 84.8, compiled by completing 1,463-of-2,318 passes for 16,344 yards, 103 TDs and 78 INTs... His career totals in passing yards, pass attempts and completions are more than any QB in Bears history... Owns 16 career 300-yard performances, 33 multiple TD pass outings and 16 games of compiling a completion percentage of over 70.0 percent... Recorded superb totals during 2 seasons with Tampa Bay (2004-05), registering a passer rating of 91.4 while completing 67.6-percent of his passes for 3,768 yards, 27 TDs and 19 INTs... Established career-lows in every nearly every statistical category during his lone season with Miami (2003)... Began NFL career with 5 seasons in Denver (1998-2002) during which he became the highest-rated passer in team history at 84.1 (min. 500 passes)... Moved into 2nd in Broncos history in career completions (1,044), attempts (1,678) and completion percentage (62.2%), trailing only Hall of Famer John Elway in all 3 categories... Finished Denver career 3rd in passing yards (11,763) and TD passes (71), trailing only Elway and Craig Morton... Led Broncos to victory with a 4th-quarter or OT game-winning drive 5 times... Voted an offensive co-captain for Denver from 2000-02... Earned Pro Bowl honors in 2000 as he led the NFL and set a Broncos team record with a 102.9 passer rating while posting the 2nd-best TD-to-INT ratio (19/4) for a season in NFL history... Twice named AFC Offensive Player-of-the-Week (10/17/99, 9/10/01) and named AFC Offensive Player-of-the-Month (9/01).

**CAREER TRANSACTIONS:** Entered NFL as a third-round selection (91st overall) by Denver in the 1998 NFL Draft... Signed 3-year contract with Broncos (7/24/98)... Re-signed with Denver (4/11/01)... Cut by Broncos (6/2/03)... Signed 2-year contract with Miami (6/9/03)... Cut by Dolphins (3/3/04)... Signed by Tampa Bay (3/19/04)... Cut by Buccaneers (3/10/06)... Signed 5-year contract with Chicago (3/22/06). **SIGNED through 2010**

**2005 SEASON:** Led Tampa Bay to 5-1 record to open the season before being placed on injured reserve for the final 10 games due to a knee injury... Completed 112-of-174 pass attempts for 1,136 yards, 7 TDs and 7 INTs for a passer rating of 79.6... Completed 18-of-29 passes for 213 yards with TDs of 23 and 2 yards and 2 INTs at MIN (9/11); his team-record 12th consecutive game with at least 1 TD pass... Completed 16-of-22 passes for 136 yards and a passer rating of 88.4 vs. BUF (9/18)... Completed 17-of-26 passes for 139 yards with 2 TDs and 1 INT at GB (9/25); his second TD counting as the 100th of his career... Registered 16th career 300-yard passing game with 302 yards vs. DET (10/2), completing 22-of-39 passes with 2 TDs and 3 INTs; his 80-yard TD pass was tied for 6th-longest pass in team history... Completed 27-of-42 passes for 226 yards and 1 INT at NYJ (10/9)... Completed 12-of-16 passes for 120 yards and 1 TD vs. MIA (10/16) before suffering knee injury late in 1st half... Placed on injured reserve (10/20). **GAMES PLAYED-STARTED: 6-6**

**PREVIOUS SEASONS: 2004 -** Began Buccaneers career by leading NFL with a 69.3 completion percentage while setting team records for single-season passer rating (97.5) and yards per pass attempt (7.83) while starting 10-of-11 games played... Played in Games 5-15 - starting Games 6-15; Inactive Games 1-4 and 16... Tied team record with at least 1 TD pass in 11 consecutive games (10/10 at NO to 12/26 vs. CAR)... Completed 15 consecutive passes over 2 games (10/10 at NO and 10/18 at STL) to tie for the 2nd-longest streak in team history... Completed 233-of-336 pass attempts for 2,632 yards, 20 TDs and 12 INTs for a passer rating of 97.5 and caught a deflected pass (-4 yards)... Made his Bucs debut at NO (10/10) in relief of injured Chris Simms and completed 16-of-19 pass attempts for 194 yards, 1 TD and a season-high 126.8 passer rating; his 84.2 completion percentage was the 3rd-best single-game effort in club history... Made first start with Bucs at STL (10/18), his 3rd career start-



# The Players

## Brian Griese

Griese

ing debut with a team on *Monday Night Football*, completing 27-of-40 pass attempts for 286 yards, 2 TDs and 1 INT... Completed 15-of-23 pass attempts for 163 yards and 1 TD vs. CHI (10/24)... Connected on 22-of-34 pass attempts for 296 yards and 2 TDs vs. KC (11/7)... Completed 73 percent of his passes (19-of-26) for 174 yards and 2 TDs with 1 INT at ATL (11/14)... Completed 15-of-21 pass attempts for 210 yards, 2 TDs and 2 INTs vs. SF (11/21)... Totaled 347 yards on 27-of-39 passing at CAR (11/28) with 2 TDs and 1 INT... Career highs of 392 passing yards and 36 completions at SD (12/12) on 50 pass attempts with 3 TDs and 3 INTs while completing passes to 10 different receivers, including himself... Compiled 321 passing yards on 30-of-41 passing with 3 TDs and 2 INTs vs. CAR (12/26)... Inactive at ARIZ (1/2/05). **2003** - Started all 5 games in which he played during his season with Miami, leading Dolphins to a 3-2 record in his starts while completing 74-of-130 passes for 813 yards with 5 TDs and 6 INTs... Started as QB in Games 7-11; DNP in Games 5-6 and 12-16; Inactive Games 1-4 while recovering from toe injury sustained in third preseason game... Tied career-high with 3 TDs on 20-of-29 passing for 192 yards starting in place of injured Jay Fiedler at SD (10/27), making first start with Miami on *Monday Night Football* in Tempe, Arizona due to SoCal wildfires... Completed 18-of-29 passes for 231 yards with 1 TD vs. IND (11/2); faced QB Peyton Manning in the second time that sons of NFL QBs squared-off. **2002** - Set Denver team-record while ranking 3rd in NFL with a 66.7 completion percentage while starting all 13 games in which he played in his final season with the Broncos... Totaled 3,214 yards passing to go along with 15 TDs and 15 INTs... Ranked 8th in AFC and tied for 11th in NFL with an 85.6 passer rating, 5th in AFC and 6th in NFL in yards per pass attempt (7.37) and 8th in AFC in completions and yards... Started Games 1-10 and 13-15; DNP in Games 12 and 16; Inactive Game 11... Denver was 8-5 with him starting, 1-2 without... Compiled season-high passer rating of 124.7 on 14-of-19 passing (73.7%) for 119 yards with 2 TDs at SF (9/15)... Established career-high with 53 pass attempts 53 at BALT (9/30), completing 35 for 328 yards and rushing for a 5-yard TD... Connected on 74.3 percent of his passes (26-of-35) vs. SD (10/6), throwing for 316 yards passing with 2 TDs and 1 INT... Completed 30-of-50 passes for season-high 376 yards with 2 TDs in OT win at KC (10/20), setting a franchise record with his fourth straight 300-yard passing game while becoming 3rd Broncos QB to surpass 10,000 career passing yards, joining J. Elway (51,475) and C. Morton (11,895)... Completed 18-of-23 passes for a season-high 78.3 completion percentage and 229 yards with 1 TD and 1 INT at NE (10/27)... Completed 34-of-47 passes (72.3%) for 293 yards vs. OAK (11/11), but had his club-record streak of 23 consecutive contests with a TD pass snapped; streak began on 9/10/01 vs. NYG... Left game at SEA (11/17) in 3rd quarter after sustaining knee sprain... Inactive vs. IND (11/24) and DNP at SD (12/1) due to the injury... Returned to starting lineup at NYJ (12/8) and completed 28-of-37 (75.7%) for 266 yards with 1 TD and 1 INT... Connected on 18-of-26 passes for 297 yards, 1 TD and 1 INT vs. KC (12/8)... Re-injured knee in start at OAK (12/22) and DNP in season finale vs. ARIZ (12/29). **2001** - Started career-high 15 games for Broncos, completing 275-of-451 passes (61.0%) for 2,827 yards and a career-best 23 TDs with 19 INTs... Also posted career highs in rushing attempts (50) and yards (173) and scored 1 rushing TD... His 23 TD passes were 6th-most ever thrown in a single season by a Bronco and ranked 3rd in AFC and 8th in NFL... Started Games 1-13 and 15-16; Inactive in Game 14 due to a concussion... Threw at least 1 TD pass in all 15 games that he played, including 7 in the first 3 games while compiling 763 passing yards (60-of-93, 64.5%) with 7 TDs, 2 INT and a passer rating of 106.2 en route to earning AFC Offensive Player-of-the-Month honors... Began season by achieving a career-best 144.3 passer rating with season highs of 330 yards, a 72.4 completion percentage (21-of-29) and 3 TDs vs. NYG (9/10) on *Monday Night Football*, earning AFC Offensive Player-of-the-Week and Miller Lite/NFL Player-of-the-Week honors while beginning a personal streak of 23 consecutive contests with at least 1 TD pass... Connected on 22-of-31 pass attempts (70.9%) for 242 yards with 3 TDs at ARIZ (9/23); completed 17 straight passes during the contest, longest streak of his career and 3rd-longest in team history... Connected on 19-of-30 passes for 283 yards with 2 TDs and 2 INTs vs. NE (10/28)... Completed 21-of-31 for 224 yards with 2 TDs and a rating of 110.1 vs. SD (11/11)... Sustained mild concussion vs. SEA (12/9) and was inactive at KC (12/16)... Returned to starting lineup vs. OAK (12/30) and completed 19-of-26 passes (73.1%) for 142 yards, 1 passing TD and 1 rushing TD. **2000** - Received first career Pro Bowl selection after leading NFL in passer rating, TD-to-INT ratio and third-down passing while starting all 10 games played for Denver... Played majority of season with a shoulder injury suffered in the third game of the year... Missed 6 regular season games, 1 post-season contest and declined invitation to Pro Bowl due to that injury... Started Games 1-3, 5-10 and 16; Inactive Games 4 and 11-15... Connected on 216-of-336 passes for 64.3 completion percentage, while totaling 2,688 passing yards with 19 TDs and just 4 INTs for a career-high 102.9 passer rating... His 4.75-1 TD-to-INT ratio was the 2nd-best in NFL history behind Kansas City's QB Steve DeBerg (5.75-1 ratio (23-4) in 1990)... Completed more than 60 percent of his passes in 9 games and a passer rating of better than 100.0 in 6 outings... Led AFC and was 2nd in NFL in completion percentage while leading AFC and ranking 4th in NFL in yards per pass attempt (8.00)... Ranked 6th in AFC in TDs, 8th in AFC in passing yards, 9th in AFC in completions and 10th in attempts... Led NFL with a third-down



# The Players

## Brian Griese

Griese

passer rating of 109.6 and ranked 2nd with 4th-quarter passer rating of 112.6 while leading Broncos to a 7-3 record... Began season with season-high passer rating of 123.8 on 19-of-29 passing (65.5%) for 307 yards with 2 TDs at STL (9/4), while rushing for 28 yards and an 8-yard TD on 4 attempts... Tied career high with 3 TDs on 20-of-33 passing for 268 yards vs. ATL (9/10)... Compiled season-high 67.7 completion percentage (21-of-31) for 213 yards with 2 TDs at OAK (9/17) despite sustaining a partially torn labrum in his right shoulder... Inactive vs. KC (9/24)... Season-high 361 passing yards in return to starting lineup vs. NE (10/1), completing 31-of-50 pass attempts with 1 TD and 1 INT; contest ended his string of 181 consecutive passes without an INT, the 2nd-longest such streak in Broncos history (Elway, 189 in 1997)... Equalled career-high with 3 TD passes at SD (10/8) on 27-of-40 passing for 235 yards... Tossed 3 TDs on 19-of-34 passing for 336 yards vs. CLE (10/15); became fastest Bronco ever to record 5 career 300-yard games, doing so in his 19th start (Frank Tripucka, 31st; Elway, 40th)... Season-high 365 yards on 30-of-45 passing with 2 TDs and 1 INT at CIN (10/22)... Completed 22-of-35 passes for 327 yards with 2 TDs and 1 INT at NYJ (11/5)... Earned NFL.com All-Heart Player-of-the-Week Award and All-Heart Performance-of-the-Year Award for game vs. OAK (11/13) in which he engineered a 4th-quarter game-winning drive and completing 25-of-37 (67.6%) for 262 yards with 1 TD and 1 INT despite playing most of the contest with a separated AC joint in his right shoulder... Inactive vs. SD (11/19) and the next 4 games with separated acromioclavicular (AC) joint in his right shoulder... Returned to starting lineup for season finale vs. SF (12/23) but only played part of the first series before leaving the game because of pain in his shoulder; completed both of his pass attempts, totaling 14 yards... Inactive for Wild Card Game at BALT (12/31) due to injury... Underwent right shoulder surgery on 1/10/01. 1999 - Completed 261-of-452 (57.7%) passes for 3,032 yards with 14 TDs, 14 INTs and a long of 88 in his first season as the Broncos starting QB, starting 13 of his 14 games played... With 3,032 passing yards, became just the 8th NFL QB since 1970 to pass for more than 3,000 yards in his first year as a full-time starter... First first-year starter in Denver history to record consecutive 300-yard passing games... Named Broncos' starting QB on 8/30 after completing 68-of-101 passes (67.3%) for 716 yards with 6 TDs, 1 INT and a passer rating of 103.4 in 5 preseason contests... Participated in Games 1-8 and 11-16 - starting Games 1-8 and 12-16; DNP in Games 9-10 due to a sore shoulder... First NFL start came on *Monday Night Football* vs. MIA (9/13), completing 24-of-40 for 270 yards with 3 TDs and a passer rating of 105.2; first NFL TD pass came on his 6th attempt of the season, a 61-yard strike to WR Ed McCaffrey... Recorded first win as an NFL starter at OAK (10/10), connecting on 17-of-29 passes for 234 yards with 1 TD and 1 INT; directed his first career game-winning 4th quarter drive with an 11-play, 63-yard drive that resulted in a 26-yard field goal with 10:18 remaining in the contest... Named AFC Offensive Player-of-the-Week for achieving season highs of 110.0 passer rating and 363 yards on 19-of-31 passing (61.3%) with 2 TDs, 1 INT and his first career rushing TD (2 yards) vs. GB (10/17); had an 88-yard shovel pass to TE Byron Chamberlain, the longest completion of his career, the longest non-scoring pass play in franchise history, and the 7th-longest overall... Was 25-of-38 for 316 yards with 1 TD and a passer rating of 100.3 at NE (10/24); added 7-yard rushing TD... DNP at SD (11/7) and at SEA (11/14) due to sore shoulder... Returned to action in a reserve role on *Monday Night Football* vs. OAK (11/22), entering game in 4th quarter and guided Broncos to an OT win on 6-of-14 passing for 60 yards... Returned to starting lineup vs. KC (12/5) and completed 20-of-36 for 227 yards with 1 INT... Compiled season-high 73.3 completion percentage (22-of-30) for 171 yards at DET (12/25)... Season-high 46 pass attempts netted 23 completions and 211 yards in season finale vs. SD (1/2/00)... Underwent right shoulder surgery on 1/5/00. 1998 - Designated Broncos 3rd QB for 14 of 16 games in his rookie season... Played in Game 5; DNP in Game 10; Inactive Games 1-4, 6-9 and 11-16... Saw first NFL action vs. PHI (10/4), replacing Bubba Brister in 4th quarter and completing 1-of-3 passes for 2 yards with 1 INT; first NFL completion was good for 2 yards to RB Vaughn Hebronn... Active as backup QB on *Monday Night Football* at KC (11/16); backup to starter Bubba Brister, with John Elway inactive due to injury... Inactive as 3rd QB for all 3 of post-season contests, including Super Bowl XXXIII win vs. ATL (1/31/99).

**COLLEGE:** Four-year letterman at Michigan (1993-97) finished career with 355 completions in 606 attempts (58.6%) for 4,383 yards, 33 TDs and 18 INTs, ranking 5th in school history in completions, 6th in passing yards, attempts and TD passes... Helped lead Wolverines to first national championship in 49 years as a senior in 1997, earning first-team all-Big 10 honors while leading them to a 12-0 mark and a share of the national title with Nebraska... Capped championship season with a win over Washington State in the Rose Bowl, earning MVP honors by completing 18-of-30 passes for 251 yards with 3 TDs and 1 INT... Finalist for Davey O'Brien Award and recipient of the National Football Foundation & Hall of Fame Scholar-Athlete Award... As a senior, completed 193-of-307 passes (62.9%) for 2,293 yards with 17 TDs and 6 INTs, setting school records for completions and pass attempts that both now rank 3rd in UM history... Academic all-Big Ten pick as a junior, playing mostly in a reserve role and completing 35-of-61 passes (57.4%) for 513 yards with 3 TDs and 2 INTs... Started his last 9 games



# The Players

## Brian Griese

as a sophomore, completing 127-of-238 passes (53.4%) for 1,577 yards with 13 TDs and 10 INTs... Saw action only as a holder for placements and field goals for the last 9 games of his freshman season after red-shirting his true freshman season of 1993... Graduated with degree in political science.

**PERSONAL:** Named Prep Football Report All-Southeast, *Miami Herald* all-city second-team and all-state third-team selection as a senior at Columbus (Miami, Florida) H.S., connecting on 194-of-335 career pass attempts for 2,356 yards and 19 TDs... As a senior, completed 101-of-183 passes for 1,387 yards and 7 TDs... Averaged 10.0 points per game in basketball and added another letter in golf... Father, Bob Griese, played 14 years with the Dolphins (1967-80), helping Miami to 3 Super Bowl appearances (1971-73 seasons) and 2 titles (1972-73); inducted into the Pro Football Hall of Fame in 1990... Established the Judith Ann Griese Foundation in 2001 in memory of his mother, the cornerstone of which is Judi's House in Denver, a safe and comfortable place where grieving children and their families can express the thoughts and feelings associated with the loss of a loved one; since November of 2002, Judi's House has served over 1,500 children, teenagers and their adult caregivers... Holds an annual golf tournament in Michigan to benefit C.S. Mott's Children's Hospital by helping kids attend sporting events, purchase wheelchairs and provide housing for the parents of some of the children... Participated in the All Children's Hospital 2004 Fall Carnival for pediatric patients... Actively involved in fundraising efforts for the Susan G. Komen Breast Cancer Foundation, serving as the honorary chairman for the 2001 Race for the Cure in Denver... Served as the 2002 honorary chairman for PUSH for the Cure, a fund-raising effort to benefit spinal cord and brain injury research at Denver's Craig Hospital... Born Brian David Griese in Miami, Florida... He and his wife, Brook, have 1 daughter.

### Brian Griese's NFL Statistics

#### REGULAR SEASON

Year	Team	GP-GS	Att	Cmp	Pct	Yds	Yds/Att	TD	Int	Lg	Sk-Yds	Rating
1998	Denver	1 - 0	3	1	33.3	2	0.7	0	1	2	0 - 0	2.8
1999	Denver	14 - 13	452	261	57.7	3,032	6.7	14	14	88	27 - 176	75.6
2000	Denver	10 - 10	336	216	64.3	2,688	8.0	19	4	61	17 - 139	102.9
2001	Denver	15 - 15	451	275	61.0	2,827	6.3	23	19	65t	38 - 241	78.5
2002	Denver	13 - 13	436	291	66.7	3,214	7.4	15	15	82t	34 - 237	85.6
2003	Miami	5 - 5	130	74	56.9	813	6.3	5	6	80t	12 - 83	69.2
2004	Tampa Bay	11 - 10	336	233	69.3	2,632	7.8	20	12	68	26 - 169	97.5
2005	Tampa Bay	6 - 6	174	112	64.4	1,136	6.5	7	7	80t	12 - 76	79.6
<b>CAREER</b>		<b>75 - 72</b>	<b>2,318</b>	<b>1,463</b>	<b>63.1</b>	<b>16,344</b>	<b>7.1</b>	<b>103</b>	<b>78</b>	<b>88</b>	<b>166 - 1,121</b>	<b>84.8</b>

**Record as Starter:** 39-33 (.542) - 1999 (4-9, .308), 2000 (7-3, .700), 2001 (8-7, .533), 2002 (8-5, .615), 2003 (3-2, .600), 2004 (4-6, .400), 2005 (5-1, .833)

Year	Team	Rush	Yds	Avg	Lg	TD
1998	Denver	4	-4	-1.0	0	0
1999	Denver	46	138	3.0	23	2
2000	Denver	29	102	3.5	18	1
2001	Denver	50	173	3.5	24	1
2002	Denver	37	107	2.9	13	1
2003	Miami	5	15	3.0	9	0
2004	Tampa Bay	30	17	0.6	7	0
2005	Tampa Bay	13	12	0.9	7	0
<b>CAREER</b>		<b>214</b>	<b>560</b>	<b>2.6</b>	<b>24</b>	<b>5</b>

**ADDITIONAL STATS:** Fumbles-Lost - 43-17: 1998 (1-0), 1999 (16-5), 2000 (5-3), 2001 (7-1), 2002 (2-0), 2003 (4-4), 2004 (6-3), 2005 (2-1). Receiving: 2004 (1-(-4))

#### SEASON / CAREER / PLAYOFF HIGHS

	2005	Career	Playoff
Attempts	42 at NYJ (10/9)	53 at BALT (9/30/02)	
Completions	27 at NYJ (10/9)	36 at SD (12/12/04)	
Passing Yards	302 vs. DET (10/2)	392 at SD (12/12/04)	
TD Passes	2, three times	3, 16 times	
Interceptions	3 vs. DET (10/2)	4 at IND (1/6/02)	
Longest Completion	80 vs. DET (10/2)	88 vs. GB (10/17/99)	

# The Players

## Brian Griese

### BRIAN GRIESE GAME-BY-GAME PASSING

#### 39-33 Regular Season Starting Record

#### 1998 DENVER BRONCOS

Date	W/L	Opp.	Att	Cmp	Yds	Pct.	TD	INT	Lg	Sk/Lst	Rtg
<i>Inactive as 3rd QB for Games 1-4, 6-9 and 11-16; DNP as Backup QB in Game 10</i>											
10/4	W	PHI	3	1	2	33.3	0	1	2	0-0	2.8
<b>Totals</b>	<b>0-0</b>		<b>3</b>	<b>1</b>	<b>2</b>	<b>33.3</b>	<b>0</b>	<b>1</b>	<b>2</b>	<b>0-0</b>	<b>2.8</b>

#### 1999 DENVER BRONCOS

Date	W/L	Opp.	Att	Cmp	Yds	Pct.	TD	INT	Lg	Sk/Lst	Rtg
9/13*	L	MIA	40	24	270	60.0	3	0	61	2-30	105.2
9/19*	L	at KC	16	11	107	68.8	0	1	19	2-16	61.2
9/26*	L	at TB	29	14	132	48.3	1	1	21	2-12	58.4
10/3*	L	NYJ	31	15	212	48.4	0	3	71	1-16	31.3
10/10*	W	at OAK	29	17	234	58.6	1	1	35	2-13	81.7
10/17*	W	GB	31	19	363	61.3	2	1	88	0-0	110.0
10/24*	L	at NE	38	25	316	65.8	1	0	41	3-7	100.3
10/31*	L	MIN	40	24	274	60.0	1	1	30	4-18	78.5
11/7	W	at SD	Did Not Play								
11/14	L	at SEA	Did Not Play								
11/22	W	OAK	14	6	60	42.9	0	0	24	1-2	55.7
12/5*	L	KC	36	20	227	55.6	0	1	34	2-19	63.1
12/13*	L	at JAX	33	21	275	63.6	2	2	57	1-7	84.8
12/19*	W	SEA	39	20	180	51.3	2	2	21	2-10	59.8
12/25*	W	at DET	30	22	171	73.3	1	1	21	1-6	84.2
1/2*	L	SD	46	23	211	50.0	0	0	20	4-20	62.9
<b>Totals</b>	<b>4-9</b>		<b>452</b>	<b>261</b>	<b>3032</b>	<b>57.7</b>	<b>14</b>	<b>14</b>	<b>88</b>	<b>27-176</b>	<b>75.6</b>

#### 2000 DENVER BRONCOS

Date	W/L	Opp.	Att	Cmp	Yds	Pct.	TD	INT	Lg	Sk/Lst	Rtg
<i>Inactive as 3rd QB for Games 4, 11-15 and Wild Card playoff</i>											
9/4*	L	at STL	29	19	307	65.5	2	0	47	4-33	123.8
9/10*	W	ATL	33	20	268	60.6	3	0	37	2-13	116.7
9/17*	W	at OAK	31	21	213	67.7	2	0	35	1-6	108.7
10/1*	L	NE	50	31	361	62.0	1	1	43	4-35	82.2
10/8*	W	at SD	40	27	235	67.5	3	0	25	2-27	107.8
10/15*	W	CLE	34	19	336	55.9	3	0	61	0-0	119.2
10/22*	L	at CIN	45	30	365	66.7	2	1	35	2-7	97.0
11/5*	W	at NYJ	35	22	327	62.9	2	1	49	1-10	100.5
11/13*	W	OAK	37	25	262	67.6	1	1	28	1-8	85.6
12/23*	W	SF	2	2	14	100.0	0	0	9	0-0	95.8
<b>Totals</b>	<b>7-3</b>		<b>336</b>	<b>216</b>	<b>2688</b>	<b>64.3</b>	<b>19</b>	<b>4</b>	<b>61</b>	<b>17-139</b>	<b>102.9</b>

#### 2001 DENVER BRONCOS

Date	W/L	Opp.	Att	Cmp	Yds	Pct.	TD	INT	Lg	Sk/Lst	Rtg
9/10*	W	NYG	29	21	330	72.4	3	0	39	0-0	144.3
9/23*	W	at ARI	31	22	242	71.0	3	0	34	1-8	126.0
9/30*	L	BAL	33	17	191	51.5	1	2	31	5-24	54.0
10/7*	W	KC	20	11	121	55.0	1	1	32	2-18	69.0
10/14*	L	at SEA	36	24	209	66.7	2	3	25	3-20	65.6
10/21*	L	at SD	41	26	212	63.4	1	2	18	4-30	64.3
10/28*	W	NE	30	19	283	63.3	2	2	65	2-14	88.6
11/5*	L	at OAK	32	22	221	68.8	2	2	19	4-24	82.9
11/11*	W	SD	31	21	224	67.7	2	0	32	3-3	110.1
11/18*	L	WASH	31	11	114	35.5	1	0	21	3-16	57.7
11/22*	W	at DAL	29	17	171	58.6	1	1	28	1-11	72.6
12/2*	L	at MIA	33	18	135	54.5	1	1	13	1-9	62.1
12/9	W	SEA	17	11	81	64.7	1	1	12	0-0	71.0
12/16	L	at KC	Inactive as 3rd QB								



# The Players

## Brian Griese

Griese

12/30	W	OAK	26	19	142	73.1	1	0	17	4-17	98.6
1/6*	L	at IND	32	16	151	50.0	1	4	20	5-47	34.2
<b>Totals</b>	<b>8-7</b>		<b>451</b>	<b>275</b>	<b>2827</b>	<b>61.0</b>	<b>23</b>	<b>19</b>	<b>65</b>	<b>38-241</b>	<b>78.5</b>

### 2002 DENVER BRONCOS

Date	W/L	Opp.	Att	Cmp	Yds	Pct.	TD	INT	Lg	Sk/Lst	Rtg
9/8*	W	STL	27	18	202	66.7	2	2	27	4-15	82.6
9/15*	W	at SF	19	14	119	73.7	2	0	16	4-21	124.7
9/22*	W	BUF	31	19	211	61.3	2	0	26	4-32	103.0
9/30*	L	at BAL	53	35	328	66.0	1	3	24	3-22	65.6
10/6*	W	SD	35	26	316	74.3	2	1	69	2-16	108.8
10/13*	L	MIA	46	27	335	58.7	1	2	52	3-36	70.5
10/20*	W	at KC	50	30	376	60.0	2	0	82	1-10	96.8
10/27*	W	at NE	23	18	229	78.3	1	1	40	2-14	104.5
11/11*	L	OAK	47	34	293	72.3	0	1	19	4-28	79.5
11/17*	L	at SEA	27	17	194	63.0	0	1	38	1-10	69.1
11/24	L	IND	Inactive as 3rd QB								
12/1	L	at SD	Did Not Play								
12/8*	L	at NYJ	37	28	266	75.7	1	1	22	2-8	92.8
12/15*	W	KC	26	18	297	69.2	1	1	66	2-12	104.2
12/22*	L	at OAK	15	7	48	46.7	0	2	15	2-13	14.7
12/29	W	ARIZ	Did Not Play								
<b>Totals</b>	<b>8-5</b>		<b>436</b>	<b>291</b>	<b>3214</b>	<b>66.7</b>	<b>15</b>	<b>15</b>	<b>82</b>	<b>34-237</b>	<b>85.6</b>

### 2003 MIAMI DOLPHINS

Date	W/L	Opp.	Att	Cmp	Yds	Pct.	TD	INT	Lg	Sk/Lst	Rtg
<i>Inactive as 3rd QB for Games 1-4; DNP as Backup QB for Games 5-6 and 12-16</i>											
10/27*	W	at SD	29	20	192	69.0	3	0	49	1-9	121.6
11/2*	L	IND	29	18	231	62.1	1	0	46	5-39	98.5
11/9*	L	at TEN	27	15	131	55.6	0	3	37	4-16	29.0
11/16*	W	BAL	32	13	126	40.6	0	1	17	0-0	39.3
11/23*	W	WASH	13	8	133	61.5	1	2	80	2-19	82.1
<b>Totals</b>	<b>3-2</b>		<b>130</b>	<b>74</b>	<b>813</b>	<b>56.9</b>	<b>5</b>	<b>6</b>	<b>80</b>	<b>12-83</b>	<b>69.2</b>

### 2004 TAMPA BAY BUCCANEERS

Date	W/L	Opp.	Att	Cmp	Yds	Pct.	TD	INT	Lg	Sk/Lst	Rtg
<i>Inactive as 3rd QB for Games 1-4 and 16</i>											
10/10	W	at NO	19	16	194	84.2	1	0	45	3-16	126.8
10/18*	L	at STL	40	27	286	67.5	2	1	44	2-9	94.4
10/24*	W	CHI	23	15	163	65.2	1	0	46	1-8	100.5
11/7*	W	KC	34	22	296	64.7	2	0	56	1-8	111.9
11/14*	L	at ATL	26	19	174	73.1	2	1	25	7-49	100.5
11/21*	W	SF	21	15	210	71.4	2	2	42	1-7	95.4
11/28*	L	at CAR	39	27	347	69.2	2	1	68	2-11	103.3
12/5*	W	ATL	21	13	131	61.9	1	1	36	3-16	75.7
12/12*	L	at SD	50	36	392	72.0	3	3	36	3-19	89.8
12/19*	L	NO	22	13	118	59.1	1	1	23	1-4	69.9
12/26*	L	CAR	41	30	321	73.2	3	2	22	2-22	99.7
<b>Totals</b>	<b>4-6</b>		<b>336</b>	<b>233</b>	<b>2632</b>	<b>69.3</b>	<b>20</b>	<b>12</b>	<b>443</b>	<b>26-169</b>	<b>97.5</b>

### 2005 TAMPA BAY BUCCANEERS

Date	W/L	Opp.	Att	Cmp	Yds	Pct.	TD	INT	Lg	Sk/Lst	Rtg
9/11*	W	at MIN	29	18	213	62.1	2	2	41	2-14	78.7
9/18*	W	BUF	22	16	136	72.7	0	0	34	1-9	88.4
9/25*	W	at GB	26	17	139	65.4	2	1	18	2-7	88.5
10/2*	W	DET	39	22	302	56.4	2	3	80	3-18	66.4
10/9*	L	at NYJ	42	27	226	64.3	0	1	26	3-25	68.2
10/16*	W	MIA	16	12	120	75.0	1	0	23	1-3	116.7
<i>Injured Reserve for Games 7-16</i>											
<b>Totals</b>	<b>5-1</b>		<b>174</b>	<b>112</b>	<b>1136</b>	<b>64.4</b>	<b>7</b>	<b>12</b>	<b>222</b>	<b>12-76</b>	<b>79.6</b>

\* denotes games started

# The Players

## Rex Grossman Quarterback



**Ht:** 6-1 **Wt:** 217

**Age:** 25

**College:** Florida

**Bears season:** 4

**NFL Season:** 4

**Acquired:** 1st round of the 2003 draft



# 8

**PRO CAREER:** Heads into his fourth NFL season as Chicago's starting QB for the third consecutive campaign while playing in the same offensive system in consecutive seasons for the first time since his college career... Missed time due to injury in each of his first 3 NFL seasons, has guided the Bears to a 4-3 record while starting 7 of 8 career games played... Made his post-season debut in 2005 while becoming the 2nd Bears QB to start a playoff game in 11 years... Directed the Bears offense to at least 10 points in 3 of 5 halves played in 2005 compared to 29 halves with other QBs where Chicago scored 10 points just 8 times... In his first 6 starts during his initial 2 seasons in the NFL (2003-04), the Bears offense averaged 80 more total yards per game than in games started by other QBs, highlighted by the 2004 offense that averaged 130 more total yards in his 3 starts... Became Chicago's 7th different opening-day starting QB in as many seasons when he started the 2004 campaign... Grossman led all rookie signal-callers drafted in 2003 with a .667 winning percentage and passer rating of 74.8 while helping the Bears post a 2-1 ledger in his starts... Dating back to 1952, he and Craig Krenzel are Chicago's only rookie QBs to win their first 2 starts (Krenzel, 3 in 2004) and the only one during that time to start and win while making his NFL debut... In 10 quarters of action as a rookie he generated 7 plays of 20 or more yards... Just the eighth QB ever drafted by the Bears in the first round and the fourth since 1951.

**CAREER TRANSACTIONS:** Entered NFL as a first-round selection (22nd overall) by Chicago in the 2003 NFL Draft... Signed contract (7/25/03). **SIGNED through 2007**

**2005 SEASON:** Finished season by playing in 2 regular season games and starting the Divisional Playoff after missing first 13 games while recovering from a broken ankle sustained during the pre-season... Completed 20-of-39 passes for 259 yards with 1 TD and 2 INTs during the regular season and led Bears by averaging 6.64 yards per pass attempt... Inactive Games 1-12; Played in Game 14; Started Game 15; DNP in Games 13, 16... Suffered broken ankle in preseason game at STL (8/12)... Inactive as third QB at TB (11/27); dressing for a regular-season game for first time since 9/26/04 at MIN... Elevated to No. 2 QB at PIT (12/11), but did not play... Appeared for first time in 27 games when he opened the 2nd half vs. ATL (12/18), leading Bears on two 3rd-quarter scoring drives on 9-of-16 passing for 93 yards... Made first start in 15 months at GB (12/25) and helped Bears clinch the NFC North title and first-round bye in playoffs by completing 11-of-23 passes for 166 yards with 1 TD and 1 INT... Made first career playoff start vs. CAR (1/15) in Divisional Playoff, throwing for 192 yards with 1 TD and 1 INT while completing 17-of-41 passes. **GAMES PLAYED-STARTED: 2-1**

**PREVIOUS SEASONS:** **2004** - Started first 3 games of the season and led Chicago in yards per pass attempt (7.23) and ranked 2nd among Bears QBs in completion pct. (56.0%), passing yards (607) and QB rating (67.9)... Sustained season-ending ACL injury in Week Three while diving for the goal line on his first career TD run... Threw for 227 yards on 16-of-35 passing with 0 TDs and 2 INTs vs. DET (9/12) in first season-opening start... Connected on 10-of-18 passes for 132 yards with 1 TD and 1 INT to win his first career start at GB (9/19)... Completed career high 21-of-32 passes for 248 yards and finished with a career-best 91.9 QB rating at MIN (9/26); rushed 3 times for 20 yards including 6-yard TD run in 4th quarter on which he suffered a season-ending knee injury. **2003** - Started final 3 games of the season for Chicago, becoming the first Bears rookie QB to win his first NFL start in 22 seasons and the franchise's first player to do so in his first 2 career starts dating back to 1952... Led Chicago in yards per pass attempt (6.07), INTs per attempt ratio (1.4%), passer efficiency rating (74.8) and tied for the team lead in TDs per attempt ratio (2.8%)... Started Games 14-16; DNP as



# The Players

## Rex Grossman

Grossman

backup QB in Games 6-8, 12-13; Inactive as third QB in Games 1-5, 9-11... Made NFL debut as starting QB vs. MIN (12/14), throwing for 157 yards on 13-of-30 passing with his first completion going to Desmond Clark for 11 yards; led Chicago to a FG on his first drive... Passed for career-high 249 yards on 19-of-32 passing vs. WASH (12/21) with 2 TDs and 1 INT, including a season-long 59-yard completion to Marty Booker for his first career TD pass; completed passes to 9 different receivers, 6 different on first 6 completions... Completed 6-of-10 passes for 31 yards in start at KC (12/28) before leaving in 2nd quarter due to finger injury.

**COLLEGE:** Finished career at Florida (1999-2002) among the all-time passing leaders at UF and the SEC while leading the Gators to 3 bowl games and a 23-9 overall record in 3 years as a starter... The 2001 Heisman trophy runner-up and AP National Player-of-the-Year concluded his career with 9,164 passing yards (3rd at UF, 5th in SEC), 677 completions (3rd at UF), 1,110 attempts (4th at UF), 77 TD passes (2nd at UF, 3rd in SEC) and the lowest career INT percentage in Gator history (3.24)... Also 2nd at UF with a 61.0 career completion percentage... Fifth sophomore in NCAA history to finish in the top two in Heisman voting... Led SEC in passing as a sophomore and junior while tossing an NCAA-record 55 TD passes... Started 32-of-37 games played at UF and threw for 300 yards a school-record 17 times... Second-team all-SEC as a junior started all 13 games and set school records with 287 completions and 503 attempts... Finished career with 21-of-41 passing for 323 yards and 2 TDs vs. Michigan in the Outback Bowl... Heisman runner-up earned recognition as a finalist for the Walter Camp National Player-of-the-Year Award, Maxwell College Player-of-the-Year Award and Davey O'Brien National QB-of-the-Year Award as a sophomore... Earned first-team all-SEC honors and SEC Offensive Player-of-the-Year award while throwing for a Gator-record 3,896 yards (2nd in SEC) and career-high 34 TDs (6th in SEC) while starting 11-of-12 games... Led NCAA in pass-efficiency rating (170.8), passing yards per game (354.2), yards per pass attempt (9.86) and yards per play (9.10)... Threw for over 300-plus yards in 10-of-11 games, the most 300-plus games in a season in UF history, and at least 3 TD passes in 7-of-11 games... As a redshirt freshman, became first freshman QB in UF history to be named first-team all-SEC while starting 8-of-12 games, including the Nokia Sugar Bowl... First freshman named MVP of SEC Championship Game following a regular season in which his pass-efficiency rating led the SEC, ranked 3rd nationally, ranked 3rd by a freshman in NCAA history and was the third-highest season total in UF history... Led SEC in TD passes, tying for most in the nation by a freshman and ranking as the second-best season total for a freshman in SEC history... Practiced on the scout team and did not see any game action as a true freshman... Majored in travel and tourism.

**PERSONAL:** Passed for 7,518 yards and 97 TDs at Bloomington South (Ind.) H.S. during his prep career... Led team to the 1998 state 5A title, passing for 3,080 yards and 44 TDs as a senior... Honored as the 1998 Indiana Player-of-the-Year by *USA Today* and Parade All-America team... Tabbed by several recruiting magazines as the top prep QB in the Midwest and among the top 15 in the nation... Ranked by National Recruiting Advisor among the top-5 players in the nation in its "pro-style QB" rating... Son of Daniel and Maureen Grossman... He and wife, Alison, married prior to the 2005 season... Father and grandfather, Rex, both played football at Indiana University.

### BEARS ROOKIE QB PERFORMANCES

#### In First NFL Start (1965-2005)

Quarterback	Date/Opponent	Result	Comp-Att-Yds	TD-INT	Rating
Kyle Orton	9/11/2005 at WASH	L, 9-7	15-28-141 (53.5)	0-1	52.8
Craig Krenzel	10/31/2004 vs. SF	W, 23-13	13-25-168 (52.0)	1-1	70.1
Rex Grossman	12/14/2003 vs. MIN	W, 13-10	13-30-157 (43.3)	0-0	60.0
Cade McNown	10/17/1999 vs. PHI	L, 16-20	17-33-255 (51.5)	1-2	62.1
Moses Moreno	11/29/1998 vs. TB	L, 17-31	18-41-153 (43.9)	1-0	62.3
Will Furrer	12/27/1992 at DAL	L, 14-27	9-23-89 (39.1)	0-3	11.2
Jim McMahon	11/21/1982 vs. DET	W, 20-17	16-27-233 (59.3)	2-3	72.5
Bob Avellini	11/30/1975 at GB	L, 7-28	9-25-109 (36.0)	0-3	10.7
Gary Huff	12/2/1973 vs. LARams	L, 0-26	9-19-99 (47.4)	0-0	58.9
Bobby Douglass	10/19/1969 at DET	L, 7-13	4-9-41 (44.4)	1-0	95.1

# The Players

## Rex Grossman

### Rex Grossman's NFL Statistics

#### REGULAR SEASON

Year	Team	GP-GS	Att	Cmp	Pct	Yds	Yds/Att	TD	Int	Lg	Sk-Yds	Rating
2003	Chicago	3 - 3	72	38	52.8	437	6.1	2	1	59t	4 - 41	74.8
2004	Chicago	3 - 3	84	47	56.0	607	7.2	1	3	40	5 - 22	67.9
2005	Chicago	2 - 1	39	20	51.3	259	6.6	1	2	54	1 - 9	59.7
<b>CAREER</b>		<b>8 - 7</b>	<b>195</b>	<b>105</b>	<b>53.8</b>	<b>1,303</b>	<b>6.7</b>	<b>4</b>	<b>6</b>	<b>59t</b>	<b>10 - 72</b>	<b>68.8</b>

Record as Starter: 4-3 (.571) - 2003 (2-1, .667), 2004 (1-2, .333), 2005 (1-0, 1.000)

Year	Team	Rush	Yds	Avg	Lg	TD
2003	Chicago	3	-1	-0.3	0	0
2004	Chicago	11	48	4.4	8	1
2005	Chicago	0	0	0.0	0	0
<b>CAREER</b>		<b>14</b>	<b>47</b>	<b>3.4</b>	<b>8</b>	<b>1</b>

#### POSTSEASON

Year	Team	GP-GS	Att	Cmp	Pct	Yds	Yds/Att	TD	Int	Lg	Sk-Yds	Rating
2005	Chicago	1 - 1	41	17	41.5	192	4.7	1	1	27	1 - 7	54.1

Year	Team	Rush	Yds	Avg	Lg	TD
2005	Chicago	1	5	5.0	5	0

#### SEASON / CAREER / PLAYOFF HIGHS

	2005	Career	Playoff
Attempts	23 at GB (12/25)	35 vs. DET (9/12/04)	41 vs. CAR (1/15/06)
Completions	11 at GB (12/25)	21 at MIN (9/26/04)	17 vs. CAR (1/15/06)
Passing Yards	166 at GB (12/25)	249 vs. WASH (12/21/03)	192 vs. CAR (1/15/06)
TD Passes	1 at GB (12/25)	2 vs. WASH (12/21/03)	1 vs. CAR (1/15/06)
Interceptions	1, two times	2 vs. DET (9/12/04)	1 vs. CAR (1/15/06)
Longest Completion	54 at GB (12/25)	59t vs. WASH (12/21/03)	27 vs. CAR (1/15/06)

#### REX GROSSMAN GAME-BY-GAME PASSING

##### 4-3 Regular Season Starting Record

##### 2003 CHICAGO BEARS

Date	W/L	Opp.	Att	Cmp	Yds	Pct.	TD	INT	Lg	Sk/Lst	Rtg
<i>DNP as Backup QB for Games 6-8, 12-13; 3rd QB for Games 1-5, 9-11</i>											
12/14*	W	MIN	30	13	157	43.3	0	0	39	1/12	60.0
12/21*	W	WASH	32	19	249	59.4	2	1	59t	2/11	91.8
12/28*	L	at KC	10	6	31	60.0	0	0	10	1/18	65.0
<b>Totals</b>	<b>2-1</b>		<b>72</b>	<b>38</b>	<b>437</b>	<b>52.8</b>	<b>2</b>	<b>1</b>	<b>59t</b>	<b>4/41</b>	<b>74.8</b>

##### 2004 CHICAGO BEARS

Date	W/L	Opp.	Att	Cmp	Yds	Pct.	TD	INT	Lg	Sk/Lst	Rtg
*9/12	L	DET	35	16	227	45.7	0	2	35	3/13	43.4
*9/19	W	at GB	18	10	132	55.6	1	1	31	1/7	74.3
*9/26	L	at MIN	31	21	248	67.7	0	0	40	1/2	91.9
<i>Injured Reserve for Games 4-16</i>											
<b>Totals</b>	<b>1-2</b>		<b>84</b>	<b>47</b>	<b>607</b>	<b>56.0</b>	<b>1</b>	<b>3</b>	<b>40</b>	<b>5/22</b>	<b>67.9</b>

##### 2005 CHICAGO BEARS

Date	W/L	Opp.	Att	Cmp	Yds	Pct.	TD	INT	Lg	Sk/Lst	Rtg
<i>DNP injured Games 1-10; 3rd QB for Games 11-12; Backup QB for Games 13, 16</i>											
12/18	W	ATL	16	9	93	56.3	0	1	22	0/0	47.1
12/25*	W	at GB	23	11	166	47.8	1	1	54	1/9	68.4
<b>Totals</b>	<b>2-1</b>		<b>39</b>	<b>20</b>	<b>259</b>	<b>51.3</b>	<b>1</b>	<b>2</b>	<b>54</b>	<b>1/9</b>	<b>59.7</b>
<b>POSTSEASON</b>											
1/15*	L	CAR	41	17	192	41.5	1	1	27	1/7	54.1
<b>Total</b>	<b>0-1</b>										



# The Players

C. Harris

## Chris Harris Safety



**Ht:** 6-0 **Wt:** 205

**Age:** 23

**College:** Louisiana-Monroe

**Bears season:** 2

**NFL Season:** 2

**Acquired:** 6th round of the 2005 draft



# 46

**PRO CAREER:** Stepped into the starting lineup in the second week of his rookie season en route to starting 13 of 14 games played... Recorded 3 INTs, most by a Bears safety since Mike Brown picked off 3 in 2002 and most by a Chicago rookie safety since Mark Carrier snagged a league-high 10 INTs in 1990.

**TRANSACTIONS:** Entered NFL as a sixth-round selection (181st overall) by Chicago in the 2005 NFL Draft... Signed 4-year contract with Bears (6/1/05). **SIGNED through 2008**

**2005 SEASON:** Entered starting lineup in second game of season and started 13-of-14 games played finishing with 70 tackles to rank 3rd in the secondary and 8th on the team... Added 3 INT, 1 sack, 3 TFLs, 8 PBUs and 1 fumble recovery... Inactive Games 13-14 with a knee injury... Made NFL debut at WASH (9/11) as a reserve safety posting 2 tackles and 1 special teams tackle... Made first NFL start vs. DET (9/18), tying for tops in the secondary with 8 tackles including 1 TFL... Recorded first NFL INT with a 44-yard return vs. MIN (10/16)... Led secondary at NO (11/6) with 8 tackles, 1 sack, 1 TFL, 1 PBU and 49-yard fumble return to set up TD... Left game in first half vs. GB (12/4) due to a knee injury... Returned to starting lineup at GB (12/25) and intercepted 2 passes... Led team with career-high 11 tackles vs. CAR (1/15) in Divisional Playoff. **GAMES PLAYED-STARTED: 14-13**

**COLLEGE:** Four-year starter at Louisiana-Monroe (2000-04) was a 3-time all-Sun Belt Conference selection with experience at FS and SS... Started all 45 games played during his career while intercepting 14 passes and recording 352 tackles (160 solos), 1 sack, 16 TFLs, 3 fumble recoveries, 5 forced fumbles and 13 PBUs... Recorded INT against Eli Manning of Ole Miss during his sophomore season... Earned team's Defensive Player-of-the-Week award after his collegiate debut, recording 13 tackles vs. Sam Houston... Majored in general studies.

**PERSONAL:** Attended J.A. Fair H.S. in Little Rock, Ark., playing football for coach Randy Rutherford... Only played 1 year of football after being in the band his first 3 years of high school... Turned down a band scholarship to play football in college... Had 106 tackles, 65 solos, 2 INTs and 2 forced fumbles as a senior to earn places on the all-metro and all-academic teams... Played safety and tight end on a 10-3 championship team... Son of Mr. and Mrs. Charles B. Harris, both retired educators... Born in Little Rock, Arkansas... One of several NFL players to travel with the USO in late-June to visit American military personnel stationed in Afghanistan.

### Chris Harris' NFL Statistics

#### REGULAR SEASON

Year	Team	GP-GS	Tkls-Solo	Sack-Yds	TFL	Int-Ret	PBU	FF	FR-Ret	STT
2005	Chicago	14-13	70-43	1-6	3	3-44	8	0	1-49	5

#### POSTSEASON

Year	Team	GP-GS	Tkls-Solo	Sack-Yds	TFL	Int-Ret	PBU	FF	FR-Ret	STT
2005	Chicago	1-1	11-9	0-0	0	0-0	0	1	0-0	0

#### SEASON / CAREER / PLAYOFF HIGHS

	2005	Career	Playoff
Tackles	10 vs. SF (11/13)	Same	11 vs. CAR (1/15/06)
Solos	6 vs. ATL (12/18)	Same	9 vs. CAR (1/15/06)
Interceptions	2 at GB (12/25)	Same	None

# The Players

## Tommie Harris Defensive Tackle



Ht: 6-3 Wt: 295

Age: 23

College: Oklahoma

Bears season: 3

NFL Season: 3

Acquired: 1st round of the 2004 draft



# 91

**PRO CAREER:** Selection as a starter for the 2006 Pro Bowl after just his second season made him the quickest Bears DT to be named an all-star since Wally Chambers played in the 1974 Pro Bowl as a rookie... Named to *Pro Football Weekly*/Professional Football Writers of America All-NFC Team and *Associated Press* All-Pro second team... Has started all 32 regular season games in his career, the 4th-longest current streak on the Bears and 3rd-longest on defense... Has recorded 6.5 sacks through his first 2 seasons, the 3rd-most sacks by a Bears DT in his first 2 years (J. Flanigan, 11, 1994-95; W. Perry, 10, 1985-86) since 1982... Became Bears first rookie defender since Mike Brown in 2000 to start all 16 games and was Chicago's first rookie D-lineman to open his career as a starter since 1999 (Russell Davis) and first rookie DT to do so since 1975 (Roger Stillwell)... His 3.5 sacks in 2004 were the most by a Bears rookie since 2000 (Brian Urlacher, 8)... Rookie recipient of 2004 Brian Piccolo Award as voted by his teammates.

**CAREER TRANSACTIONS:** Entered NFL as a first-round selection (14th overall) by Chicago in 2004 NFL Draft... Signed 5-year contract with Bears (7/29/04). **SIGNED through 2008**

**2005 SEASON:** Earned first Pro Bowl selection as the NFC's starting DT while also being tabbed a second-team All-Pro by the AP... Ranked 3rd on D-line and 8th on Bears with 59 tackles including 3 sacks, 7 TFLs, 2 forced fumbles and 2 fumble recoveries... Started Games 1-16 at DT - 1 of 4 Bears defenders to start every game... Started season opener for second straight year and tallied 3 tackles to go with first NFL fumble recovery at WASH (9/11)... Totaled 4 tackles vs. DET (9/18) and was member of defense that held Lions to 29 yards on 18 carries (1.6 avg.)... Recorded 5 tackles vs. CIN (9/25)... Notched 5 tackles including 1 sack and 1 TFL at CLE (10/9)... Registered 5 tackles including 1 sack and 1 TFL vs. MIN (10/16)... Tallied 3 tackles vs. BAL (10/23) and at DET (10/30)... Recorded 4 tackles at NO (11/6) with 1 TFL and forced a fumble... Credited with 7 tackles including 1 TFL vs. SF (11/13), his 25th career start... Registered 4 tackles including 1 sack and 1 TFL vs. CAR (11/20)... Notched 3 tackles at TB (11/27) and recovered fumble forced by Alex Brown on Bucs' 1-yard line that led to Bears TD on next play... Tallied 6 tackles including 2 TFLs vs. ATL (12/18)... Recorded 1 tackle for loss in Divisional Playoff vs. CAR (1/15). **GAMES PLAYED-STARTED: 16-16**

**PREVIOUS SEASON: 2004 --** Enjoyed productive rookie campaign, earning a starting spot in training camp and starting all 16 games... Compiled 58 tackles and 3.5 sacks to rank 3rd on Bears' D-line in both categories and added 6 TFLs and 1 forced fumble... Tied for 9th in NFL for most sacks by a rookie and tied for 2nd for sacks by a rookie DT... Finished NFL debut vs. DET (9/12) with 5 tackles... Registered 5 tackles including first NFL sack at MIN (9/26)... Recorded 2 tackles vs. PHI (10/3), including shared sack with rookie second-round pick Tank Johnson... Credited with 8 tackles including 1 TFL, tied for tops on D-line, vs. WASH (10/17)... Notched 6 tackles with 1 sack and 2 TFLs at TB (10/24)... Totaled 4 tackles with 1 sack at NYG (11/7), 1 of 8 sacks by Chicago in the game... Posted 4 tackles and forced a Chris Brown fumble recovered by R.W. McQuarters at TEN (11/14)... Registered 6 tackles including 1 TFL at DAL (11/25)... Recorded 2 tackles with 2 TFLs at JAX (12/12).

**COLLEGE:** Two-time first-team All-American and 3-time all-Big 12 DT during his 3-year career at Oklahoma (2001-03), starting 37 of 38 career games played while recording 94 tackles (49 solos), 9 sacks, 33 TFLs, 4 PBUs, 2 fumble recoveries and 1 forced fumble... Concluded career as a consensus first-team All-American, winner of the 2003 Lombardi Award as the nation's top interior lineman and



# The Players

## Tommie Harris

also a finalist for the Bednarik Award (top defensive player), Nagurski Award (Defensive Player-of-the-Year) and Walter Camp Player-of-the-Year Award... All-Big 12 first-teamer started the final 13 games as a junior, helping OU to the BCS National Championship game in the Sugar Bowl with 37 tackles including 10 TFLs and 5 sacks on the season... As a sophomore, the first-team All-American and consensus all-Big 12 first-team member was a finalist for the Lombardi and Bednarik Awards while battling through a nagging groin strain to post 25 tackles, 2 sacks, 6 TFLs, 16 QB pressures, 2 PBUs, 1 fumble recovery and start all 12 games... Burst into the scene as a true freshman, being chosen as a first-team All-American, a consensus all-Big 12 first-team pick and Freshman Defensive Player-of-the-Year... Started every game at right defensive tackle that season and earned a spot on the Big 12 Commissioner's Honor Roll while totaling 32 tackles, 2 sacks, 14 QB pressures and a school freshman record with 17 TFLs... Also won team awards as the top defensive newcomer and the top defensive lineman... Majored in university studies.

**PERSONAL:** Earned All-American accolades after posting 70 solo tackles and 9 sacks as a senior at Ellison H.S. in Killeen, Texas... Named first-team All-American by *USA Today*... Honored as a Prep Star Dream Team member and added Tom Lemming's Super Team and Super Prep's National Top 100 honors... Selected to play in the inaugural National High School Football All-Star Game and also attended the Nike Camp where he was selected MVP... Cousin of Detroit Lions G Stockar McDougle and Philadelphia Eagles DE Jerome McDougle... Son of Janie and Tommie Harris, Sr... Completed trip to Liberia with former NFL players Lee Roy and Dewey Selmon in May to build a school for an orphanage in a war-torn region of that country.

### Tommie Harris' NFL Statistics

#### REGULAR SEASON

Year	Team	GP-GS	Tkls-Solo	Sack-Yds	TFL	Int-Ret	PBU	FF	FR-Ret	STT
2004	Chicago	16-16	58-33	3.5-18	6	0-0	0	1	0-0	0
2005	Chicago	16-16	59-38	3.0-16	7	0-0	0	2	2-0	0
<b>CAREER</b>		<b>32-32</b>	<b>117-71</b>	<b>6.5-34</b>	<b>13</b>	<b>0-0</b>	<b>0</b>	<b>3</b>	<b>2-0</b>	<b>0</b>

#### POSTSEASON

Year	Team	GP-GS	Tkls-Solo	Sack-Yds	TFL	Int-Ret	PBU	FF	FR-Ret	STT
2005	Chicago	1-1	1-1	0-0	1	0-0	0	0	0-0	0

#### SEASON / CAREER / PLAYOFF HIGHS

	2005	Career	Playoff
Tackles	7 vs. SF (11/13)	8 vs. WASH (10/17/04)	1 vs. CAR (1/15/06)
Solos	6 vs. ATL (12/18)	Same	1 vs. CAR (1/15/06)
Sacks	1, three times	1, six times	None
Tackles For Loss	2 vs. ATL (12/18)	2, three times	1 vs. CAR (1/15/06)

### BEARS LEADING TACKLERS

Year	Name	Pos	Tackles	Year	Name	Pos	Tackles
2005	Brian Urlacher	LB	171	1989	Mike Singletary	LB	151
2004	Lance Briggs	LB	168	1988	Mike Singletary	LB	170
2003	Brian Urlacher	LB	153	1987	Dave Duerson	S	116
2002	Brian Urlacher	LB	214	1986	Gary Fencik	S	130
2001	Brian Urlacher	LB	148	1985	Gary Fencik	S	118
2000	Brian Urlacher	LB	165	1984	Mike Singletary	LB	116
1999	Barry Minter	LB	149	1983	Mike Singletary	LB	147
1998	Marty Carter	SS	159	1982	Gary Fencik	S	82
1997	John Mangum	FS	149	1981	Gary Fencik	S	135
1996	Marty Carter	SS	180	1980	Gary Fencik	S	125
1995	Marty Carter	SS	158	1979	Jerry Muckensturm	LB	111
1994	Joe Cain	LB	129	1978	Gary Fencik	S	130
1993	Dante Jones	LB	189	1977	Gary Fencik	S	133
1992	Mike Singletary	LB	135	1976	Don Rives	LB	165
1991	Mike Singletary	LB	124	1975	Doug Plank	S	123
1990	Mike Singletary	LB	151				

# The Players

## Michael Haynes Defensive Tackle



**Ht:** 6-4 **Wt:** 283

**Age:** 25

**College:** Penn State

**Bears season:** 4

**NFL Season:** 4

**Acquired:** 1st round of the 2003 draft



# 97

**PRO CAREER:** Has participated in 43 of 48 regular season games during his career, starting 4, while totaling 89 tackles with 5.5 sacks and 10 TFLs...

Ranked 3rd on Bears D-line from 2003-04 with 72 tackles while adding 4 sacks... Contributed to team-record 6 defensive TDs in 2004 by tallying his first career TD with a 45-yard return of his first career INT... Ranked among team leaders in sacks in 2003 while being among 3 rookies to participate in all 16 games... Among 11 players from Chicago's impressive 2003 draft class that made the team's active roster out of training camp.

**CAREER TRANSACTIONS:** Entered NFL as a first-round selection (14th overall) by Chicago in the 2003 NFL Draft... Signed 6-year contract with Bears (7/25/03). **SIGNED through 2008**

**2005 SEASON:** Participated in 11 games with Chicago, totaling 17 tackles with 1.5 sacks and 1 TFL while also contributing on special teams... Played as a reserve DE in Games 1-4, 6, 8-10, 14-16; Inactive Games 5, 7, 11-13 and Divisional Playoff... Participated as a reserve DE where he was credited with 3 tackles and also on special teams at WASH (9/11)... Registered season-high 4 tackles vs. DET (9/18) after taking over for injured Adewale Ogunleye at LDE... Tallied 3 tackles including 1 TFL and combined with Alfonso Boone for a sack vs. BALT (10/23)... Recorded 3 tackles including 1 sack vs. CAR (11/20). **GAMES PLAYED-STARTED: 11-0**

**PREVIOUS SEASONS: 2004 --** Played all 16 games for second consecutive year, starting the first 4 contests of his career... Tied for 7th on Bears with 2 sacks and ranked 5th on D-line with career-high 41 tackles... Started at LDE for injured Adewale Ogunleye in Games 6-7, 15-16... Added 7 TFLs, 1 forced fumble... Registered first sack of the year vs. DET (9/12) among 3 tackles as back-up DE... Recorded 3 tackles with 2 TFLs and a forced fumble at MIN (9/26); fumble was returned 24 yards by Hunter Hillenmeyer (13 yds) and Lance Briggs (11 yds)... Made first NFL start at TB (10/24), recording 5 tackles with 1 TFL... Totaled 7 tackles with 2 TFLs in second straight start at LDE vs. SF (10/31)... Recorded first career INT at TEN (11/14) and returned it 45 yards for first TD; the first TD by a Bears D-lineman since DE Shaun Lee returned a fumble for a TD at ATL (11/22/98)... Posted 3 tackles with 1 TFL and 1 sack as a reserve DE at DAL (11/25)... Tallied 5 tackles while starting at LDE vs. GB (1/2). **2003 --** Ranked 4th on Bears as a rookie with 2 sacks while playing as a reserve DE in all 16 games... Ranked 3rd among Bears rookies with 31 tackles... Recorded 3 tackles in NFL debut at SF (9/7)... Posted 3 tackles at MIN (9/14)... Tallied first NFL sack among 2 tackles at SEA (10/19)... Pressure QB vs. DET (10/26) led to INT by Charles Tillman... Registered 3 tackles, including 1 TFL, at DET (11/9)... Recorded 1 sack vs. STL (11/16) among 4 tackles... Posted 4 tackles and forced fumble vs. ARIZ (11/30)... Recorded 2 tackles at GB (12/7)... Registered 1 tackle vs. MIN (12/14)... Posted season-high 6 tackles and 1 TFL vs. WASH (12/21).

**COLLEGE:** The 2002 Big Ten Defensive Player-of-the-Year and first-team all-Big Ten at Penn State concluded his career (1998-2002) ranked 3rd on the school's all-time sacks list after establishing a career-high as a senior with a conference-leading 15 sacks... Started for 2 seasons at weak-side defensive end after spending his redshirt freshman season at FB... Finished career with 158 tackles, 101 solos, 25.5 sacks, 42 TFLs, 5 PBU's, a fumble recovery and a school record 8 forced fumbles... Earned Defensive MVP honors at the Senior Bowl after receiving first-team All-America honors from several publications... Finalist for the Ted Hendricks Award, given to the nation's premier DE... Won the Jim



# The Players

## Michael Haynes

Haynes

O'Hara Award from the coaching staff, presented annually to a defensive player for exemplary conduct, loyalty, interest, attitude and improvement... Started all 13 games as a senior, ranking 5th in the nation as he tied PSU's 23-year old single-season sack record and posted 23 TFLs among a career-high 80 tackles... Also set the school record with 7 forced fumbles while recording 6 multi-sack games... As a junior, started 10-of-11 contests and posted 41 tackles with 4 sacks and 11 TFLs... Played all 12 games as a sophomore, starting twice at LDE and recording 31 tackles, with 7 TFLs and a team-high equaling 6 sacks... Shifted to DE from FB in the spring before his redshirt freshman season in which he played in 9 games, earning Academic All-Big Ten honors while recording 6 tackles... Graduated in May 2003 with a degree in animal sciences.

**PERSONAL:** Concluded prep career with 1 year at Northern Burlington (N.J.) Regional H.S. after 3 years at Balboa (Panama City) H.S. while both parents finished their military careers... Played on both sides of the ball as a senior, recording over 100 tackles on defense while averaging over 9.0 yards per carry and catching 17 passes for 366 yards at FB en route to earning All-South Jersey by the Camden Courier-Post and first-team All-Burlington County... Picked to play in 1998 Governor's Bowl, pitting New Jersey against New York... Team MVP, All-District and All-Conference as a senior... A goalie on the soccer team for 1 year and played volleyball for 2 seasons while at Balboa... Father, Michael, was in the Air Force, while his mother, Catherine, was in the Army... Has lived all over the world, including Pennsylvania, New York, Hawaii, Washington, New Jersey and Panama... Born Michael Washington Augustus Haynes Jr. in Brooklyn, N.Y... An aspiring veterinarian who has owned many pets during his life, including piranha, turtles and a pair of boa constrictors... During summer break in college, served internships with the Center for Wildlife Care (Lemont, Pa.) and Reptiland (Allenwood, Pa.)... Spent his first NFL off-season beginning graduate studies toward a master's degree in zoo and aquarium management through George Mason University... Previous community involvement has been highlighted by handing out turkeys with the rest of the Bears defensive linemen at a pre-Christmas turkey giveaway for Chicagoland families in need... He and wife, Stacy, have 1 daughter.

### Michael Haynes' NFL Statistics

#### REGULAR SEASON

Year	Team	GP-GS	Tkls-Solo	Sack-Yds	TFL	Int-Ret	PBU	FF	FR-Ret	STT
2003	Chicago	16-0	31-20	2-8	2	0-0	1	1	0-0	0
2004	Chicago	16-4	41-29	2-7	7	1-45t	0	1	0-0	0
2005	Chicago	11-0	17-6	1.5-5	1	0-0	0	0	0-0	0
<b>CAREER</b>		<b>43-4</b>	<b>89-55</b>	<b>5.5-20</b>	<b>10</b>	<b>1-45t</b>	<b>1</b>	<b>2</b>	<b>0-0</b>	<b>0</b>

**ADDITIONAL STATS:** Touchdowns - 1: 45-yard INT return at TEN (Nov. 14, 2004)

#### SEASON / CAREER / PLAYOFF HIGHS

	2005	Career	Playoff
Tackles	4 vs. DET (9/18)	7 vs. SF (10/31/04)	
Solos	3 vs. CAR (11/20)	5 vs. SF (10/31/04)	
Sacks	1 vs. CAR (11/20)	1, five times	
Tackles For Loss	1 vs. BALT (10/23)	2, two times	

### PACESETTERS

#### Notable Bears First Three Season Tackle Totals

Player	1st Year-Tkls	2nd Year-Tkls	3rd Year-Tkls	3-Year Total
Brian Urlacher	2000-165	2001-148	2002-214	527
Lance Briggs	2003-81	2004-168	2005-170	419
Tony Parrish	1998-111	1999-124	2000-101	336
Doug Plank	1975-123	1976-132	1977-71	326
Mike Brown	2000-118	2001-86	2002-111	315
Mark Carrier	1990-122	1991-93	1992-89	304
Mike Singletary	1981-72	1982-71	1983-148	291
Gary Fencik	1976-15	1977-133	1978-130	278
Dan Hampton	1979-70	1980-73	1981-68	211
Wilber Marshall	1984-19	1985-78	1986-105	202
William Perry	1985-31	1986-84	1987-55	170
Dave Duerson	1983-49	1984-32	1985-64	145
Otis Wilson	1980-15	1981-81	1982-40	136
Richard Dent	1983-12	1984-39	1985-38	89

# The Players

## Hunter Hillenmeyer Linebacker



Ht: 6-4 Wt: 238

Age: 25

College: Vanderbilt

Bears season: 4

NFL Season: 4

Acquired: Waived free agent in 2003 (GB)



# 92

**PRO CAREER:** The underappreciated third member of Chicago's renowned starting linebacker trio has developed into a full-time starter the last 2 seasons while playing next to Pro Bowlers Brian Urlacher and Lance Briggs... A sure tackler throughout his football career, he ranks as the Bears third-leading tackler over the last 2 seasons... Has started 23 games during that span, 16 at SLB including a career-high 12 in 2005... Appeared in every game in 2004 and set a career-high with 90 tackles while starting 11 games, 4 at SLB and 7 at MLB for injured Urlacher... Became second Bear in as many seasons to lead the team in tackles in his first NFL start after Briggs did so in 2003... A solid special teams performer throughout his career who is tied for 6th among active Bears with 26 career special teams tackles... His career-high 12 special teams tackles as a rookie helped solidify Chicago's special teams as he signed with the Bears after being waived by Green Bay.

**CAREER TRANSACTIONS:** Entered NFL as a fifth-round selection (166th overall) by Green Bay in the 2003 NFL Draft... Waived by the Packers (9/10/03)... Signed to Chicago's practice squad (9/13/03)... Elevated to Bears active roster (10/2/03). **SIGNED through 2006**

**2005 SEASON:** Ranked 7th on Chicago with 71 tackles including 5 TFLs, 1 sack, 1 INT and 2 PBUS while starting 12 of the first 13 games at SLB before a thumb injury sidelined him for the final 3 regular season games... Ranked 7th on Bears with 9 special teams tackles... Played in Games 1-13 - starting at SLB in Games 1-2, 4-13; Inactive for Games 14-16 with thumb injury... Started first career season opener at WASH (9/11), registering 2 tackles... Tallied 6 tackles including 1 TFL and 1 special teams tackle vs. CIN (9/25); did not start as defense opened in nickel package... Tied for 3rd on team with 9 tackles at CLE (10/9) and 7 tackles vs. MIN (10/16)... Notched 5 tackles vs. BAL (10/23)... Recorded team with 9 tackles including 1 TFL at DET (10/30)... Tallied 7 tackles including 1 sack at NO (11/6) and first career INT... Registered 6 tackles including 1 TFL vs. SF (11/13)... Credited with 7 tackles at TB (11/27) and tied for team-high honors with 3 special teams tackles... Suffered thumb injury vs. GB (12/4) but returned to record 5 tackles... Recorded 6 tackles at PIT (12/11)... Returned to starting lineup and ranked 4th on team with 8 tackles vs. CAR (1/15/06) in Divisional Playoff. **GAMES PLAYED-STARTED: 13-12**

**PREVIOUS SEASONS:** 2004 -- Started 11 games while appearing in a career-high 16 and establishing career-highs with 90 tackles and 2.5 sacks, ranking 4th and 5th on the Bears, respectively... Led team in tackles in 2 games and recorded 1 forced fumble, 1 fumble recovery, 1 PBU and 5 special teams tackles... Started Games 3-4, 10-11, 14-16 at MLB for injured Urlacher and Games 5, 8-9 and 12 at SLB... Recorded 2 special teams tackles at GB (9/19)... First NFL start came at MLB for injured Urlacher at MIN (9/26) and led team with 8 tackles, 1 TFL and returned a fumble 13 yards before a lateral to Briggs for 11 yards... Career-high 13 tackles with 1 TFL vs. PHI (10/3) in second straight start at MLB... Made 1 tackle in first career start at SLB vs. WASH (10/17)... Tallied 9 tackles with 1 TFL at TB (10/24) and forced Mike Alstott fumble recovered by Mike Green... Totaled 4 tackles at TEN (11/14) and sacked QB Billy Volek at TEN 5-yard line in overtime to help set up game-winning sack and safety on next play... Started at MLB for Urlacher vs. IND (11/21) and posted 10 tackles... Tied for team-high with 11 tackles including 1 TFL at DAL (11/25)... Returned to MLB for Urlacher vs. HOU (12/19) and recorded 6 tackles with 1 sack... Started at MLB at DET (12/26) and tallied 9 tackles. 2003 -- Tied for 5th on Chicago with 12 special teams tackles as a rookie, playing 13 games on special teams... Joined Bears practice squad in Week 2 after being waived by Green Bay... Elevated to active roster and made



# The Players

## Hunter Hillenmeyer

Hillenmeyer

his NFL debut vs. OAK (10/5), equaling the team lead with 2 special teams tackles... Subbed at MLB for Urlacher on 1 series at DEN (11/13); posted 2 special teams tackles and 1 forced fumble... Tied season-high with 2 special teams tackles at GB (12/7)... Ended season with 1 special teams tackle vs. MIN (12/14) and at KC (12/28).

**COLLEGE:** Four-year letterwinner at Vanderbilt (1999-2002) saw action in 45 games, starting the final 23 (every contest from 2000-02) and tallying 249 tackles (165 solos), 6.5 sacks, 7 PBUs, 4 fumble recoveries and 2 forced fumbles... As a senior, was 1 of 6 Division I-A football National Scholar-Athletes earned first-team all-SEC and first-team Academic All-America honors while leading nation in tackles per game (14.0)... Also led SEC and among the nation's leaders in total tackles (168) and solo tackles (116)... Switched to MLB in a 4-3 defense for his senior season after playing 3 years at OLB in a 3-4 defense, christening his new position with 13 stops at Georgia Tech... Started all 11 games as a junior, finishing 2nd on Vandy with 72 tackles... As a sophomore, played in all 11 games as a reserve LB, recording 6 tackles, 1 TFL, 1 fumble recovery and 1 PBU... Played all 11 games as a true freshman, contributing mostly on special teams, and totaled 3 tackles... The former TE caught a pass on a fake FG at Duke... Graduated with a double major (economics and human and organizational development) and 3.8 GPA.

**PERSONAL:** Two-time all-state, all-region and all-district selection at Nashville's Montgomery Bell Academy playing LB, DE, TE and P... Metro MVP and finalist for 'Mr. Football' as a senior (1998)... Won state titles his senior year in football and track... Lettered 3 years in football, 3 years in track and 2 years in tennis... Worked during college with the Boys and Girls Clubs and Special Olympics... Born Hunter Taverner Hillenmeyer in Nashville... Father, Henry, owns a chain of Nashville restaurants and was on the basketball and crew teams at Yale... The youngest of 5 boys, his older brother, Taylor, played golf at the University of Miami (Fla.).

### Hunter Hillenmeyer's NFL Statistics

#### REGULAR SEASON

Year	Team	GP-GS	Tkls-Solo	Sack-Yds	TFL	Int-Ret	PBU	FF	FR-Ret	STT
2003	Chicago	13-0	0-0	0-0	0	0-0	0	0	0-0	12
2004	Chicago	16-11	90-50	2.5-17.5	4	0-0	1	1	1-13	5
2005	Chicago	13-12	71-38	1-11	5	1-0	2	0	0-0	9
<b>CAREER</b>		<b>42-23</b>	<b>161-88</b>	<b>3.5-28.5</b>	<b>9</b>	<b>1-0</b>	<b>3</b>	<b>1</b>	<b>1-13</b>	<b>26</b>

#### POSTSEASON

Year	Team	GP-GS	Tkls-Solo	Sack-Yds	TFL	Int-Ret	PBU	FF	FR-Ret	STT
2005	Chicago	1-1	8-6	0-0	0	0-0	0	0	0-0	0

#### SEASON / CAREER / PLAYOFF HIGHS

	2005	Career	Playoff
Tackles	9, two times	13 vs. PHI (10/3/04)	8 vs. CAR (1/15/06)
Solos	6 at DET (10/30)	7 vs. PHI (10/3/04)	6 vs. CAR (1/15/06)
Sacks	1 at NO (11/6)	1, three times	None
Tackles For Loss	2 vs. MIN (10/16)	2 vs. MIN (10/16/05)	None
Interceptions	1 at NO (11/6)	1 at NO (11/6/05)	None
Special Teams Tackles	3 at TB (11/27)	3 at TB (11/27/05)	None

### ATTENDANCE RECORDS

Two of the NFL's 11-biggest single-game attendance totals have occurred at games involving the Chicago Bears.

The then-defending World Champs squared off against the College All-Stars on August 22, 1947, at Soldier Field, in front of 105,840—the third-highest total in NFL history, and the highest in a game played within U.S. borders. The 1942 College All-Star game at Soldier Field drew 101,100 fans—11th all-time.

The Cowboys and Oilers played in front of 112,376 paying customers in a pre-season game in Mexico City (August 15, 1994) for the NFL attendance mark.

# The Players

## Israel Idonije

### Defensive End



**Ht:** 6-6 **Wt:** 270

**Age:** 25

**College:** Manitoba

**Bears season:** 3

**NFL Season:** 3

**Acquired:** Waived free agent in 2003 (CLE)



# 71

**PRO CAREER:** Participated in 26 games over last 2 years, recording 37 tackles, 2 sacks, 3 TFLs, 1 PBU and 7 special teams tackles... Joined Chicago's practice squad during the second half of the 2003 season after beginning his NFL career with Cleveland.

**CAREER TRANSACTIONS:** Entered NFL as an undrafted free agent, signing with Cleveland (5/5/03)... Waived/injured by the Browns (9/30/03)... Signed to Chicago's practice squad (11/18/03)... Signed to reserve/futures list (12/30/03) and allocated to NFL Europe (2/18/04)... Signed offer sheet with Buffalo that was matched by Chicago (3/22/06)... Signed 4-year contract with Bears (3/27/06). **SIGNED through 2009**

**2005 SEASON:** Recorded 16 tackles with 1 sack, 1 TFL and added 6 special teams tackles while starting 1 of the 11 games played... Participated on special teams and as a reserve DL in Games 5-9, 11-16; Inactive Games 1-4, 10. **GAMES PLAYED-STARTED: 11-1**

**PREVIOUS SEASONS: 2004 --** Participated in 15 games as a reserve D-lineman and on special teams recording 21 tackles including 1 sack, 2 TFLs and adding 1 special teams tackle... Tallied first NFL sack vs. SF (10/31). **2003 --** Finished rookie season on Chicago's practice squad after beginning the campaign with Cleveland before being waived injured... Member of Bears practice squad for Weeks 12-17.

**COLLEGE:** As a senior in 2002, led Manitoba Bisons with career-high 9 sacks and 31 tackles en route to team MVP honors... Also named Canada West All-Star, CIS first-team All-Canadian selection, Manitoba Male Athlete-of-the-Year and the 2002 Canada West J.P. Metras Trophy winner, for outstanding lineman in Canadian University Football... Majored in arts.

**PERSONAL:** Named the winner of the H.L. Krug Crawford Award, emblematic of sporting excellence in Western Manitoba, making him the first-ever football player to receive the recognition... Named the Manitoba Male Athlete-of-the-Year by the Manitoba Sportswriters and Sports Broadcasters Association in 2002... Born in Lagos, Nigeria.

## Israel Idonije's NFL Statistics

### REGULAR SEASON

Year	Team	GP-GS	Tkls-Solo	Sack-Yds	TFL	Int-Ret	PBU	FF	FR-Ret	STT
2003	Cleve./Chi.	INJURED RESERVE / PRACTICE SQUAD								
2004	Chicago	15-0	21-13	1-13	2	0-0	0	0	0-0	1
2005	Chicago	11-1	16-10	1-8	1	0-0	1	0	0-0	6
<b>CAREER</b>		<b>26-1</b>	<b>37-23</b>	<b>2-21</b>	<b>3</b>	<b>0-0</b>	<b>1</b>	<b>0</b>	<b>0-0</b>	<b>7</b>

### POSTSEASON

Year	Team	GP-GS	Tkls-Solo	Sack-Yds	TFL	Int-Ret	PBU	FF	FR-Ret	STT
2005	Chicago	1-0	0-0	0-0	0	0-0	0	0	0-0	1

### SEASON / CAREER / PLAYOFF HIGHS

	2005	Career	Playoff
Tackles	4 vs. MIN (10/16)	6 vs. GB (1/2/05)	None
Solos	3 vs. MIN (10/16)	4 vs. GB (1/2/05)	None
Sacks	1 vs. MIN (10/16)	1, two times	None
Tackles For Loss	1 vs. MIN (10/16)	1, three times	None
Special Teams Tackles	2 vs. ATL (12/18)	Same	1 vs. CAR (1/15/06)



## Leon Joe

### Linebacker

Ht: 6-1 Wt: 230

Age: 24

College: Maryland

Bears season: 2

NFL Season: 3

Acquired: Waived free agent in 2005 (ARI)



# 53

Joe

**PRO CAREER:** Ranked 2nd on Bears with a career high total special teams tackles in 2005... Came back to Chicago in 2005 training camp after being waived by Arizona... Cardinals had claimed him off waivers from the Bears the previous season... After making his NFL debut with Chicago in the 2004 season opener, finished his rookie season seeing limited playing time with Arizona.

**CAREER TRANSACTIONS:** Entered NFL as a fourth-round selection (112th overall) by Chicago in the 2004 NFL Draft... Signed contract with Bears (6/9/04)... Waived by Chicago (9/15/04)... Claimed off waivers by Arizona (9/16/04)... Waived by Cardinals (7/28/05)... Claimed by Bears (7/29/05). **SIGNED through 2007**

**2005 SEASON:** Ranked 2nd on Bears with 21 special teams tackles while playing a career-high 14 games... Played in Games 3-16, starting Game 15; Inactive Games 1-2... Made season debut in place of injured Joe Odom vs. CIN (9/25)... Tallied first 2 tackles in NFL career as a reserve LB vs. MIN (10/16)... Made first NFL start at SLB, posting 4 tackles at GB (12/25)... Led team with career-high 9 tackles at MIN (1/1). **GAMES PLAYED-STARTED: 14-1**

**PREVIOUS SEASON: 2004** -- Participated in 5 games between Chicago and Arizona as a rookie reserve LB and special teams player... Played Game 1 with the Bears and Games 3, 5, 10 and 14 with the Cardinals... Opened season with Chicago and made NFL debut vs. DET (9/12) on special teams... Joined Cardinals the next week and made Arizona debut at ATL (9/26).

**COLLEGE:** Three-year starter at Maryland (1999-2003) started the last 37 games in which he appeared while totaling 322 tackles (200 solos), 22.5 TFLs, 3 sacks, 2 INTs, 5 PBU's, 1 fumble recovery and 1 forced fumble... Honorable mention All-American by *Street & Smith's* and an all-ACC second-team choice by The NFL Draft Report as a senior... Majored in criminal justice.

**PERSONAL:** Played both outside and inside LB as well as FB at Friendly H.S. in Fort Washington, MD... All-region selection by Super Prep and Prep Star after recording 165 tackles (88 solos) and 10 sacks in senior season... Scored 4 TDs as a FB, including a 95-yarder in the state semi-finals... Capped off prep career by leading team to the 3A state championship, the county's first state title in 10 years... Born Leon Maurice Joe to Leslie Bishop-Joe and Clarence Joe.

### Leon Joe's NFL Statistics

#### REGULAR SEASON

Year	Team	GP-GS	Tkls-Solo	Sack-Yds	TFL	Int-Ret	PBU	FF	FR-Ret	STT
2004	Chi./Ariz.	5-0	0-0	0-0	0	0-0	0	0	0-0	1
2005	Chicago	14-1	18-11	0-0	0	0-0	0	0	0-0	21
<b>CAREER</b>		<b>19-1</b>	<b>18-11</b>	<b>0-0</b>	<b>0</b>	<b>0-0</b>	<b>0</b>	<b>0</b>	<b>0-0</b>	<b>22</b>

#### POSTSEASON

Year	Team	GP-GS	Tkls-Solo	Sack-Yds	TFL	Int-Ret	PBU	FF	FR-Ret	STT
2005	Chicago	1-0	1-0	0-0	0	0-0	0	0	0-0	0

# The Players

## Bryan Johnson

### Fullback

Ht: 6-1 Wt: 244

Age: 28

College: Boise State

Bears season: 3

NFL Season: 6

Acquired: Trade with Washington in 2004



# 47

**PRO CAREER:** Veteran fullback provides Chicago with a productive lead-blocker and reliable receiver out of the backfield... Started 36 of 68 career games played for Redskins and Bears registering 52 receptions for 384 yards with 2 TDs and has rushed 4 times for 10 yards... Played in 61 consecutive games from 2000-04 before a foot injury that forced him to the injured reserve list snapped the streak... Ranks as the leader among all current Bears with 72 career special teams tackles... Acquired by Chicago via trade during the 2004 off-season for the Bears 2004 sixth-round draft selection... Made successful switch back to FB - his position in high school - prior to his rookie season with Redskins after a solid career as a college LB.

**CAREER TRANSACTIONS:** Entered NFL as an undrafted free agent, signing with Washington (8/28/00)... Re-signed with Redskins (4/29/03)... Traded to Chicago (3/29/04) from Washington for a sixth-round draft choice. **SIGNED through 2007**

**2005 SEASON:** Missed first 7 games while recovering from a foot injury that caused him to miss 2 games later in the season and Divisional Playoff contest... Caught 5 passes for 15 yards and rushed for 5 yards on only carry of season... On Bears Physically Unable to Perform list for Games 1-7; Played in Games 8-13, 15 - starting Games 9-13, 15; Inactive for Games 14 and 16... Placed on PUP list on Aug. 30 while recovering from his foot injury... Activated on Nov. 5 and played as a reserve FB at NO (11/6)... Caught 2 passes for 2 yards and rushed once for career-long 5 yards vs. SF (11/13)... Started at FB vs. CAR (11/20) and caught 2 passes for 6 yards... Started at PIT (12/11) and gained 7 yards on lone reception but left game due to injury... Started at GB (12/25) but left game due to injury. **GAMES PLAYED-STARTED: 7-6**

**PREVIOUS SEASONS:** 2004 -- Played first 12 games of season with Chicago, starting 6, before a foot injury caused him to miss the last 4 games while finishing the campaign on injured reserve... Started Games 1, 3-5, 8, 10 and did not start other 6 games because offense opened up in either 2-TE or 3-WR sets... Scored first 2 TDs of career to tie for the team lead in receiving TDs... Snagged 14 passes, second-most of career, for 55 yards and added 7 special teams tackles... Made Bears debut vs. DET (9/12) as starting FB, catching 1 pass for 4 yards... Caught first NFL TD on 11-yard pass from Rex Grossman at GB (9/19) while blocking for Thomas Jones' season-high 152 rushing yards... Totaled 11 yards on 4 catches vs. PHI (10/3) with a 2-yard TD catch... Grabbed 3 passes for 5 yards vs. SF (10/31)... Started at FB gaining 1 yard on 1 catch at NYG (11/7) while helping Anthony Thomas gain 110 yards rushing and 2 TDs. 2003 -- Starting FB for 11 games with Washington while equaling his career high of 16 games played, missing only starts when the Redskins opened in 3-WR or 2-TE sets... Started Games 2-4, 7-10, 12 and 14-16... Tied for 2nd among team's FBs and TEs with 9 catches for 71 yards while rushing twice for 5 yards... Caught 1 pass for 4 yards vs. NYJ (9/4)... Made first start of season at ATL (9/14), totaling 2 catches for 13 yards and 2 special teams tackles... Team-high 3 special teams tackles vs. NYG (9/21); added 3-yard catch... Recovered onside kick with 1:13 remaining at PHI (10/5) that led to a Redskins TD; added 2 special teams tackles... Career-high 4 special teams tackles at BUF (10/19); added 4-yard catch... Recorded 12-yard reception and 1 special teams tackle at DAL (11/2)... Returned kickoff 15 yards at MIA (11/23)... Caught 2 passes for 14 yards vs. NO (11/30)... Recorded a 19-yard reception and 2 special teams tackles at NYG (12/7)... Had 1 special teams tackle vs. DAL (12/14), at CHI (12/21) and vs. PHI (12/27). 2002 -- Established career-high with 12 starts in 16 games played while leading the Redskins with 21 special teams tackles... Ranked 7th on team with career-high



# The Players

## Bryan Johnson

B. Johnson

15 receptions for 114 yards... Made 2 catches for 17 yards vs. ARIZ (9/8)... Posted 2 catches for 14 yards vs. PHI (9/16) on *Monday Night Football*... Caught 3 balls for 28 yards at TEN (10/6) and recorded no gain on his only rush of the season... Registered 2 special teams tackles at SEA (11/3)... Caught 2 passes for 18 yards at JAX (11/10)... Caught 16-yard pass vs. STL (11/24) while leading way for Stephen Davis' 3 rushing TDs... Caught 3 passes for 17 yards at DAL (11/28) on Thanksgiving Day. 2001 - Recorded career-high 23 special teams tackles with Washington while appearing in all 16 games for the first time in his career, starting 1 game... Forced 2 fumbles while playing on punt and kickoff coverage teams... Caught 9 passes for career-high 129 yards and served as the lead-blocker for NFC rushing champion Stephen Davis... Caught 2 pass for 47 yards vs. CAR (10/21) including first career catch... Made first NFL start vs. PHI (12/16). 2000 - Spent first 15 games of his rookie season on the Redskins practice squad before being activated for season finale... Made NFL debut on special teams vs. ARIZ (12/24), making 1 tackle.

**COLLEGE:** Three-year starter made 266 tackles at LB during his career at Boise State (1996-99)... Led Broncos in tackles each season, making 105 as a senior when he was named first-team all-Big West and a Dick Butkus Award candidate... Named second-team all-Big West as a junior with 76 tackles... Posted 85 as a sophomore in his first season after being moved to LB... Played FB and TE as a true freshman, catching 15 passes for 271 yards and 3 TDs... Majored in business management.

**PERSONAL:** All-state FB and TE at Highland H.S. made 36 catches for 650 yards and 7 TDs as a senior... He and his wife, Heather, have a daughter, Olivia, and 2 sons, Luke and Andrew... Enjoys traveling with his family and outdoor activities in his spare time... Cites his father as his role model growing up.

### Bryan Johnson's NFL Statistics

#### REGULAR SEASON

Year	Team	GP-GS	Rush	Yds	Avg	Lg	TD	Rec	Yds	Avg	Lg	TD
2000	Washington	1-0	0	0	-	-	0	0	0	-	-	0
2001	Washington	16-1	0	0	-	-	0	9	129	14.3	32	0
2002	Washington	16-12	1	0	0.0	0	0	15	114	7.6	23	0
2003	Washington	16-11	2	5	2.5	4	0	9	71	7.9	25	0
2004	Chicago	12-6	0	0	-	-	0	14	55	3.9	14	2
2005	Chicago	7-6	1	5	5.0	5	0	5	15	3.0	7	0
<b>CAREER</b>		<b>68-36</b>	<b>4</b>	<b>10</b>	<b>2.5</b>	<b>5</b>	<b>0</b>	<b>52</b>	<b>384</b>	<b>7.4</b>	<b>32</b>	<b>2</b>

**ADDITIONAL STATS:** Special Teams Tackles -- 72: 2000 (1), 2001 (23), 2002 (21), 2003 (20), 2004 (7), 2005 (0). Kickoff Returns -- 2003 (1 for 15).

#### SEASON / CAREER / PLAYOFF HIGHS

	2005	Career	Playoff
Receptions	2, two times	4 vs. PHI (10/3/04)	
Receiving Yards	7 at PIT (12/11)	47 vs. CAR (10/21/01)	
Longest Reception	7 at PIT (12/11)	32 vs. CAR (10/21/01)	
Special Teams Tackles	None	4 at BUF (10/19/03)	

### OFFENSE INSIDE-THE-20

Assisted by a ball-hawking and play-making defense, the Bears offense took advantage of a league-high nine drives that began inside their opponent's 20-yard line to rank sixth in the NFL with 105 points off turnovers in 2005. Chicago scored just 74 points off turnovers in 2004. The Bears offense showed quick-strike abilities during the regular season as well, scoring the eighth-most points in the league off turnovers in less than four plays with 58. The Bears registered just 21 points on one of their first three plays following a turnover in 2004.

# The Players

## Tank Johnson

### Defensive Tackle



# 99

**Ht:** 6-3 **Wt:** 300

**Age:** 24

**College:** Washington

**Bears season:** 3

**NFL Season:** 3

**Acquired:** 2nd round of the 2004 draft

**PRO CAREER:** 1 of just 5 Bears defenders to play in all 32 games (5 starts) during the past two seasons... Tied for 7th among NFL D-tackles with a career-high 5 sacks in 2005, the most sacks by a Bears DT since Jim Flanigan notched 6 sacks in 1999... His start in 2004 alongside fellow rookie Tommie Harris made them the first Bears rookie D-linemen duo to start the same game since DE John Thiery and DT Jim Flanigan in 1994.

**CAREER TRANSACTIONS:** Entered NFL as a second-round selection (47th overall) by Chicago in the 2004 NFL Draft... Signed 5-year contract with Chicago (6/28/04). **SIGNED through 2008**

**2005 SEASON:** Established career highs in games played (4), tackles (37), sacks (5), TFLs (4) and PBUs (4) while appearing in every game for second straight season... Ranked 4th on Chicago in sacks... Started Games 3, 14-16 at NT... Recorded career-high 2 sacks vs. BAL (10/23) while pacing D-line with career-best 8 tackles with 1 TFL... Starting NT recorded 3 tackles at GB (12/25), including sack on final possession of game... Notched 3 tackles with 2 TFLs vs. CAR (1/15/06) in Divisional Playoff. **GAMES PLAYED-STARTED: 16-4**

**PREVIOUS SEASON: 2004** -- Played in all 16 games for Chicago as a rookie, starting 1, and notched 26 tackles with 0.5 sack... Recorded 2 tackles as a reserve DT at GB (9/19)... Recorded 1 tackle at MIN (9/26) in first NFL start... Credited with 2 tackles including first half-sack vs. PHI (10/3)... Registered 4 tackles vs. WASH (10/17)... Notched 3 tackles vs. IND (11/21)... Posted 4 tackles vs. MIN (12/5).

**COLLEGE:** Second-team all-Pac 10 selection played both DE and DT during his senior year to close out his career at Washington (2000-03)... Scored defensive TD in his final 3 seasons, highlighted by a 38-yard INT return TD off a Chris Simms pass in the 2002 Holiday Bowl... Started 23 of 35 games played, registering 64 tackles (43 solos), 15 sacks, 29 TFLs, 2 PBUs, 2 forced fumbles, 1 fumble recovery and 1 INT... Majored in sociology.

**PERSONAL:** Two-time all-city and all-region performer at McClintock H.S. in Tempe, AZ... Attended same high school as Bears teammate John Tait... Selected to the *Tacoma News-Tribune* "Western 100"... Collected 21 receptions for 211 yards and 4 TDs as a TE and posted 47 tackles with 3 sacks and 3 forced fumbles in senior season... Super Prep All-American and its 13th-rated TE on its national list... Outstanding prep volleyball player turned down Division I scholarship offers after being named to the all-state, all-region and all-city teams... Son of Natalie and Terry Johnson.

## Tank Johnson's NFL Statistics

### REGULAR SEASON

Year	Team	GP-GS	Tkls-Solo	Sack-Yds	TFL	Int-Ret	PBU	FF	FR-Ret	STT
2004	Chicago	16-1	26-10	0.5-3	0	0-0	0	0	0-0	0
2005	Chicago	16-4	37-26	5.0-34	4	0-0	4	0	0-0	0
<b>CAREER</b>		<b>32-5</b>	<b>63-36</b>	<b>5.5-37</b>	<b>4</b>	<b>0-0</b>	<b>4</b>	<b>0</b>	<b>0-0</b>	<b>0</b>

### POSTSEASON

Year	Team	GP-GS	Tkls-Solo	Sack-Yds	TFL	Int-Ret	PBU	FF	FR-Ret	STT
2005	Chicago	1-0	3-2	0-0	2	0-0	0	0	0-0	0

### SEASON / CAREER / PLAYOFF HIGHS

	2005	Career	Playoff
Tackles	.8 vs. BAL (10/23)	Same	.3 vs. CAR (1/15/06)
Solos	.8 vs. BAL (10/23)	Same	.2 vs. CAR (1/15/06)
Sacks	.2 vs. BAL (10/23)	Same	None
Tackles for Loss	.1, four times	.1, four times	.2 vs. CAR (1/15/06)



# The Players

## Todd Johnson Safety



Ht: 6-1 Wt: 200

Age: 27

College: Florida

Bears season: 3

NFL Season: 3

Acquired: 4th round of the 2003 draft



# 35

Todd Johnson

**PRO CAREER:** One of Chicago's team leaders on special teams and a reliable reserve safety who has played 30 games over the last 2 seasons while capably filling in as a starter in 12... Ranks 2nd among current Bears DBs with 106 tackles over the last 2 campaigns, trailing only Charles Tillman (148)... His 26 special teams tackles since 2004 rank 3rd among current Bears behind Adrian Peterson (46) and Brendon Ayanbadejo (28)... Started 10 games in 2004 for injured Mike Brown at FS and finished with 72 tackles to rank among the top-10 on the team and top-5 in the secondary... Sustained broken jaw during Bears 2003 preseason opener, missing his rookie season after being placed on injured reserve.

**CAREER TRANSACTIONS:** Entered NFL as a fourth-round selection (100th overall) by Chicago in the 2003 NFL Draft... Signed 4-year contract with Bears (7/9/03). **SIGNED through 2006**

**2005 SEASON:** Appeared in 14 games and recorded 34 tackles with 2 TFLs while ranking 4th on Bears with 16 special teams tackles... Played Games 1-8, 10-13, 15-16 - starting Games 4 and 13; Inactive Games 9 and 14 due to injuries... Tied for 2nd on team with 10 tackles at WASH (9/11); added 1 special teams tackle... Tallied 1 tackle vs. DET (9/18); added 1 special teams tackle... Credited with 2 tackles vs. CIN (9/25); added 1 special teams tackle... Made 3 tackles at CLE (10/9); added 1 special teams tackle... Tied for team-high with 2 special teams tackles vs. BAL (10/23)... Tied for team-best with 3 special teams tackles at TB (11/27)... Starting SS at PIT (12/11) for injured Mike Brown and led secondary with 10 tackles and 2 PBUs... Paced Bears with career-high 4 special teams tackles at GB (12/25)... Notched 5 tackles at MIN (1/1/06); added 1 special teams tackle... Tallied 4 tackles in Divisional Playoff vs. CAR (1/15/06) in relief of injured Mike Brown. **GAMES PLAYED-STARTED: 14-2**

**PREVIOUS SEASONS: 2004** - Contributed to Bears' defensive and special teams units while playing in all 16 games, starting 10 at FS for injured Mike Brown during his first full NFL season... Ranked 8th on team and 3rd in secondary with 72 tackles including 2 TFLs with 4 PBUs and 1 fumble recovery... Recorded double-digit tackles in 2 games and led the secondary in tackles on 3 occasions... Tied for 7th on team with 10 special teams tackles... Led Bears with 3 special teams tackles at GB (9/19)... Tied for lead in secondary with 7 tackles in first NFL start at MIN (9/26)... Registered 5 tackles vs. PHI (10/3) in first home start... Recorded 9 tackles vs. WASH (10/17)... Led secondary with 11 tackles and team-high 10 solos with 1 TFL at TB (10/24); set-up TD with fumble recovery... Tied for 2nd on team with 8 tackles at NYG (11/7); added 2 PBUs... Posted 10 tackles and 1 PBU vs. IND (11/21) in start at FS... Tied for lead among secondary with 8 tackles at DAL (11/25)... Recorded 3 special teams tackles at JAX (12/12)... Tied for team-lead with 2 special teams tackles vs. HOU (12/19)... Started at FS and ranked 2nd on team with 7 tackles vs. GB (1/2) with 1 TFL. **2003** - Spent final 15 weeks of rookie season with Chicago on injured reserve due to a broken jaw suffered in preseason... Broke his jaw in preseason debut vs. IND (8/9) in Champaign, Ill... Inactive for season opener at SF (9/7/03)... Placed on injured reserve (9/9/03).

**COLLEGE:** Three-time all-SEC performer at Florida (1998-2002) spent the final 2-plus years at FS after beginning his career at SS... Started 37-of-49 career games played, recording 284 tackles, with 187 solos, 15 PBUs, 9 INTs and 4 blocked kicks/punts... Concluded career as second-team All-SEC as a senior, starting all 13 games and recording 88 tackles and 2 INTs... Recorded both INTs, 3 PBUs and 10 tackles vs. Miami... Earned first and second-team all-SEC honors as a junior, starting all 11 regu-

# The Players

## Todd Johnson

lar season games and posting 72 tackles, 3 PBUs and 2 INTs en route to making the Thorpe Award watch list... Sophomore campaign was his first as a starter and was highlighted by a first-team all-SEC selection and recognition as the team's outstanding DB... Started the first 4 games at SS before moving to FS for the last 9 games, including the Sugar Bowl, and recorded career-high 102 tackles with 3 PBUs and 5 INTs while forcing 1 fumble, recovering 4 others... Totaled 86 fumble return yards with a 76-yard TD... First career action came as the backup SS and on special teams in all 12 games as a redshirt freshman, receiving an all-Freshman team nod while recording 24 tackles, 4 PBUs, 1 forced fumble, 1 fumble recovery... Majored in physical education teaching.

**PERSONAL:** Started at FS over his final 2 years at Riverview H.S. in Sarasota, Fla. and totaled 11 INTs during that span... Gained All-America recognition as a senior from several recruiting publications after totaling 91 tackles and 6 INTs in 1997... A member of Florida's Super Seniors Team, garnered first-team all-state (6A) honors while earning the Defensive Player-of-the-Year for his area by the *Sarasota Herald-Tribune*... Also received Honorable Mention All-America accolades from *USA Today* while being ranked among the top-five safety prospects in the country and the Southeast region... Also a track athlete who was first-team All-State as a junior... Involved with Habitat for Humanity, Youth for Christ and his local church youth group... Born Todd Edward Johnson to Patti and Chico Johnson.

### Todd Johnson's NFL Statistics

#### REGULAR SEASON

Year	Team	GP-GS	Tkls-Solo	Sack-Yds	TFL	Int-Ret	PBU	FF	FR-Ret	STT
2003	Chicago	0-0	0-0	0-0	0	0-0	0	0	0-0	0
2004	Chicago	16-10	72-53	0-0	2	0-0	4	0	1-0	10
2005	Chicago	14-2	34-21	0-0	0	0-0	2	0	0-0	16
<b>CAREER</b>		<b>30-12</b>	<b>106-74</b>	<b>0-0</b>	<b>2</b>	<b>0-0</b>	<b>6</b>	<b>0</b>	<b>1-0</b>	<b>26</b>

#### POSTSEASON

Year	Team	GP-GS	Tkls-Solo	Sack-Yds	TFL	Int-Ret	PBU	FF	FR-Ret	STT
2005	Chicago	1-0	4-3	0-0	0	0-0	0	0	0-0	0

#### SEASON / CAREER / PLAYOFF HIGHS

	2005	Career	Playoff
Tackles	10, two times	11 at TB (10/24/04)	4 vs. CAR (1/15/06)
Solos	7 at PIT (12/11)	10 at TB (10/24/04)	3 vs. CAR (1/15/06)
Pass Defenses	2 at PIT (12/11)	2, two times	None
Special Teams Tackles	4 at GB (12/25)	4 at GB (12/25/05)	None

## INSTANT REPLAY'S PLAYERS

The new instant replay system reinstated in 1999 uses digital computer technology, not video tape as was employed from 1986-91. The new system affords quicker access to replays. The system is initiated by challenges from the head coaches (two per game) in all but the final two minutes of each half, and by the replay official in the booth in the final two minutes and overtime. The booth will operate under a "two-minute" mode the entire game, lining up replays of every play in case a challenge is issued.

The system begins with a "live feed" from the network television control truck covering the game. The technician controls the monitor, cuing the live play and replay screens during action. His monitor can accommodate six replay angles of a single play. The replay assistant decides which replays will be relayed to the field monitor and whether an official's time out be called for a review in the final two minutes of a half or overtime. Replay assistants will have an NFL or college football officiating background and is the only direct link to the referee on the field. The video operator, at the instruction of the replay assistant, controls which replays that the on-field referee will view. He can control the speed of the digital video playback. The communicator will advise the replay assistant—who is busy viewing the monitor—before the next play has started, negating the possibility of a replay. He will also report to the replay assistant if an official ruling (e.g., holding, illegal procedure, etc.) has been made on the field, eliminating the need for a replay.



## Thomas Jones Running Back

Ht: 5-10 Wt: 215

Age: 27

College: Virginia

Bears season: 3

NFL Season: 7

Acquired: Unrestricted free agent - 2004 (TB)



# 20

**PRO CAREER:** Since joining Bears in 2004, has rushed for 2,288 yards - the best consecutive seasons by a Bears RB since Neal Anderson gained 2,333 yards from 1989-90... Ranked 9th in the NFL in rushing in 2005 with a career-high 1,335 yards to become the only Bears RB other than Walter Payton to eclipse the 1,300-yard plateau... Recorded 9th-best single-season rushing total in franchise history while establishing a career-high in rushing yards for the fifth-straight season... Averaged 1,427 yards from scrimmage over last 2 seasons which is 36.0-percent of Chicago offense, the 2nd-highest rate in the NFL during that time (Tiki Barber, NYG, 42.7%)... Surpassed 5,000 total yards from scrimmage for his career during 2005, totaling 1,053 career rush attempts for 4,174 yards with 28 TDs while gaining 1,222 receiving yards on 179 career catches... Owns 12 career 100-yard rushing games while surpassing 100 total yards from scrimmage 18 times in his career... Established career-best rushing totals for 3-games (382 yards from 9/18 to 10/9/05) and 4-games (471 yards from 9/18 to 10/16/05) in his second Bears season... Grabbed 82 receptions with the Bears, most over a 2-year span by a Chicago RB since Neal Anderson snagged 89 passes from 1991-92... Broke Walter Payton's single-season Bears record for receptions by a RB with 56 in 2004... Joined Bears after recording then-career-highs of 627 rushing yards and 1,078 combined yards with Tampa Bay in 2003, leading the Buccaneers in rushing in 5 of the last 8 games while averaging 4.8 yards per carry (113 carries, 548 yards) and recording a pair of 100-yard games... Totaled 1,264 yards and 9 TDs on 362 carries while starting 15-of-39 games played over his first 3 NFL seasons with the Cardinals.

**CAREER TRANSACTIONS:** Entered NFL as a first-round selection (seventh overall) by Arizona in the 2000 NFL Draft... Placed on reserve/non-football injury list (11/26/02)... Traded to Tampa Bay (6/13/03) for WR Marquise Walker... Signed 4-year contract as a free agent with Chicago (3/4/04). **SIGNED through 2007**

**2005 SEASON:** The ninth-leading rusher in the NFL established career-highs in games started (15) rush attempts (314), rushing yards (1,335) and touchdowns (9) en route to becoming just the second RB in Bear history to rush for over 1,300 yards in a season (Walter Payton)... Set personal bests with 1,478 yards from scrimmage while accounting for 36-percent of Chicago's offense... Became the 10th Bears RB to surpass the 1,000-yard plateau with the first 1,000-yard effort of his career... Gained over 100 yards rushing in career-best 5 contests and led Chicago with 12 rushing gains of 20 or more yards, the most ground gains of 20 or more yards in a season by a Bears player in the last 22 years... Ranked 6th on Chicago with 26 catches for 143 yards... Started at RB in Games 1-8, 10-16; Inactive Game 9 due to rib injury... Started second consecutive season opener at WASH (9/11), gaining 31 yards on 15 carries with 1 TD... Picked up 8th career 100-yard game after gaining 139 yards on 20 carries with 2 TDs vs. DET (9/18); 3rd most rushing yards of career... Tallied over 100 yards for second-straight week with 106 yards and 1 TD on 27 carries vs. CIN (9/25)... Posted 10th career 100-yard game and third consecutive with 137 yards on 24 carries at CLE (10/9); left game in 4th quarter due to knee injury... Rushed for 2 TDs and 89 yards on 23 carries vs. MIN (10/16)... Gained 139 yards on 25 carries vs. BALT (10/23), the 5th-most ever against a Ravens defense... Totaled 97 yards from scrimmage at DET (10/30) after rushing for 72 yards and gaining 25 yards on 3 receptions... Carried 11 times for 40 yards in 1st half at NO (11/6) before suffering a rib injury... Returned from rib injury to gain 87 yards on 25 carries vs. CAR (11/20)... Totaled 122 yards from scrimmage with 72 rushing yards and 50 receiving yards on 3 catches at TB (11/27)... Rushed 93 yards on 19 carries vs. GB (12/4) to record his first career 1,000-yard season... Gained 95 yards from scrimmage at PIT (12/11) on 72 rushing yards with 1 TD and 23 receiving yards on 4 receptions... Tallied 91 yards on 27 rushes vs. ATL (12/18) to surpass 4,000 career rushing yards and scored Bears' lone TD... Carried 25 times for 105 yards with 1 TD at GB (12/25); his fourth 100-yard performance in 6 career games vs. GB... Gained 62 yards on 12 carries at MIN (1/1) to pass 1,300 yards... Totaled 80 yards on 20 carries with a long of 24 and 30 receiving yards with a long of 27 vs. CAR (1/15/06) in Divisional Playoff. **GAMES PLAYED-STARTED: 15-15**



# The Players

## Thomas Jones

Jones

**PREVIOUS SEASONS: 2004** — Began his Bears career by setting new career standards in rush attempts (240), rushing yards (948), touchdowns (7), receptions (56), receiving yards (427) and average yards per reception (7.6)... Started all 14 games played, missing Games 8-9 with a sprained foot... Accumulated 1,375 total yards from scrimmage and accounted for 36% of the Bears total offense, second-highest percentage in the NFL (T. Barber, 44%)... Became first Bears player since Neal Anderson in 1989 to lead the team in both rushing yards and receptions... His 56 catches ranked 3rd in the NFL among RBs and broke Walter Payton's franchise record of 53 receptions by a RB set in 1983... Rushed for over 100 yards 4 times after cracking the 100-yard mark only 3 times in his previous 55 career games... Rushed for 2 TDs and compiled 105 total yards vs. DET (9/12) in Bears debut, rushing for 67 yards on 21 carries and catching team-high 6 passes for 38 yards... Tallied 152 yards rushing on 23 carries with a season-long 54-yarder and a 1-yard TD at GB (9/19)... Gained 110 yards on 22 rushes at MIN (9/26) with a 1-yard TD run, rushing for over 100 yards in consecutive games; set career-highs for receptions and yards with team-highs of 8 catches for 71 yards... Totaled 119 yards from scrimmage vs. WASH (10/17) rushing for 97 yards on 24 carries with team-high 2 receptions for 22 yards... Gained 1 yard on first play vs. SF (10/31) before leaving game following with a sprained foot... Inactive at NYG (11/7) and at TEN (11/14) due to injury... Gained 82 yards in return vs. IND (11/21), including team-high 4 receptions for 23 yards... Totaled 94 yards at DAL (11/25) with team highs of 46 yards on 14 carries and 6 catches for 48 yards... Gained 49 yards rushing vs. MIN (12/5)... Tallied 94 total yards from scrimmage at JAX (12/12), gaining team-high 68 yards on 3 catches including career-long 45 yard reception... Compiled 143 total yards from scrimmage at DET (12/26) rushing 22 times for 109 yards and team-high 34 receiving yards on 4 catches... Rushed for 2 TDs and gained 108 yards on 26 carries vs. GB (1/2/05). **2003** — Played all 16 games in lone season in Tampa Bay and recorded the second-most productive season ever for a Buccaneers RB with at least 100 attempts by averaging 4.6 yards per carry... Strong 2nd-half of season in which he rushed for 548 yards, finishing with 627 yards and team-high 3 TDs on 137 carries... Contributed in the return game for the first time in his career, ranking 2nd on Bucs with 271 return yards on 17 kickoffs with a long of 25... Started 3 of final 4 games, rushing 84 times for 364 yards and 1 TD... Made Tampa debut at PHI (9/8), rushing 10 times for 30 yards... Caught season-long 29-yard pass vs. NO (11/2)... Made debut as team's primary kickoff returner at CAR (11/9) with 5 returns for 76 yards... Erupted for season-high 134 yards on 9 carries vs. GB (11/16), including runs of 61 and 51 yards to make him the first RB in Bucs history with 2 runs of over 50 yards in a single game... Scored first TD as a Buc vs. NYG (11/24) on a 1-yard run... Posted team-high 89 rushing yards on 20 carries at NO (12/7) in his first start... Tied season-high with 134 rushing yards vs. HOU (12/14) with a career-high 34 carries and an 18-yard TD... Totaled team-high 125 combined yards at TEN (12/28) with team-high 68 yards on 13 carries, adding 4 catches for 32 yards and contributing 25 kickoff return yards on 2 returns. **2002** — NFC rushing leader after 3 games with 300 yards before injuries limited him to ranking as Arizona's second-leading rusher for the third consecutive season... Started all 9 games in which he played, all in the first 11 weeks of the season, while rushing for 511 yards and 2 TDs on a career-high 138 carries... Ranked 7th in receiving with 20 catches for 113 yards... Opened season with 17 carries for 54 yards at WASH (9/8)... Exploded for career highs of 173 yards and 24 carries at SEA (9/15), including a season-long 58-yard TD... Inactive at CAR (10/6) with an ankle injury... Scored on a 7-yard TD run at SF (10/27) among 54 rushing yards on 15 carries... Set season highs with 4 catches for 31 yards vs. STL (11/3)... Had season ended by a broken bone in his hand (11/22). **2001** — Cardinals second-leading rusher with 380 yards and 5 TDs on 112 carries while playing all 16 games with 2 starts... Started season opener vs. DEN (9/23) and totaled 65 yards and a 1-yard TD on 17 carries... Gained 21 yards on 4 carries and caught 4 passes for season-high 53 yards in start vs. ATL (9/30)... Came off the bench at CHI (10/14) to total 6 carries for 14 yards and 2 catches for 27 yards... Totaled 7 rushes for 26 yards vs. KC (10/21), including a 13-yard TD run... Scored 3-yard TD run vs. DET (11/18)... Posted 10 carries for 36 yards, including a 5-yard TD, at OAK (12/2)... Collected season-best 69 rushing yards on 16 carries at CAR (12/30). **2000** — Played 14 games as a rookie with Arizona, starting 4, while finishing as the team's second-leading rusher with 373 yards and 2 TDs on 112 carries... Ranked 4th on club in receiving with 32 catches for 208 yards... Began campaign as starting RB but pneumonia and pleurisy kept him out of 2 of the last 4 contests... Made first NFL start in season opener at NYG (9/3), producing 16 yards on 12 carries and 18 yards on 4 receptions... Opened vs. DAL (9/10) with 8 carries for 23 yards during the opening possession en route to season highs of 70 yards and 23 carries... Scored first NFL TD on a 4-yard run at SF (10/1) among 10 carries for 36 yards... Posted a 10-yard TD run vs. CLE (10/8)... Carried 3 times for 35 yards with a season-long of 29 at PHI (10/15)... Battled walking pneumonia leading up to game at PHI (11/19); totaled 38 receiving yards on 3 catches.

**COLLEGE:** One of nation's top RBs at Virginia (1996-99), concluding his career ranked 4th on ACC's career list with 3,998 yards rushing which broke Virginia's career mark of 3,389 yards held by current N.Y. Giants RB Tiki Barber... Produced second-most 100-yard games (18) in Cavalier history



# The Players

## Thomas Jones

while holding the ACC record with 6 career 200-yard rushing performances... Also established UVA career records with 809 carries, 36 rushing TDs and 40 total TDs... Streak of 16 consecutive games scoring at least 1 TD (1997-99) set another ACC record... Received all-ACC first team and ACC Player-of-the-Year honors as a senior while finishing among the 3 finalists for the Doak Walker Award, given annually to the nation's top college RB... Finished 8th in Heisman Trophy balloting... Ranked 3rd in nation in rushing (163.5 avg.) and all-purpose yardage (187.6 avg.)... Set school single-season record with 334 carries for 1,798 yards and 16 TDs while amassing an ACC single-season record 2,054 all-purpose yards... First player in ACC history to reach 200 yards rushing and 100 yards receiving in 1 game with 32 carries for 221 yards and 110 yards on 2 receptions, including an 84-yard scoring play, vs. Buffalo... First team all-ACC as a junior with 238 carries for 1,303 yards and 11 TDs... Earned bachelor's degree in psychology in May 1999, leaving him to compete during his senior season as a graduate student.

**PERSONAL:** Finished prep career at Powell Valley H.S. in Big Stone Gap, Va. with single-season state rushing records for yardage (3,319 in 1994), TDs (49 in 1995) and career TDs (104 from 1992-95)... Featured in *Sports Illustrated's* "Faces in the Crowd" in January 1996... Also lettered 4 years in basketball and track... Rushed for 462 yards in a single game as a junior... Son of Thomas and Betty Jones is 1-of-7 children... Younger brother Julius is a third-year RB with the Dallas Cowboys... Uncle Ed Clark played football at Purdue and with the Hamilton Tiger Cats of the CFL.

### Thomas Jones' NFL Statistics

#### REGULAR SEASON

Year	Team	GP-GS	Rush	Yds	Avg	Lg	TD	Rec	Yds	Avg	Lg	TD
2000	Arizona	14-4	112	373	3.3	29	2	32	208	6.5	20	0
2001	Arizona	16-2	112	380	3.4	21	5	21	151	7.2	18	0
2002	Arizona	9-9	138	511	3.7	58t	2	20	113	5.7	17	0
2003	Tampa Bay	16-3	137	627	4.6	61	3	24	180	7.5	29	0
2004	Chicago	14-14	240	948	4.0	54	7	56	427	7.6	45	0
2005	Chicago	15-15	314	1335	4.3	42	9	26	143	5.5	41	0
<b>CAREER</b>		<b>84-47</b>	<b>1053</b>	<b>4174</b>	<b>4.0</b>	<b>61</b>	<b>28</b>	<b>179</b>	<b>1222</b>	<b>6.8</b>	<b>45</b>	<b>0</b>

**ADDITIONAL STATS:** Fumbles-Lost -- 17-11: 2000 (4-3), 2001 (2-1), 2002 (3-2), 2003 (4-2), 2004 (2-1), 2005 (2-2). Kickoff Returns -- 2003 (17 for 271, long of 25).

#### POSTSEASON

Year	Team	GP-GS	Rush	Yds	Avg	Lg	TD	Rec	Yds	Avg	Lg	TD
2005	Chicago	1-1	20	80	4.0	24	0	3	30	10.0	27	0

#### SEASON / CAREER / PLAYOFF HIGHS

	2005	Career	Playoff
Rushes	27, two times	34 vs. HOU (12/14/03)	20 vs. CAR (1/15/06)
Rushing Yards	139, two times	173, at SEA (9/15/02)	80 vs. CAR (1/15/06)
Rushing TDs	2, two times	2, four times	None
Longest Run	42 vs. BAL (10/23)	61 vs. GB (11/16/03)	27 vs. CAR (1/15/06)
Receptions	5 vs. CIN (9/25)	8 at MIN (9/26/04)	3 vs. CAR (1/15/06)
Receiving Yards	50 at TB (11/27)	71 at MIN (9/26/04)	30 vs. CAR (1/15/06)
Longest Reception	41 at TB (11/27)	45 at JAX (12/12/04)	27 vs. CAR (1/15/06)

### BROTHER COMBOS IN THE NFL

For the second consecutive year, the Bears had at least three players on their roster with a brother competing for another NFL team. The team had four such players in 2004. Remaining were RBs **Thomas Jones** (brother **Julius** is a RB with Dallas) and **Adrian Peterson** (brother **Mike** is a LB with Jacksonville) while the team added LB **Brendon Ayanbadejo** whose brother **Obafemi** is a fullback with Arizona. There were 35 sets of brothers playing in the NFL during 2005, four of which were teammates. The Ayanbadejo brothers were teammates with the Miami Dolphins in 2004. The 2005 campaign saw the Jones brothers narrowly miss becoming the first brothers in NFL history to record 1,000 rushing yards in the same season as Thomas totaled 1,335 while Julius fell just short with 993. Julius got within two yards from 1,000 at 998 yards in the season finale vs. St. Louis, but lost five yards on his final carry of the season.

# The Players

## Thomas Jones

### 2000 ARIZONA CARDINALS

Date	W/L	Opp.	Rush	Yards	Avg.	Lg	TD	Rec	Yards	Avg.	Lg	TD
9/3*	L	at NYG	12	16	1.3	7	0	4	18	4.4	6	0
9/10*	W	DAL	23	70	3.0	9	0	2	30	15.0	20	0
9/24*	L	GB	10	24	2.4	9	0	2	3	1.5	3	0
10/1*	L	at SF	10	36	3.6	13	1	4	15	3.8	11	0
10/8	W	CLE	6	9	1.5	10t	1	0	0	-	-	0
10/15	L	PHI	3	35	11.7	29	0	1	3	3.0	3	0
10/22	L	at DAL	11	50	4.5	16	0	2	15	7.5	8	0
10/29	L	NO	6	26	4.3	7	0	3	19	6.3	14	0
11/5	W	WASH	4	16	4.0	6	0	1	5	5.0	5	0
11/12	L	at MIN	3	3	1.0	2	0	2	17	8.5	11	0
11/19	L	at PHI	1	-2	-2.0	-2	0	3	38	12.7	15	0
11/26	L	NYG	2	11	5.5	12	0	1	4	4.0	4	0
12/3	L	at CIN	Inactive									
12/10	L	at JAX	7	40	5.7	17	0	0	0	-	-	0
12/17	L	BALT	14	39	2.8	13	0	7	41	5.9	12	0
12/24	L	at WASH	Inactive									
<b>Totals 1-3</b>			<b>112</b>	<b>373</b>	<b>3.3</b>	<b>29</b>	<b>2</b>	<b>32</b>	<b>208</b>	<b>6.5</b>	<b>20</b>	<b>0</b>

### 2001 ARIZONA CARDINALS

Date	W/L	Opp.	Rush	Yards	Avg.	Lg	TD	Rec	Yards	Avg.	Lg	TD
9/23*	L	DEN	17	65	3.8	21	1	1	13	13.0	13	0
9/30*	L	ATL	5	21	4.2	12	0	4	53	13.3	18	0
10/7	W	at PHI	5	13	2.6	5	0	0	0	-	-	0
10/14	L	at CHI	6	14	2.3	4	0	2	17	8.5	10	0
10/21	W	KC	7	26	3.7	13t	1	0	0	-	-	0
10/28	L	at DAL	1	-1	-1.0	-1	0	4	21	5.3	10	0
11/4	L	PHI	6	14	2.3	5	0	0	0	-	-	0
11/11	L	NYG	5	15	3.0	8	0	0	0	-	-	0
11/18	W	DET	2	3	1.5	3t	1	0	0	-	-	0
11/25	W	at SD	5	22	4.4	10	0	1	9	9.0	9	0
12/2	W	at OAK	10	36	3.6	10	1	1	10	10.0	10	0
12/9	L	WASH	2	2	1.0	1	0	0	0	-	-	0
12/15	L	at NYG	14	37	2.6	12	0	3	4	1.3	8	0
12/23	W	DAL	4	18	4.5	8	0	3	12	4.0	5	0
12/30	W	at CAR	16	69	4.3	13	0	1	3	3.0	3	0
1/6	L	at WASH	7	26	3.7	11	1	1	9	9.0	9	0
<b>Totals 0-2</b>			<b>112</b>	<b>380</b>	<b>3.4</b>	<b>21</b>	<b>5</b>	<b>21</b>	<b>151</b>	<b>7.2</b>	<b>18</b>	<b>0</b>

### 2002 ARIZONA CARDINALS

Date	W/L	Opp.	Rush	Yards	Avg.	Lg	TD	Rec	Yards	Avg.	Lg	TD
9/8*	L	at WASH	17	54	3.2	11	0	3	7	2.3	10	0
9/15*	W	at SEA	24	173	7.2	58t	1	2	18	9.0	11	0
9/22*	L	SD	17	73	4.3	27	0	1	6	6.0	6	0
9/29*	W	NYG	11	10	0.9	4	0	0	0	-	-	0
10/6	W	at CAR	Inactive									
10/20*	W	DAL	22	68	3.1	12	0	3	17	5.7	6	0
10/27*	L	at SF	15	54	3.6	11	1	2	24	12.0	17	0
11/3*	L	STL	12	25	2.1	8	0	4	31	7.8	11	0
11/10*	L	SEA	11	24	2.2	6	0	3	8	2.7	6	0
11/17*	L	at PHI	9	30	3.3	8	0	2	2	1.0	1	0
11/24	L	OAK	Inactive									

Reserve/Non-Football Injury Games 12-16

<b>Totals 3-6</b>			<b>138</b>	<b>511</b>	<b>3.7</b>	<b>58t</b>	<b>2</b>	<b>20</b>	<b>113</b>	<b>5.7</b>	<b>17</b>	<b>0</b>
-------------------	--	--	------------	------------	------------	------------	----------	-----------	------------	------------	-----------	----------



# The Players

## Thomas Jones

### 2003 TAMPA BAY BUCCANEERS

Date	W/L	Opp.	Rush	Yards	Avg.	Lg	TD	Rec	Yards	Avg.	Lg	TD
9/8	W	at PHI	10	30	3.0	15	0	2	10	5.0	10	0
9/14	L	CAR	4	8	2.0	4	0	0	0	-	-	0
9/21	W	at ATL	1	-1	-1.0	-1	0	0	0	-	-	0
10/6	L	IND	2	2	1.0	1	0	2	10	5.0	7	0
10/12	W	at WASH	5	33	6.6	13	0	1	11	11.0	11	0
10/19	L	at SF	2	7	3.5	4	0	2	11	5.5	6	0
10/26	W	DAL	0	0	-	-	0	0	0	-	-	0
11/2	L	NO	0	0	-	-	0	1	29	29.0	29	0
11/9	L	at CAR	3	12	4.0	10	0	1	0	0.0	0	0
11/16	L	GB	9	134	14.9	61	0	2	11	5.5	7	0
11/24	W	NYG	10	27	2.7	7	1	0	0	-	-	0
11/30	L	at JAX	7	11	1.6	5	1	2	21	10.5	14	0
12/7*	W	at NO	20	89	4.5	13	0	2	14	7.0	17	0
12/14*	W	HOU	34	134	3.9	18	1	1	17	17.0	17	0
12/20*	L	ATL	17	73	4.3	15	0	4	14	3.5	12	0
12/28	L	at TEN	13	68	5.2	18	0	4	32	8.0	15	0
<b>Totals 2-1</b>			<b>137</b>	<b>627</b>	<b>4.6</b>	<b>61</b>	<b>3</b>	<b>24</b>	<b>180</b>	<b>7.5</b>	<b>29</b>	<b>0</b>

### 2004 CHICAGO BEARS

Date	W/L	Opp.	Rush	Yards	Avg.	Lg	TD	Rec	Yards	Avg.	Lg	TD
9/12*	L	DET	21	67	3.2	15	2	6	38	6.3	10	0
9/19*	W	at GB	23	152	6.6	54	1	1	7	7.0	7	0
9/26*	L	at MIN	22	110	5.0	22	1	8	71	8.9	27	0
10/3*	L	PHI	13	32	2.5	11	0	6	40	6.7	12	0
10/17*	L	WASH	24	97	4.0	18	0	2	22	11.0	14	0
10/24*	L	at TB	13	52	4.0	9	1	3	13	4.3	7	0
10/31*	W	SF	1	1	1.0	1	0	0	0	0.0	-	0
11/7	W	at NYG	Inactive									
11/14	W	at TEN	Inactive									
11/21*	L	IND	18	59	3.3	15	0	4	23	5.8	8	0
11/25*	L	at DAL	14	46	3.3	12	0	6	48	8.0	17	0
12/5*	W	MIN	15	49	3.3	16	0	3	22	7.3	13	0
12/12*	L	at JAX	13	26	2.0	7	0	3	68	22.7	45	0
12/19*	L	HOU	15	40	2.7	9	0	7	37	5.3	14	0
12/26*	L	at DET	22	109	5.0	14	0	4	34	8.5	28	0
1/2*	L	GB	26	108	4.2	18	2	3	4	1.3	11	0
<b>Totals 5-9</b>			<b>240</b>	<b>948</b>	<b>4.0</b>	<b>54</b>	<b>7</b>	<b>56</b>	<b>427</b>	<b>7.6</b>	<b>45</b>	<b>0</b>

### 2005 CHICAGO BEARS

Date	W/L	Opp.	Rush	Yards	Avg.	Lg	TD	Rec	Yards	Avg.	Lg	TD
9/11*	L	at WASH	15	31	2.1	8	1	2	14	7.0	7	0
9/18*	W	DET	20	139	7.0	22	2	2	19	9.5	10	0
9/25*	L	CIN	27	106	3.9	17	1	5	8	1.6	5	0
10/9*	L	at CLE	24	137	5.7	25	0	2	5	2.5	3	0
10/16*	W	vs. MIN	23	89	3.9	24	2	1	6	6.0	6	0
10/23*	W	vs. BALT	25	139	5.6	42	0	1	-5	-5.0	-5	0
10/30*	W	at DET	22	72	3.3	17	0	3	25	8.3	15	0
11/6*	W	at NO	11	40	3.6	15	0	1	-6	-6.0	-6	0
11/13	W	vs. SF	Inactive									
11/20*	W	vs. CAR	25	87	3.5	20	0	0	0	0.0	0	0
11/27*	W	at TB	25	72	2.9	19	0	3	50	16.7	41	0
12/4*	W	vs. GB	19	93	4.9	27	0	0	0	0.0	0	0
12/11*	L	at PIT	14	72	5.1	36	1	4	23	5.8	15	0
12/18*	W	vs. ATL	27	91	3.4	31	1	1	3	3.0	3	0
12/25*	W	at GB	25	105	4.2	25	1	1	1	1.0	1	0
1/1*	L	at MIN	12	62	5.2	35	0	0	0	0.0	0	0
<b>Totals 10-5</b>			<b>314</b>	<b>1,335</b>	<b>4.3</b>	<b>42</b>	<b>9</b>	<b>26</b>	<b>143</b>	<b>5.5</b>	<b>41</b>	<b>0</b>

# The Players

## Olin Kreutz Center

Ht: 6-2 Wt: 292

Age: 29

College: Washington

Bears season: 9

NFL Season: 9

Acquired: 3rd round of the 1998 draft



# 57

**PRO CAREER:** A fixture on the Bears offensive line since 1999, Kreutz has developed into the cornerstone of the offense and one of the top centers in the NFL while being named to five consecutive Pro Bowls... One of 6 players in franchise history to be named to 5 Pro Bowls, tying him for 8th in club history in most Pro Bowl selections and trails only Walter Payton (10) and Jay Hilgenberg (7) among Bears offensive players... Heads into 2006 having started 54 consecutive contests and 79 of the Bears last 80 games... Chicago has had 100-yard rushers in 22 of his 111 games at center... Tied with Pat Mannelly as the longest-tenured Bear, each having joined Chicago in 1998... Has started each of his last 102 games played... Last missed a game 11/18/02 while recovering from an appendectomy and even played the week following the bye in 2004 in which he had elbow surgery... Only two-time veteran winner of the Brian Piccolo Award, voted by his teammates as the recipient of the award in 2003 and 2004... Anchored 2001 O-line unit that featured the same 5 starters for all 16 regular season games and the playoff contest while allowing the fewest sacks in the NFL... Earned first career start at center in the 1998 season-finale after alternating at the position for the second half of his rookie year.

**CAREER TRANSACTIONS:** Entered NFL as a third-round selection (64th overall) by Chicago in the 1998 NFL Draft... Signed 6-year contract with Bears (3/8/02). **SIGNED through 2007**

**2005 SEASON:** Centerpiece of Chicago O-line that averaged fewer than 2 sacks allowed per game while helping the Bears finish tied for 10th in the league with just 31 sacks allowed... Helped open holes for Bears ground attack that ranked 8th in rushing yards in the NFL... Started all 16 games at center for 3rd straight season... Started seventh consecutive Bears season opener at center at WASH (9/11)... Helped open holes for 187 rushing yards vs. DET (9/18)... Member of O-line vs. CIN (9/25) that did not allow a sack for the first time in 46 games... Started at CLE (10/9) helping Thomas Jones surpass 100 yards rushing for 3rd straight game for offense that gained 176 yards on 34 carries... Played in 100th career game as offense rushed for 2 TD and throw for 2 more vs. MIN (10/16)... Helped open holes for 143 rushing yards on 29 carries vs. BAL (10/23) including 139 yards by Thomas Jones... Helped offense rush for 183 yards on 32 carries at NO (11/6)... Helped offense gain 172 rushing yards vs. SF (11/13)... Anchored O-line vs. CAR (11/20) that did not allow a sack... Started 100th career game at PIT (12/11)... Started at center vs. CAR (1/15) in Divisional Playoff... Did not play in Pro Bowl.

**GAMES PLAYED-STARTED: 16-16**

**PREVIOUS SEASONS: 2004** -- Anchored Bears O-line for all 16 games for the fourth time in 6 seasons and was named as NFC's Pro Bowl starter for the fourth straight campaign... Contributed to season-high 182 rushing yards at GB (9/19)... Made 75th career start vs PHI (10/3). **2003** -- Earned third consecutive Pro Bowl start after starting all 16 games... Caught deflected pass for a loss of 8 yards vs. OAK (10/5) for his first career NFL reception... Did not play in Pro Bowl due to injury. **2002** -- Remained a constant throughout the season for an injury-depleted O-line and earned recognition as the conference's top center with his selection as the NFC's Pro Bowl starter for the second consecutive year... Played in all but 1 game despite having mid-season surgery to remove his appendix... Started Games 1-8, 10-16; Inactive Game 9... Streak of 25 consecutive starts ended at STL (11/18) when an appendectomy (11/11) caused him to be inactive at STL (11/18)... Returned to the starting lineup vs. DET (11/24) for the final 6 games of the season. **2001** -- Earned first career Pro Bowl start after starting all 16 games at center, plus the playoff contest, as the anchor of an experienced O-line that allowed the fewest sacks in the league... Helped Bears average 108.9 rushing yards per game, the team's highest season-ending average since 1997 (109.1)... Made post-season debut in Divisional Playoff start vs. PHI



# The Players

## Olin Kreutz

Kreutz

(1/19/02). 2000 -- Voted third alternate to NFC Pro Bowl team despite being available for only 7 games during the season due to a knee injury... Started Games 1-3 and 8-11; Inactive Games 4-7... Left start vs. NYG (9/17) in 3rd quarter with knee injury... Inactive for next 4 games due to injury... Returned to starting lineup at PHI (10/22)... Made fourth consecutive start at center vs. TB (11/19) before leaving game in 3rd quarter with knee injury... Placed on injured reserve (11/22) for final 5 games, 1 of 15 Bears to end season on injured reserve. 1999 -- Named second alternate to NFC Pro Bowl squad after starting all 16 games at C for first time in his career... Missed only action of season after being ejected late in 4th quarter at WASH (10/31). 1998 -- Played 9 games as a rookie, starting 1 and seeing action at center and guard... Inactive Weeks 1-3 and 6... Made NFL debut subbing for injured Todd Perry at LG vs. DAL (10/18)... Played on special teams and at center on team's final drive at DET (11/15)... Played center for half of game vs. TB (11/29) and played RG in 2nd quarter due an injury to Chris Villarrial... Made first career start vs. GB (12/27), playing the 1st and 3rd quarters.

**COLLEGE:** Two-year starting center for Washington (1995-97) who entered draft following junior season... Earned first-team All-Pac-10 honors each season... All-America selection by Football News and Sporting News after junior year after starting every game and being graded by coaches as team's top O-lineman... Did not allow a sack or pressure in 10-of-11 games... One of two O-lineman to start every game for Huskies... Recovered fumble for TD vs. Oregon... Delivered team-high 90 knockdowns as a sophomore and graded highest of team's O-linemen... Only true freshman to see playing time in 1995; appearing in every game as the second-team center... Majored in sociology.

**PERSONAL:** All-State first-team selection and Super Prep All-American at St. Louis H.S. in Honolulu, HI... Senior team captain played center, guard and tackle during prep career... Also won state heavyweight wrestling title and competed as shot putter... Makes his off-season home in Honolulu... He and his wife, Wendi, have 2 children.

### Olin Kreutz's NFL Statistics

#### REGULAR SEASON

GAMES PLAYED-STARTED - 111-103: 1998 (9-1); 1999 (16-16); 2000 (7-7); 2001 (16-16); 2002 (15-15); 2003 (16-16); 2004 (16-16); 2005 (16-16).

ADDITIONAL STATS: Receiving -- 2003 (1-(-8)).

#### POSTSEASON

GAMES PLAYED-STARTED - 2-2: 2001 (1-1); 2005 (1-1).

## THE NFL BY DIVISION

With the addition of the Houston Texans prior to the 2002 season, the NFL re-aligned its divisions, moving from three divisions (Central, East and West) of five teams in each Conference (six teams in the AFC Central) to four divisions (North, South, East and West) of four teams. Seattle moved from the AFC to the NFC West, joining Arizona, St. Louis and San Francisco. Tampa Bay left the NFC Central and moved to the South with Atlanta, Carolina and New Orleans. Houston joined the AFC South. The following is the current division alignment in the NFL.

### AMERICAN FOOTBALL CONFERENCE

East	North	South	West
Buffalo Bills	Baltimore Ravens	Houston Texans	Denver Broncos
Miami Dolphins	Cincinnati Bengals	Indianapolis Colts	Kansas City Chiefs
New England Patriots	Cleveland Browns	Jacksonville Jaguars	Oakland Raiders
New York Jets	Pittsburgh Steelers	Tennessee Titans	San Diego Chargers

### NATIONAL FOOTBALL CONFERENCE

East	North	South	West
Dallas Cowboys	Chicago Bears	Atlanta Falcons	Arizona Cardinals
New York Giants	Detroit Lions	Carolina Panthers	St. Louis Rams
Philadelphia Eagles	Green Bay Packers	New Orleans Saints	San Francisco 49ers
Washington Redskins	Minnesota Vikings	Tampa Bay Buccaneers	Seattle Seahawks

# The Players

## Patrick Mannelly Long Snapper



Ht: 6-5 Wt: 265

Age: 31

College: Duke

Bears season: 9

NFL Season: 9

Acquired: 6th round of the 1998 draft



# 65

**PRO CAREER:** One of the NFL's most accurate and consistent long snappers throughout his career... Leads all current Bears having played 125 games with the team, including 57 consecutive, while standing alongside Olin Kreutz as Chicago's longest tenured players... Has handled the snapping duties in all but 3 games during his NFL career... Contributed to Bears setting an NFL record for most consecutive unblocked punts (920) and games without a blocked punt (180) that covered 13 years and was snapped in 2003... Snapped every punt and kick (PAT and FG) attempt for Chicago from 1998-2000 and 2003-05... Has played all 16 games 6 times in his career while pulling the trigger on 1,158 of 1,178 long-snap attempts during that time... One of the league's top coverage long snappers, notching 62 career special teams tackles to rank 3rd on Bears roster.

**CAREER TRANSACTIONS:** Entered NFL as a sixth-round selection (189th overall) by Chicago in the 1998 NFL Draft... Signed 6-year contract extension with Bears (2/14/05). **SIGNED through 2010**

**2005 SEASON:** Played all 16 regular season games and the Divisional Playoff, finishing the year with 5 special teams tackles... Served as long snapper on 7 punts and 1 PAT at WASH (9/11)... Made 1 special teams tackle vs. CIN (9/25)... Credited with 1 special teams tackle at CLE (10/9)... Recorded 1 special teams tackle at DET (10/30)... Notched 1 special teams tackle at TB (11/27). **GAMES PLAYED-STARTED: 16-0**

**PREVIOUS SEASONS:** **2004** -- Snapped every punt and kick attempt in all 16 games while tying for 5th on the team with career-high tying 11 special teams tackles... Registered 3 special teams tackles vs. PHI (10/3)... Recorded 1 special teams tackle vs. SF (10/31) in 100th career game... Posted 2 special teams tackles at JAX (12/12). **2003** -- Performed as Chicago's long snapper in all 16 games and posted 1 special teams tackle... Recovered fumble on special teams in season opener at SF (9/7) and assisted on 1 special teams tackle. **2002** -- Served as Chicago's long snapper in 14 games, missing 2 contests due to injury, and ranked 6th on the team by equaling a career-high with 11 special teams tackles... Snapped all punt and kick attempts during Games 1-5 and 8-16; Inactive Games 6-7 due to knee injury suffered during bye-week practice... Tied career-high with 3 special teams tackles at BUF (9/29)... Inactive at DET (10/20) and at MIN (10/27) due to knee injury... Returned to lineup vs. PHI (11/3) and equaled career-high with 3 special teams tackles... Recorded 2 special teams tackles vs. NE (11/20). **2001** -- Handled long snapping duties in 15 contests, missing first career game and ending his 51-game streak of snapping every Bears punt and kick attempt... Tied career-high with 3 special teams tackles vs. MIN (9/23) in his 50th NFL game... Suffered sprained ankle during the week leading up to game vs. ARIZ (10/14) causing him to be inactive for the first time in his career... Returned to action at CIN (10/21)... Posted 2 special teams tackles at MIN (11/25)... Made post-season debut in Divisional Playoff vs. PHI (1/19/02). **2000** -- Snapped every punt and kick attempt in all 16 games for the third consecutive year as the Bears did not have a single punt or kick block... Ranked 10th on team with 6 special teams tackles. **1999** -- Snapped every punt and kick attempt in all 16 games while tying for 6th on the team with 8 special teams tackles... Set career-high with 3 special teams tackles at STL (12/26)... Recorded 2 special teams tackles vs. TB (1/2/00). **1998** -- One of 4 rookies to play all 16 games for Chicago during the season, snapping every punt and kick attempt... Tied for 6th on team with a career-high equaling 11 special teams tackles... Made NFL debut vs. JAX (9/6)... Recorded 2 special teams tackles at ARIZ (10/11)... Recorded 2 special teams tackles at GB (12/12).



# The Players

## Patrick Mannelly

Mannelly

**COLLEGE:** Spent 5 years as the long snapper at Duke (1993-97) while starting on the offensive line for the last 2... Performed steadily at LT in 1997 as a fifth-year senior... Took a medical redshirt due to infected lymph nodes after playing 1 game during his true senior season in which he was projected as a pre-season All-ACC selection... Established himself as one of ACC's best blockers while starting all 11 games at LG as a junior... Played all 12 games as long snapper and reserve DE as a sophomore, but switched to O-Line following the team's Hall of Fame Bowl appearance... Team's long snapper for all 11 games as a true freshman... Majored in history.

**PERSONAL:** Atlanta area Lineman-of-the-Year at Marist H.S. in Marietta, GA where he earned 3 letters in football and 2 in basketball... Played in Georgia-Florida all-star game... Began his instruction in the art of long-snapping at the age of 13 from veteran NFL coach and family friend Rod Dowhower (then of the Atlanta Falcons) whose son also attended Marist... Created personal website - [www.longsnapper.com](http://www.longsnapper.com) -- to provide personal information on himself and instruction on how to become a successful long snapper... The youngest of 2 sons of Jay and Patty... Brother, Bernard, played football at Notre Dame from 1988-92... He and wife, Tamara, the daughter of former Major League pitcher Tommy John, have 1 daughter... State spokesman for American Lung Association's Athletes and Asthma program.

### Patrick Mannelly's NFL Statistics

#### REGULAR SEASON

**GAMES PLAYED-STARTED** - 125-0: 1998 (16-0); 1999 (16-0); 2000 (16-0); 2001 (15-0); 2002 (14-0); 2003 (16-0); 2004 (16-0); 2005 (16-0).

**Special Teams Tackles** -- 62: 1998 (11); 1999 (8); 2000 (6); 2001 (9); 2002 (11); 2003 (1); 2004 (11); 2005 (5).

#### POSTSEASON

**GAMES PLAYED-STARTED** - 2-0: 2001 (1-0); 2005 (1-0).

## 2005 QUARTER-BY-QUARTER SCORING

#### Bears Points Scored

Team	QT1	QT2	QT3	QT4	OT	TOT
@ WAS	0	0	7	0	-	7
DET	10	21	0	7	-	38
CIN	0	0	0	7	-	7
@ CLE	0	3	7	0	-	10
MIN	0	7	7	14	-	28
BALT	7	0	3	0	-	10
@ DET	0	13	0	0	6	19
@ NO	7	3	7	3	-	20
SF	0	7	0	10	-	17
CAR	10	3	0	0	-	13
@ TB	7	3	3	0	-	13
GB	0	9	0	10	-	19
@ PIT	3	0	0	6	-	9
ATL	0	6	10	0	-	16
@ GB	7	7	10	0	-	24
@ MIN	3	0	0	7	-	10
	54	82	54	64	6	260

#### Opponents Points Scored

QT1	QT2	QT3	QT4	OT	TOT
0	6	3	3	-	9
6	0	0	0	-	6
10	0	7	14	-	24
3	3	0	14	-	20
0	3	0	0	-	3
0	6	0	0	-	6
3	0	7	10	0	13
3	7	0	7	-	17
0	3	3	6	-	9
0	0	0	3	-	3
3	0	0	7	-	10
0	7	0	0	-	7
7	7	7	7	-	21
0	3	0	0	-	3
0	7	0	10	-	17
0	17	7	17	-	34
35	69	34	64	0	202

# The Players

## Ricky Manning, Jr. Cornerback



Ht: 5-9 Wt: 188

Age: 25

College: UCLA

Bears season: 1

NFL Season: 4

Acquired: Restricted free agent - 2006 (CAR)



# 24

Manning, Jr.

**PRO CAREER:** Experienced and durable defensive back demonstrated solid ball skills and tackling ability during his first NFL seasons with Carolina, prior to joining the Bears during the off-season as a restricted free agent... Has played in all 48 regular-season games and 7 post-season contests during his career, starting 30 of those games... Tied with Charles Tillman for 3rd-most career INTs among current Bears with 9; including his team-leading 4 post-season INTs, is tied with Nathan Vasher for the team overall INT lead with 13... Has totaled career numbers of 186 tackles, 17 PBUs, 5 fumble recoveries, 2 forced fumbles and 20 special teams tackles... Owns 2 career defensive TDs... Achieved career highs in 2004 for games started, INTs and tackles... Started final 4 regular season games and all 4 post-season games, including Super Bowl XXXVIII, during rookie season... Notched NFL-best 4 INTs during the 2003 playoffs, the 2nd-most post-season picks ever by a rookie (Vernon Perry, HOU, 5 in 1979)... Earned NFL Defensive Player-of-the-Week award following both the Divisional Playoff and Conference Championship rounds becoming the first player since 1995 (Antonio Freeman, GB) to win player of the week accolades in successive weeks... Tied NFC Championship Game record with 3 INTs becoming first player to accomplish feat since 1944 (Joe Laws, GB)... Recorded first postseason INT in OT at St. Louis on Panthers 35-yard line to prevent Rams winning score and gave possession to Carolina for its game-winning drive.

**CAREER TRANSACTIONS:** Originally entered NFL as a third-round selection (82nd overall) by Carolina in the 2003 NFL Draft... Signed offer-sheet with Chicago (4/21/06)... Awarded to Chicago (4/24/06) after Carolina declined to match offer sheet. **SIGNED through 2010**

**2005 SEASON:** Played all 16 games for Carolina, starting 3 contests, and totaling 47 tackles, with 2 INTs, 4 PBU and 3 fumble recoveries... Scored second career TD and added 8 special teams tackles... Recorded 3 tackles and 1 fumble recovery with 1 special teams tackle vs. NO (9/11)... Started at LCB at MIA (9/25) for injured Ken Lucas and tallied season-high 7 tackles... Started 2nd half at ARIZ (10/9) for injured Chris Gamble and recorded 6 tackles with 1 TFL... Started at RCB at DET (10/16) due to Gamble injury and registered 4 tackles... Posted 4 tackles and 1 special teams tackle vs. MIN (10/30)... Notched 3 tackles and 3 PBUs at TB (11/6)... Started at nickel back at NYG (11/13) and recorded 2 tackles... Snagged 1 INT and 2 tackles at CHI (11/20)... Set-up TD with INT vs. ATL (12/4) and added 3 tackles... Tallied career-high 2 fumble recoveries, including an 8-yard TD return, at ATL (1/1/06) to go with 1 tackle and 1 PBU. **GAMES PLAYED-STARTED: 16-3**

**PREVIOUS SEASONS: 2004 -** Started all 16 games at LCB for first time in his career, tying for 2nd on Carolina with career-high 4 INTs... Registered career-best 80 tackles to go with 5 PBUs and 6 special teams tackles... Recorded season-high and career-high 7 tackles vs. GB (9/13)... Notched 7 tackles vs. ATL (10/3)... Intercepted pass and notched 7 tackles at PHI (10/17)... Registered 7 tackles at SF (11/14) and vs. TB (11/28)... Tallied career-high 2 INTs vs. STL (12/12), including a 30-yard return... Posted 7 tackles at ATL (12/18) adding 2 PBUs. **2003 -** Played all 16 games during rookie season, starting 7 contests - most by a Panthers rookie that season - as well as starting all 4 post-season games... Started Games 2, 6-7, 13-16... Tied for team-lead during regular season with 3 INTs, including 1 returned for a TD... Totaled 59 tackles, 8 PBUs, 2 forced fumbles, 1 fumble recovery and added 6 special teams tackles... Led NFL with 4 INTs during the post-season to compliment 20 tackles, 5 PBUs and 3 special teams tackles... Started first NFL game in a 5-DB set at TB (9/14)... Intercepted first career pass vs. ATL (9/26)... Responsible for 2 turnovers at IND (10/12) by recording an INT that led to a TD and forc-



# The Players

## Ricky Manning, Jr.

Manning, Jr.

ing a fumble recovered by the Panthers... Season-high 6 tackles in start vs. TEN (10/19)... Notched 6 tackles and 2 PBUs at DAL (11/23)... Started at ATL and notched 6 tackles, 1 PBU and forced and recovered a T.J. Duckett fumble that led to a Stephen Davis TD... Started for injured Reggie Howard at ARIZ (12/14) and responded with 6 tackles... Returned INT 27 yards for first career TD at NYG (12/28), becoming the first rookie in franchise history to return an INT for a score... Received NFL Defensive Player-of-the-Week award following Divisional Playoff at STL (1/10/04) in which he recorded his first postseason INT with 1:12 left in the first OT and the Rams on the Panthers 35-yard line; added 8 tackles and 1 PBU... Earned NFL Defensive Player-of-the-Week award after tying an overall franchise record with 3 INTs at PHI (1/18/04); first player to record 3 INTs in NFC Championship since 1944 with 2nd-most INTs in a post-season game by a rookie in NFL history.

**COLLEGE:** Four-year letterwinner at UCLA (1999-2002) started 45 consecutive games during college career, 1 short of the school record... Ranked 7th all-time in school history with 13 INTs... Earned first-team all-Pac-10 honors for 3 straight seasons... Recipient of UCLA's Kenneth S. Washington award for outstanding senior and also garnered the team captain award... As a senior, tied for the team lead with 4 INTs while tallying 39 tackles, 6 PBUs and 2 forced fumbles... Started every game as a junior, recording 3 INTs and 36 tackles... Posted career-high 65 tackles during sophomore season and led the squad with 4 INTs while adding 120 yards on 18 punt returns... Played all 11 games as a true freshman collecting 53 tackles, 2 sacks and 2 INTs... Earned third-team freshman All-America honors from *The Sporting News* and the John Boncheff Jr. Memorial Award, given to UCLA's Defensive Rookie-of-the-Year... Majored in history.

**PERSONAL:** Finished high school football career with over 6,460 passing yards at Edison H.S. in Fresno, CA, adding 67 passing TDs, 37 rushing TDs and 7 punt returns for TDs... Became just fourth player in California state history to account for more than 100 TDs... As a senior, totaled 89 tackles with 5 INTs, returned 3 punts for TDs, passed for 2,834 yards and tossed 30 TD passes... Founded the Manning Educational Foundation, which provides underprivileged youth with special education programs and activities and is currently focused on Manning's hometown, Fresno, CA... Joined Red Cross for the Carolina Athletes Relief Effort in September of 2003 and raised money for the victims of Hurricane Isabel by signing autographs... Drafted by the Minnesota Twins in the 22nd round and played 3 summers of minor league baseball... Played centerfield and left field and totaled more than 100 stolen bases in his career.

### Ricky Manning, Jr.'s NFL Statistics

#### REGULAR SEASON

Year	Team	GP-GS	Tkls-Solo	Sack-Yds	TFL	Int-Ret	PBU	FF	FR-Ret	STT
2003	Carolina	16-7	59-49	0-0	n/a	3-33	8	2	1-n/a	6
2004	Carolina	16-16	80-54	0-0	n/a	4-46	5	0	1-n/a	6
2005	Carolina	16-3	47-34	0-0	n/a	2-20	4	0	3-n/a	8
<b>CAREER</b>		<b>48-26</b>	<b>186-137</b>	<b>0-0</b>	<b>n/a</b>	<b>9-99</b>	<b>17</b>	<b>2</b>	<b>5-n/a</b>	<b>20</b>

**ADDITIONAL STATS:** Touchdowns - 2: 27-yard INT return at NYG (Dec. 28, 2003), 8-yard fumble return at ATL (Jan. 1, 2006).

#### POSTSEASON

Year	Team	GP-GS	Tkls-Solo	Sack-Yds	TFL	Int-Ret	PBU	FF	FR-Ret	STT
2003	Carolina	4-4	20-12	0-0	n/a	4-15	5	0	0-0	3
2005	Carolina	3-0	6-5	0-0	n/a	0-0	0	0	0-0	3
<b>CAREER</b>		<b>7-4</b>	<b>26-17</b>	<b>0-0</b>	<b>n/a</b>	<b>4-15</b>	<b>5</b>	<b>0</b>	<b>0-0</b>	<b>6</b>

#### SEASON / CAREER / PLAYOFF HIGHS

	2005	Career	Playoff
Tackles	7 at MIA (9/25)	7, 7 times	8 at STL (1/10)
Solos	5 at MIA (9/25)	7 at ATL (12/18/04)	5 at STL (1/10)
Interceptions	1, two times	2 vs. STL (12/12/04)	3 at PHI (1/18)
Longest INT Return	10, two times	30 vs. STL (12/12/04)	13 at PHI (1/18)
Pass Break-Ups	3 at TB (11/6)	3 at TB (11/6/05)	2, two times

# The Players

## Brad Maynard Punter



**Ht:** 6-1 **Wt:** 186

**Age:** 32

**College:** Ball State

**Bears season:** 6

**NFL Season:** 10

**Acquired:** Unrestricted free agent - 2001 (NYG)



# 4

**PRO CAREER:** League leader in punts inside-the-20 since entering the NFL in 1997 (266) and since joining the Bears in 2001 (143)... Ranks 3rd in franchise history with 19,221 yards, 457 punts and a 42.1-yard gross average... His 35,179 career punt yards on 837 punts ranks him 11th in the NFL among active kickers and just 21 yards shy of 20 miles (35,200 yards)... Only 45.3-percent of his career punts to be returned, the 7th-best among active kickers with multiple years of experience... Has played every game of his career and his 144 consecutive career games played in the longest among all current Bears... League leader in punts, punt yards and punts in-the-20 while ranking 4th in net punt average (36.7) since joining the Bears... Bears punt coverage unit ranks 3rd in the league since 2001, allowing just 7.5 yards per return... Chicago yielded just 8.0 yards per return in 2005, the 6th time in 7 years that the team allowed a punt return average of 8.0 yards or less... Led League with career-low 2 touchbacks in 2002 and set team records for net punt average in 2001, 2002 and 2004... Began Bears career in 2001 with a team record and career-high 36 punts in-the-20 to rank in the top 2 in the NFL for the fourth time in his career... Has successfully executed 3 special teams fakes during his Bears career, including 2 TD passes... Chicago's holder for all FG and PAT attempts, having done so throughout his career... Ranked among leaders in punts inside the opponents' 20-yard line in first 4 NFL seasons (1997, 1st in NFL; 1998, 2nd in NFL; 1999, 1st in NFC; 2000, 2nd in NFC)... Set Giants record and an NFL rookie record with 111 punts during the regular season in 1997.

**CAREER TRANSACTIONS:** Entered NFL as a third-round selection (95th pick overall) by the New York Giants in the 1997 NFL Draft... Signed as a free agent with Chicago (3/3/01)... Signed 5-year contract extension with Bears (12/31/04). **SIGNED through 2010**

**2005 SEASON:** Ranked 3rd in NFC with 3,937 punt yards on 96 punts, landing 24 punts in-the-20... Appeared in all 16 games for ninth consecutive season... Knocked 3 of 7 punts inside-the-20 at WASH (9/11), grossing 41.7 yards and netting 41.0 yards... Season-high 8 punts at DET (10/30) and landed 3 punts in-the-20 while averaging 35.8 yards with a net of 35.0 yards... Averaged season-best 48.7 yards on 6 punts at NO (11/6) with a long of 59 while landing 3 in-the-20 and net of 44.2 yards... Tied season-best by averaging 48.7 yards on 6 punts vs. GB (12/4) including season-long 63-yard boot... Surpassed 35,000 career punt yards at GB (12/25)... Punted 7 times vs. CAR (1/15) in Divisional Playoff and averaged 35.1 yards with a net of 35.3 yards. **GAMES PLAYED-STARTED: 16-0**

**PREVIOUS SEASONS:** 2004 -- Led NFL with 34 punts in-the-20 while ranking 2nd in NFL with career-best 38.7-yard net avg. and 6th in NFC with 42.9-yard gross avg... Set Bears franchise record and career-high with 4,638 punt yards on 108 punts, the second-most punts of his career and in Bears history... Played all 16 games and named a Pro Bowl first-alternate while becoming eleventh active punter to pass the 30,000 plateau for career punt yardage... Dropped 4-of-7 punts in-the-20 while grossing 46.0 yards vs. DET (9/12)... Grossed 51.0 yards on 3 punts including a long of 58 at GB (9/19)... Season-high 11 punts with gross of 46.3 yards and net of 43.2 yards at TEN (11/14); added 4 in-the-20 including 1 at the TEN 9-yardline in OT to set up the game-winning safety... Punted 10 times with a gross of 41.2 yards and net of 37.5 yards at DAL (11/25); landed 3 in-the-20 and equaled long punt of 58... Landed all 3 punts in-the-20 vs. MIN (12/5) grossing 49.3 yards and netting 48.3 yards with a long of 55... Grossed season-high 51.3 yards on 6 punts at JAX (12/12) with 5 punts of at least 51 yards, 1 in-the-20 and a long of 55... Landed 3-of-6 punts in-the-20 vs. GB (1/2). 2003 -- Ranked 7th in NFC with 41.2-yard gross on career-low tying 79 punts in 16 games played for Chicago... Tied for 15th in



# The Players

## Brad Maynard

Maynard

NFL with 23 punts in-the-20 to help Bears punt coverage unit rank 7th in NFL at 7.7 yards per return... Grossed 40.4 yards on 7 punts at SF (9/7) with 2 in-the-20; suffered first block since 2000... Compiled 40.5-yard gross on 4 punts vs. GB (9/29); suffered 1 block... Grossed 42.8 yards on 4 punts vs. OAK (10/5) with a long of 52 in his 100th career game... Booted 3 punts without a return for season-high 44.3-yard net at SEA (10/19) with 2 in-the-20... Punted 7 times with a 45.4-yard gross vs. DET (10/26) with 2 in-the-20; added 1 special teams tackle... Placed 3 of 4 punts in-the-20 vs. SD (11/2)... Topped 25,000 career gross yards at DET (11/9) on 7 punts with 1 in-the-20... Placed season-high 4-of-5 punts in-the-20 while grossing 42.4 yards and netting 42.6 vs. MIN (12/14)... Posted season-high 45.5-yard gross with 1 in-the-20 vs. WASH (12/21) on 2 punts, his lowest single-game total as a Bear. **2002** -- Ranked 4th in NFC with Bears record net of 37.4 yards and tied for 5th in NFC with 26 punts in-the-20... His 2 TBs were the fewest in the NFL while playing all 16 games... Grossed season-high 46.5 yards on 4 punts at DET (10/20) with 1 in-the-20... Grossed 42.7-yards on 6 punts with 3 in-the-20 at STL (11/18); converted first-down with 20-yard run on fake punt... Completed 12-yard TD shovel-pass to Dustin Lyman on FG fake at GB (12/1)... Punted 7 times for a 43.3-yard avg. with 2 in-the-20 at MIA (12/9)... Grossed 44.3 yards on 3 punts vs. NYJ (12/15) with 2 in-the-20... Season-high 10 punts grossed 44.5 yards at CAR (12/22) with 3 in-the-20 and a long of 66... Posted career-long and NFC-high 75-yard punt vs. TB (12/29) among 6 punts that grossed 47.7 yards with 2 in-the-20. **2001** -- Set team record with career-high 36 punts in-the-20, 2nd-most in NFL as 41.4-percent of his punts were downed in-the-20 (36-of-87)... Also ranked 2nd in NFC (6th in NFL) with a 37.0 net avg. while punting in all 16 games, plus the playoff contest... Named NFC Special Team Player-of-the-Month for November... Dropped 2-of-5 punts in-the-20 in his Bears debut at BALT (9/9)... Settled 2-of-7 punts in-the-20 vs. MIN (9/23)... Booted 2 in-the-20 at ATL (10/7) with a long of 55... Grossed 48.3 yards at CIN (10/21) with 1 in-the-20... Placed 3-of-5 punts in-the-20 vs. SF (10/28) with a season-long of 60... Posted 2 punts in-the-20, including 52-yards in OT, vs. CLE (11/4)... Punted 5 times vs. GB (11/11) for 46.6-yard gross with a long of 55, including 2 in-the-20... Grossed season-high 49.6 yards with 3-of-7 in-the-20 at TB (11/18)... Season-high 8 punts at MIN (11/25) with 3 in-the-20... Dropped 2-of-4 punts in-the-20 vs. DET (12/2), averaging 45.5 yards... Set Bears single-game record at GB (12/9) with career-high 6 punts in-the-20... Grossed 44.3 yards on 7 punts vs. TB (12/16) with 1 in-the-20... Completed go-ahead 27-yard TD pass to Brian Urlacher out of fake FG formation in 4th quarter at WASH (12/23); 2-of-6 punts in-the-20... Landed 3-of-8 in-the-20 with 41.6-yard gross at DET (12/30)... Dropped 1-of-5 punts in-the-20 with a 38.2-yard gross avg. in Divisional Playoff vs. PHI (1/19/02). **2000** -- Limited to career-low 79 punts with New York, but ranked 3rd in NFC (8th in NFL) with 26 punts in-the-20 while averaging 40.6 yards with a net of 33.7 yards... Grossed 42.7 yards while punting 6 times vs. ARIZ (9/3) with 2 in-the-20... Grossed 40.5 yards on 4 punts at CHI (9/17) with 1 in-the-20... Season-high 8 punts vs. WASH (9/24) grossed 42.1 yards with a long of 57 and 2 in-the-20... Grossed 55.4 yards on 5 punts at TEN (10/1), highlighted by season-long of 64 and 2 in-the-20... Dropped 3-of-7 punts in-the-20 at ATL (10/8)... Grossed 45.7 yards on 6 punts vs. PHI (10/29) with 2 in-the-20... Dropped 2-of-3 punts in-the-20 at CLE (11/5) while grossing 45.3 yards... Grossed 50.5 yards on 6 punts vs. STL (11/12) with a long of 54 and 1 in-the-20... Dropped 4-of-5 in-the-20 at WASH (12/3)... Punted Super Bowl record 11 times with a 38.4-yard gross avg. in SB XXXV vs. BALT (1/28/01), placing 3 punts in-the-20 with a long of 46. **1999** -- Played all 16 games for Giants, averaging 41.0 gross yards on 89 punts while leading NFC with 31 punts in-the-20... Season-high 12 punts at TB (9/12) grossed 43.8 yards while matching a career-high with 6 in-the-20... Punted 4 times for season-high 47.3-yard gross avg. at ARIZ (10/10) with 2 in-the-20 and long of 62... Netted 35.6 yards on 8 punts vs. DAL (10/18) with 2 in-the-20 and long of 50... Grossed 42.3 yards on 8 punts at PHI (10/31) with 3 in-the-20 and season-long of 63. **1998** -- Played all 16 games for New York, finishing 2nd in NFC (5th in NFL) with a 45.2-yard gross avg... Ranked 6th in NFL with a 37.8-yard net avg., 2nd with 101 punts and tied for 2nd with 33 in-the-20... Set Giants record with 4,566 punting yards, breaking his own mark set as a rookie... Pinned Redskins at their own 5-yard line vs. WASH (9/6) to setup an INT that led to go-ahead TD... Posted punts of 61 and 58 yards at SD (9/27)... Recorded 59-yard punt vs. ARIZ (10/18)... Grossed 47.5 yards on 4 punts at PHI (12/27) with long of 52. **1997** -- Grossed 40.8 yards per punt on an NFL rookie-record 111 punts while leading the League with 33 punts in-the-20 while playing in all 16 Giants games... Grossed 45.4 yards on 8 punts with 2 in-the-20 and long of 57 vs. PHI (8/31)... Grossed 42.8 yards with a long of 57 vs. BALT (9/14) with 1-of-5 punts being returned for 0 yards... Had punt blocked at ARIZ (10/12), marking first time in his football career, including high school and college, that he had a punt blocked...

# The Players

## Brad Maynard

Dropped 3-of-6 punts in-the-20 vs. CIN (10/26)... Set personal record with 13 punts (the second-most ever by a Giant in a single game) at WASH (11/23) while grossing 41.3 yards with a long of 57 and dropping 3 in-the-20... Grossed 37.5 yards on 6 punts in Wild Card Playoff vs. MIN (12/27).

**COLLEGE:** Finished career at Ball State (1993-96) ranked 3rd in NCAA history, among punters with at least 200 punts, with a 44.2-yard career gross avg... Established school records with 242 punts for 10,702 yards... Averaged at least 40.0 yards per punt in all but 1 of his 33 games played... Consensus All-American selection and all-Mid American first-team pick as MAC Defensive Player-of-the-Year and MVP following his senior campaign... Punted 59 times for 2,705 yards (45.9 avg.) as a senior... Led nation as a junior with a 46.5-yard avg., the 6th-highest single-season average in NCAA history, on 66 punts for 3,071 yards to earn second-team All-American selection by the AP and *Football News*... All-MAC first-team choice and added Academic all-MAC honors as a sophomore, pacing the MAC and ranking 3rd in nation with 59 punts for 2,684 yards (45.5 avg.)... Ranked 3rd in the MAC with 58 punts for 2,242 yards (38.7 avg.) as a redshirt freshman... Majored in business.

**PERSONAL:** Two-time All-Rangeline Conference and All-Hamilton County punter at Sheridan H.S. in Atlanta, IN... Added Associated Press All-State, Indianapolis Star All-Suburban and Indianapolis News All-Metro honors... Averaged 39.5 yards per punt with a long of 61 yards as the team won the 1988 Class A state title... Also led squad to a pair of sectional and 3 conference crowns... Recorded 2 INTs and 7 PBUs as a senior defensive back... Selected to the Indiana North-South All-Star team... Born in Tipton, Indiana... He and wife, Karen, have 2 sons, Conner and Cole.

### Brad Maynard's NFL Statistics

#### REGULAR SEASON

Year	Team	GP	Punts	Yds	Avg	Opp Ret	Yds	Net	TB	In-20	Lg	Blk
1997	NY Giants	16	111	4,531	40.8	40	378	34.6	14	33	57	1
1998	NY Giants	16	101	4,566	45.2	53	587	37.8	8	33	63	0
1999	NY Giants	16	89	3,651	41.0	38	405	35.1	6	31	63	0
2000	NY Giants	16	79	3,210	40.6	28	353	33.7	8	26	64	1
2001	Chicago	16	87	3,709	42.6	45	327	37.0	8	36	60	0
2002	Chicago	16	87	3,679	42.3	46	386	37.4	2	26	75	0
2003	Chicago	16	79	3,258	41.2	36	277	34.6	9	23	53	2
2004	Chicago	16	108	4,638	42.9	55	363	38.7	5	34	58	0
2005	Chicago	16	96	3,937	41.0	38	293	35.3	11	24	63	1
<b>CAREER</b>		<b>144</b>	<b>837</b>	<b>35,179</b>	<b>42.0</b>	<b>379</b>	<b>3,369</b>	<b>36.1</b>	<b>71</b>	<b>266</b>	<b>75</b>	<b>5</b>
<i>Bears Totals</i>		<i>80</i>	<i>457</i>	<i>19,221</i>	<i>42.1</i>	<i>220</i>	<i>1,646</i>	<i>36.7</i>	<i>35</i>	<i>143</i>	<i>75</i>	<i>3</i>

**ADDITIONAL STATS:** Passing -- 3-of-5, 57 yards, 2 TDs, 139.2 rating; 1998 NYG (0-of-1); 2001 CHI (1-of-1, 27-yard TD); 2002 CHI (1-of-1, 12-yard TD); 2005 CHI (1-of-2, 18 yards). Rushing - 4 for 5 yards: 1998 NYG (1 for -5); 2001 CHI (1 for -10); 2002 CHI (1 for 20); 2003 CHI (1 for 0). Kickoffs -- 8: 1998 (1), 1999 (4), 2001 (1), 2002 (1), 2004 (1).

#### POSTSEASON

Year	Team	GP	Punts	Yds	Avg	Opp Ret	Yds	Net	TB	In-20	Lg	Blk
1997	NY Giants	1	6	225	37.5	2	23	30.3	1	0	54	0
2000	NY Giants	3	18	674	37.4	4	36	32.0	2	4	52	1
2001	Chicago	1	5	191	38.2	2	27	32.8	0	1	54	0
2005	Chicago	1	7	246	35.1	2	-1	35.3	0	0	54	0
<b>CAREER</b>		<b>6</b>	<b>36</b>	<b>1,336</b>	<b>37.1</b>	<b>10</b>	<b>85</b>	<b>32.2</b>	<b>3</b>	<b>5</b>	<b>54</b>	<b>1</b>
<i>Bears Totals</i>		<i>2</i>	<i>12</i>	<i>437</i>	<i>36.4</i>	<i>4</i>	<i>26</i>	<i>31.6</i>	<i>0</i>	<i>1</i>	<i>54</i>	<i>0</i>

#### SEASON / CAREER / PLAYOFF HIGHS

	2005	Career	Playoff
Punts	8, two times	13 at WASH (11/23/97)	11 vs. BALT (SB XXXV)
Punting Yards	351 at TB (11/27)	537 at WASH (11/23/97)	422 vs. BALT (SB XXXV)
Gross Average (Min 4)	48.7, two times	55.4 at TEN (10/1/00)	38.4 vs. BALT (SB XXXV)
Punts In-the-20	3, three times	6, last at GB (12/9/01)	3 vs. BALT (SB XXXV)
Longest Punt	63 vs. GB (12/4)	75 vs. TB (12/29/02)	54, three times



## Jason McKie Fullback

**Ht:** 5-11 **Wt:** 243

**Age:** 26

**College:** Temple

**Bears season:** 4

**NFL Season:** 5

**Acquired:** Waiver claim in 2003 (DAL)



# 37

**PRO CAREER:** Versatile contributor during his 3 seasons in Chicago, filling in as an occasional starter at fullback while serving as a regular on special teams... Totalling 18 career receptions with 2 TDs and 17 special teams tackles, has appeared in 30 career games through first 4 NFL seasons while spending time on the rosters of Philadelphia and Dallas before coming to Chicago in 2003... Slowed by an injury for the first half of 2005, started 2 of the final 8 games before recording his first career rushing TD in his post-season debut... Tied for Bears team lead with 2 receiving TDs in 2004, a career-high along with his 15 games played and 13 receptions for 70 yards that year... Participated primarily on special teams in his first season with Chicago... Split rookie season between Eagles practice squad and Cowboys active roster.

**CAREER TRANSACTIONS:** Entered NFL as an undrafted free agent, signing with Philadelphia (4/23/02)... Waived by Eagles (9/1/02)... Signed to Philadelphia's practice squad (9/3/02)... Signed Dallas' active roster (12/7/02)... Waived by Cowboys (8/17/03)... Signed with Chicago (8/19/03)... Waived by Bears (8/31/03)... Signed to Chicago's practice squad (9/1/03)... Elevated to Bears active roster (11/21/03). **SIGNED through 2006**

**2005 SEASON:** Recovered from off-season pectoral injury to participate in 8 games, matching his career high of 2 starts at FB... Set career high with 3 carries for 22 yards while adding 4 receptions for 15 yards and 3 special teams tackles... Recorded first career rushing TD while starting his post-season debut... Placed on Reserve/Non-Football Injury list (9/2) for Games 1-8... Activated (11/8) and played in Games 9-16, starting Games 14 and 16... Caught 2-yard reception vs. SF (11/13)... Started vs. ATL (12/18), catching 3 passes for 13 yards... Set career highs with 3 carries and 22 rushing yards in start at MIN (1/1/06)... Scored first career rushing TD on 3-yard run in Divisional Playoff start vs. CAR (1/15/06). **GAMES PLAYED-STARTED: 8-2**

**PREVIOUS SEASONS: 2004 --** Chicago's back-up FB set career highs in games played (15), starts (2), receptions (13), special teams tackles (10) while his career-high 2 TD catches tied for the lead among all Bears receivers... Tied for 7th on Chicago in special teams tackles... Gained 1 yard vs. DET (9/12) on first career rushing attempt... Played on special teams vs. WASH (10/17), registering team-high 2 tackles... Tallied first career TD on 5-yard pass from QB Chad Hutchinson vs. MIN (12/5); added 1 special teams tackle... Tied for team-lead with 3 catches for 17 yards at JAX (12/12)... Made first NFL start vs. HOU (12/19), catching a 7-yard pass... Led team with career highs of 5 catches for 21 yards at DET (12/26) with a 15-yard TD reception... Started vs. GB (1/2/05) and caught 2 passes for 10 yards. **2003 --** Participated in 6 games on special teams with Chicago, totaling 2 special teams tackles... On Bears practice squad for Games 1-10... Elevated to Chicago's active roster prior to Game 11... Made Bears debut at DEN (11/23) on special teams... Posted 1 special teams tackle vs. ARIZ (11/30) and vs. WASH (12/21). **2002 --** Made NFL debut his rookie season, playing in the season finale for Dallas after beginning the season with Philadelphia... Caught 1 pass for 7 yards and recorded 2 special teams tackles... Began season on Eagles practice squad... Signed by Cowboys after Game 12; Inactive for Games 13-15... Made NFL debut in season finale at WASH (12/29), catching 7-yard pass from Hutchinson and making 2 special teams tackles.

**COLLEGE:** Started 26 games at FB in 4 seasons at Temple (1998-2001) where he was a 2-time team captain, rushing for 700 yards and 8 TDs on 169 carries with 44 catches for 460 yards and 1 TD... As a senior, was Owls 2nd-leading rusher with 227 yards and 2 TDs on 36 carries while catching 10 passes for 57 yards... Ranked 3rd in rushing as a junior with 93 yards on 36 carries and 4th with 20 catch-

# The Players

## Jason McKie

es for 128 yards... Started 5 games as a sophomore, totaling 172 rushing yards on 35 carries and 14 catches for 75 yards and 1 TD... Set career-highs as a true freshman with 57 carries and 3 TDs while rushing for 201 yards... Graduated with a degree in communications.

**PERSONAL:** Named Prep Football Final's Offensive Player-of-the-Year as a senior at Gulf Breeze (Fla.) H.S. rushing for 1,281 yards and 16 TDs on 183 carries as a senior... Won prep wrestling class 5A 238-pound state championship as a senior... Achieved highest GPA among senior football players as a prep before earning Athletic Director's Academic List honors at Temple as a junior... Third cousin, Aaron McKie, is a guard for the NBA's Los Angeles Lakers... Interned with Chicago Bears Broadcasting during the off-season, hosting CBTV and learning video editing techniques.

### Jason McKie's NFL Statistics

#### REGULAR SEASON

Year	Team	GP-GS	Rush	Yds	Avg	Lg	TD	Rec	Yds	Avg	Lg	TD	STT
2002	Dallas	1-0	0	0	-	-	0	1	7	7.0	7	0	2
2003	Chicago	6-0	0	0	-	-	0	0	0	-	-	0	2
2004	Chicago	15-2	1	1	1.0	1	0	13	70	5.4	15	2	10
2005	Chicago	8-2	3	22	7.3	13	0	4	15	3.8	11	0	3
<b>CAREER</b>		<b>30-4</b>	<b>4</b>	<b>23</b>	<b>5.8</b>	<b>13</b>	<b>0</b>	<b>18</b>	<b>92</b>	<b>5.1</b>	<b>15</b>	<b>2</b>	<b>17</b>
<i>Bears Totals</i>		<i>29-4</i>	<i>4</i>	<i>23</i>	<i>5.8</i>	<i>13</i>	<i>0</i>	<i>17</i>	<i>85</i>	<i>5.0</i>	<i>15</i>	<i>2</i>	<i>15</i>

#### POSTSEASON

2005	Chicago	1-1	1	3	3.0	3	1	0	0	-	-	0	0
------	---------	-----	---	---	-----	---	---	---	---	---	---	---	---

#### SEASON / CAREER / PLAYOFF HIGHS

	2005	Career	Playoff
Rushes	3 at MIN (1/1/06)	Same	1 vs. CAR (1/15/06)
Rushing Yards	22 at MIN (1/1/06)	Same	3 vs. CAR (1/15/06)
Rushing TDs	None	1, two times	1 vs. CAR (1/15/06)
Receptions	3 vs. ATL (12/18)	5 at DET (12/6/04)	None
Receiving Yards	13 vs. ATL (12/18)	21 at DET (12/26/04)	None
Receiving TDs	None	1, two times	None
Special Teams Tackles	1, three times	2, three times	None

## THE BRIAN PICCOLO AWARD

Bear veterans vote the Brian Piccolo Award to the rookie who best exemplifies the courage, loyalty, teamwork, dedication, and sense of humor of the late Brian Piccolo. In 1992, the award was expanded to include a veteran who possesses the same qualities.

In his senior season at Wake Forest (1964), Piccolo led the nation in scoring (111 points) and rushing (1,044 yards). Signed with the Bears as an undrafted free agent, he spent a season on the taxi squad, and in four subsequent years he rushed 258 times for 927 yards and four touchdowns. He also caught 58 passes for 537 yards and one TD.

Piccolo died of embryonal cell carcinoma on June 16, 1970. He was 26 years old and left his wife, Joy, three daughters, and legions of friends.

1970	Glen Holloway (G)	1988	James Thornton (TE)	1998	Bobby Engram (WR)
1971	Jerry Moore (S)		Mickey Pruitt (LB)		Tony Parrish (S)
1972	Jim Osborne (DT)	1989	Trace Armstrong (DE)	1999	Marcus Robinson (WR)
1973	Wally Chambers (DT)	1990	Mark Carrier (S)		Jerry Azumah (CB)
1974	Fred Pagac (TE)	1991	Chris Zorich (DT)	2000	Clyde Simmons (DE)
1975	Roland Harper (RB)	1992	Mike Singletary (LB)		Brian Urlacher (LB)
1976	Brian Baschnagel (WR)		Troy Auzenne (T)	2001	James Williams (T)
1977	Ted Albrecht (T)	1993	Tom Waddle (WR)		Anthony Thomas (RB)
1978	John Skibinski (RB)		Myron Baker (LB)	2002	Phillip Daniels (DE)
1979	Dan Hampton (DE)		Todd Perry (T)		Alex Brown (DE)
1980	Bob Fisher (TE)	1994	Shaun Gayle (S)	2003	Olin Kreutz (C)
1981	Mike Singletary (LB)		Raymont Harris (RB)		Charles Tillman (CB)
1982	Jim McMahon (QB)	1995	Erik Kramer (QB)	2004	Olin Kreutz (C)
1983	Jim Covert (T)		Rashaan Salaam (RB)		Tommie Harris (DT)
1984	Shaun Gayle (S)	1996	Chris Zorich (DT)	2005	John Tait (T)
1985	Kevin Butler (K)		Bobby Engram (WR)		Chris Harris (S)
1986	Neal Anderson (RB)	1997	Ryan Wetnight (TE)		
1987	Ron Morris (WR)		John Allred (TE)		
			Van Hiles (S)		



## Terrence Metcalf

### Guard

**Ht:** 6-3 **Wt:** 318

**Age:** 28

**College:** Mississippi

**Bears season:** 5

**NFL Season:** 5

**Acquired:** 3rd round of the 2002 draft



# 60

Metcalf

**PRO CAREER:** Started at both guard positions over his 46 career games played with 15 starts at right guard and 5 at left guard... Became a full-time starter in 2005, starting the first 12 games at RG en route to a career-high 13 starts... Started 17 straight games from 2004-05, beginning with 5 starts at LG to close 2004... Reserve first 3 seasons in the NFL, filled-in for 2 starts and reserve O-line duty in 2003 after playing primarily on special teams as a rookie.

**CAREER TRANSACTIONS:** Entered NFL as a third-round selection (93rd overall) by Chicago in the 2002 NFL Draft... Re-signed 1-year contract with Bears (4/18/05)... Signed 6-year contract extension with Chicago (3/3/06). **SIGNED through 2011**

**2005 SEASON:** Started first 12 games of the season for Chicago at RG before shoulder injury forced him to miss 3 of the last 4 contests and Divisional Playoff... Contributed to O-line allowing less than 2 sacks per game and Thomas Jones rushing for over 1,300 yards while equaling career high with 13 games played... Started at RG Games 1-12, 16; Inactive Games 13-15 and Divisional Playoff with shoulder injury... Made first career season-opening start at WASH (9/11). **GAMES PLAYED-STARTED: 13-13**

**PREVIOUS SEASONS: 2004** - Participated in 13 games for Chicago as a reserve O-linemen and on special teams, starting the final 5 games at LG... Played Games 1-3, 5-8 and 11 - starting Games 12-16 at LG; Active but DNP in Games 4, 9-10... Entered game at LG after Steve Edwards moved to RT to replace injured John Tait at DAL (11/25)... Made first start of season at LG vs. MIN (12/5). **2003** - Appeared in 11 games primarily on special teams, started 2 games and saw relief O-line action in 4 other contests... Participated in Games 6-16 - starting Games 13-14 at RG; Inactive Games 1-5... Made season debut at SEA (10/19) for injured Chris Villarrial at RG... Filled in at RG for start at GB (12/7), the first of his career. **2002** - Participated in 9 of Chicago's final 10 games as a rookie, performing on special teams and as an extra lineman in goal-line situations... Played in Games 7-8 and 10-16; Inactive Games 1-6 and 9... Made NFL debut at MIN (10/27) on special teams.

**COLLEGE:** Started all but 6 games played during his 5-year career at Ole Miss (1997-2001)... Did not allow a sack while starting every game at LT as a junior and senior for team that led the SEC in fewest sacks allowed each season... First-team All-American and consensus first-team all-SEC while starting 11 games at LT as a senior... Garnered first-team all-SEC recognition as a junior while starting 12 games at LT that tied for 3rd in NCAA with 7 sacks allowed... Earned second-team All-America honors as a sophomore... Received a medical redshirt in 1998 after suffering a season-ending ankle injury in his third start of the season... Started all 12 games as a true freshman... Finished career as the school record-holder with a 500-pound bench press... Majored in management.

**PERSONAL:** Considered one of nation's top O-line prospects at Clarksdale (Miss.) H.S., earning All-State and Parade All-America honors as a senior... Named Mississippi's No. 1 prospect on The Clarion-Ledger Top-10 Most Wanted list and selected to the All-America teams of several recruiting publications... Ranked as the No. 1 prep O-lineman coming out of the Southeast Region by Prep Star... Two-way star had 104 tackles and 7 sacks as a junior defensive tackle... He and wife Tonya have 1 son, DeKaylin, and 2 daughters, Zharia and Zkyra... Son of Earlene Metcalf.

### Terrence Metcalf's NFL Statistics

#### REGULAR SEASON

**GAMES PLAYED-STARTED** - 46-20; 2002 (9-0); 2003 (11-2); 2004 (13-5); 2005 (13-13).

# The Players

## Fred Miller

### Tackle

Ht: 6-7 Wt: 314

Age: 33

College: Baylor

Bears season: 2

NFL Season: 11

Acquired: Waived free agent 2005 (TEN)



# 69

**PRO CAREER:** Veteran offensive tackle of 10 years has started 133 of 155 career games played and enters the season having started 117 of last 118

games... Has started all 16 regular-season games 6 times in his career and has started at least 15 contests in 8 straight seasons... Competing in the post-season in 5 of his 10 NFL seasons, his teams have posted a 5-4 career record in 9 career post-season starts, including helping St. Louis win Super Bowl XXXIV... Opened holes for a 1,000-yard rusher 6 times during his 8 years as a starter including Thomas Jones' 1,335 yards last year and Eddie George's 1,509 yards in 2000... Tennessee QBs threw for over 3,000 yards in each of his final 4 campaigns with the team... Only Titans O-lineman to start all 80 regular-season games from 2000-04... Initially became an NFL starter at left guard for St. Louis in 1998 before moving to right tackle in 1999 during the Rams Super Bowl season.

**CAREER TRANSACTIONS:** Entered NFL as a fifth-round selection (141st overall) by St. Louis in the 1996 NFL Draft... Signed three-year contract with Rams (7/15/96)... Received qualifying offer from St. Louis (2/11/99) and re-signed as a restricted free agent with Rams (6/1/99)... Contract expired with St. Louis (2/10/00) and signed as an unrestricted free agent with Tennessee (2/23/00)... Released by Titans (2/22/05)... Signed by Chicago to a 5-year contract (3/8/05). **SIGNED through 2009**

**2005 SEASON:** Started at RT in 15 games, plus the playoff contest, in his first season with Chicago... Started Games 1-8, 10-16; Inactive Game 9 due to jaw injury... Made Bears debut at WASH (9/11) in his ninth consecutive season opening start... Helped rushing attack gain 187 yards and average 5.1-yards per carry vs. DET (9/18)... Contributed to 176-yard rushing effort at CLE (10/9)... Opened holes for 183-yard rushing output at NO (11/6)... Inactive vs. SF (11/13) due to broken jaw, snapping string of 110 consecutive games started... Returned to starting line-up vs. CAR (11/20)... Start at TB (11/27) marked his 150th career game played... Started at RT in Divisional Playoff vs. CAR (1/15/06). **GAMES PLAYED-STARTED: 15-15**

**PREVIOUS SEASONS:** **2004** -- Tennessee's only O-lineman to start all 16 games, doing so for the sixth consecutive season... Helped Chris Brown compile his first 1,000-yard rushing season (1,067 yards) and six 100-yard games while helping Titans QBs combine for 3,829 passing yards... Started at RT at JAX (11/21) without practicing all week due to an ankle injury... Started at RT and helped team gain 542 total yards vs. KC (12/23) on Monday Night Football; also saw limited time at RG, but left game in 3rd quarter due to irritation of ankle injury... Left start vs. DEN (12/25) after injuring knee and ankle. **2003** -- Started all 16 games for the fifth consecutive season for an O-line that finished tied for 3rd in AFC (6th NFL) with 25 sacks allowed... Helped Eddie George record his seventh 1,000-yard season (1,031) and Steve McNair lead NFL in passing (100.4 rating)... Helped team total more than 100 rushing yards in 8 regular season contests and 1 post-season game... Did not allow a sack and helped offense gain 165 rushing yards at BALT (1/3/04) in Wild Card Game. **2002** -- Started every game at RT for fourth straight season... Helped Titans finish 2nd in NFL with 21 sacks allowed, the second time in his 3 years with Tennessee that the O-line finished in the top 3 in sacks allowed... Contributed to team's 1,952 rushing yards... Started both postseason contests, including the offense's 338-yard, 1-sack performance vs. PIT (1/11/03) in Divisional Playoff. **2001** -- Started 16 games at RT for Tennessee and helped offense rank 8th overall in NFL. **2000** -- Began Titans career by starting all 16 games at RT after joining team as a free agent from St. Louis... Paved way for 7 Eddie George rushing TDs to right side of line and 14 total rushing TDs. Contributed to George's 1,509 rushing yards, six 100-yard games and 2 games



# The Players

## Fred Miller

Miller

with 3 TDs... Part of a line that allowed 28 sacks, tied for 2nd-best in AFC and 3rd-best in NFL. **1999** - Major contributor to St. Louis' Super Bowl championship by starting all 16 regular season games and all 3 post-season games at RT... Member of Rams offense that led NFL in total offense and ranked 7th in sacks allowed... Offense rushed for 100 yards in 7 games and passed for 300 yards in 9 games while holding 3 teams without a sack... Held All-Pro Defensive End Michael Strahan without a sack vs. NYG (12/19)... Started all 3 playoff games, including a Super Bowl XXXIV performance vs. TEN (1/30/00) in which he held DE Jevon Kearse without a sack. **1998** - Started 15 games at LG for Rams after being moved from RT in training camp... Helped St. Louis rush for a season-high 181 yards vs. BUF (9/20). **1997** - Played 15 games while making 7 seven starts at RT, earning 12th Man offensive award from coaches... Made first NFL start at RT vs. NO (8/31)... Limited Reggie White to 2 tackles and no sacks at GB (11/9). **1996** - Began NFL career by playing in 14 games for St. Louis as a multi-purpose offensive lineman, playing both tackle positions and handling long-snapping duties on field goals... Made NFL debut on special teams vs. WASH (9/22).

**COLLEGE:** Two-time all-Southwest Conference selection at Baylor (1992-95) started 41 of 44 collegiate games... Played in the East-West Shrine game and the Hula Bowl... Graduated with degree in sociology.

**PERSONAL:** Named All-Greater Houston for the Eagles of Eisenhower H.S. in Aldine, TX... Heavily involved in community relations work, devotes much of his time, money and effort to the Nurses for Newborns Foundation ([nursesfornewborns.org](http://nursesfornewborns.org)) with his wife, Kim, who serves as the charity's regional director. The organization is designed to help prevent infant mortality, child abuse and neglect through home based programs that provide education, healthcare and positive parenting skills. He and his wife began their work with the foundation during their time in St. Louis, and on August 15, 2001, made one of the largest single charitable financial donations in NFL history, giving over \$1 million to fund the program in Nashville. Since then, the charity's reach has broadened, reaching several counties across Tennessee with hopes of expanding even further... Born Fred J. Miller Jr., Feb. 6, 1973, in Houston, TX, he and his wife, Kim, have two sons Grant and Evan... Participated in the NFL's Punt, Pass and Kick Competition as a child... An avid deer and wild turkey hunter, his prize catches include a 12-point deer and a 22-pound turkey with 1½-inch spurs and a 10-inch beard.

### Fred Miller's NFL Statistics

#### REGULAR SEASON

GAMES PLAYED-STARTED -- 155-133: 1996 STL (14-0); 1997 STL (15-7); 1998 STL (15-15); 1999 STL (16-16); 2000 TEN (16-16); 2001 TEN (16-16); 2002 TEN (16-16); 2003 TEN (16-16); 2004 TEN (16-16); 2005 CHI (15-15).

#### POSTSEASON

GAMES PLAYED-STARTED -- 9-9: 1999 STL (3-3); 2000 TEN (1-1); 2002 TEN (2-2); 2003 TEN (2-2); 2005 CHI (1-1).

### REDUCING SACKS ALLOWED

Allowing an average of less than two sacks per game, Chicago finished the regular season tied for 10th in the NFL with just 31 sacks allowed in 2005. The Bears held three opponents without a sack during the regular season, the most since 2001 (7). The Bears starting offensive line, each of whom started at least 12 games in 2005, averages over eight years of NFL experience and over 101 starts per man with a combined 14 postseason starts. The unit is made up of two home-grown talents (C Olin Kreutz and RG Terrence Metcalfe) and three free agent additions (LT John Tait, LG Ruben Brown and RT Fred Miller) while being backed-up by veteran free agent additions OT John St. Clair and G/C Roberto Garza who combined to make nine starts due to injury. Chicago allowed 35 fewer sacks in 2005 after permitting a team record 66 sacks in 2004.

# The Players

## Qasim Mitchell Tackle/Guard



Ht: 6-5 Wt: 347

Age: 26

College: No. Carolina A&T

Bears season: 4

NFL Season: 5

Acquired: Waived free agent 2003 (CLE)



# 72

**PRO CAREER:** Versatile reserve offensive lineman has experience playing both guard and tackle during his 4 seasons with Chicago... Has served as an injury fill-in at left tackle in 16 of his 23 career games played... Gained on-field experience during the 2006 NFL Europe season, starting 3 games at tackle for Frankfurt Galaxy... Set career highs in 2004 with 16 games played and 14 starts... Joined Bears in 2003 after being waived from Cleveland's practice squad... Spent rookie season on injured reserve with the Browns.

**CAREER TRANSACTIONS:** Entered NFL as an undrafted free agent, signing with Cleveland (4/26/02)... Waived from Brown practice squad (9/12/03)... Signed with Chicago's practice squad (9/16/03)... Elevated to Bears active roster (11/14/03)... Signed 5-year contract extension with Chicago (11/6/04)... Assigned by Bears to NFL Europe and selected in NFL Allocated Players Draft by Frankfurt (1/06). **SIGNED through 2008**

**2005 SEASON:** Participated in 4 games, primarily on special teams... Played Games 2, 4-5 and 16; DNP in Games 3, 7 and 14; Inactive Games 1, 6, 8-13 and 15... Made season debut vs. DET (9/18)... Saw most reserve O-line duty of season at MIN (1/1/06). **GAMES PLAYED-STARTED: 4-0**

**PREVIOUS SEASON: 2004** -- Started career-high 14 games for Bears at LT while playing in all 16 games for the first time in his career... Participated in Games 1-16 - starting Games 1-14 at LT for injured Marc Colombo... Limited Kabeer Gbaja-Biamila to just 2 assisted tackles at GB (9/19)... Recovered Rex Grossman fumble at MIN (9/26) at Vikings 25-yard line to retain possession that led to FG. **2003** -- Participated in 3 games for Chicago, starting 2 at LT, before being placed on injured reserve for the final game due to a leg injury... Played Games 13-15 - starting Games 14-15 at LT; Inactive Games 10-12... Joined Bears following Game 2 and spent Games 3-9 on practice squad... Elevated to active roster prior to Game 10... Made NFL debut at GB (12/7), subbing at LT for injured Mike Gandy in final series of game... Made first NFL start vs. MIN (12/14), opening at LT for injured Gandy... Started vs. WASH (12/21), but left 4th quarter due to leg injury... Placed on injured reserve due to fractured fibula (12/23). **2002** -- Missed rookie season with Cleveland due to a lung injury... Placed on injured reserve (8/27).

**COLLEGE:** Started all 35 contests on the O-line during 3 seasons at North Carolina A&T (1999-2001)... Named first-team all-Mid-Eastern Athletic Conference as a senior... Selected as MEAC Lineman-of-the-Year... Earned Sheridan Broadcasting Network Black College All-American selection as a senior.

**PERSONAL:** Native of Jacksonville, N.C. would like to coach football after concluding his playing career... Nickname is "Big Q"... He and his wife, Laura, have 1 son.

### Qasim Mitchell's NFL Statistics

#### REGULAR SEASON

GAMES PLAYED-STARTED -- 23-16: 2002 (0-0); 2003 (3-2); 2004 (16-14); 2005 (4-0).



## Muhsin Muhammad

### Wide Receiver

**Ht:** 6-2 **Wt:** 215

**Age:** 33

**College:** Michigan State

**Bears season:** 2

**NFL Season:** 11

**Acquired:** Waived free agent in 2005 (CAR)



# 87

Muhammad

**PRO CAREER:** Two-time Pro Bowler (1999, 2004) is one of just 5 active NFL receivers with at least 50 receptions in each of the last 8 seasons... Has gained 8,501 career receiving yards while catching 48 touchdown passes; his 642 receptions rank 11th among active NFL receivers... Tied for 4th in NFL with 20 receiving TDs from 2004-05 (M. Harrison, 27; A. Gates, 23; R. Moss, 21)... Has converted a first down on 134 of 162 career third-down receptions (82.7%), including 46 consecutive to end the 2005 season... Chicago's most veteran receiver led the team with 64 catches for 750 yards and 4 TDs in his first season with the Bears, the team's highest total in each category in the last 3 seasons... Signed with Chicago after writing Carolina's record book for receiving during his 9 years with the team... Paced the NFL with 1,405 receiving yards and 16 receiving TDs in 2004, setting several franchise milestones while compiling those totals due to his 93 receptions... Left Panthers as the all-time franchise leader in receptions (578), receiving yards (7,751), TDs (44-tie), scoring among non-kickers (268 points), 1,000-yard receiving seasons (3), 100-yard receiving games (26), 100-yard games in a season (7), receptions in a season (102), receptions in a game (11), receiving yards in a season (1,405), receiving yards in a game (192), TDs in a season (16), TDs in a game (3-tie) and games started (113)... Paced Carolina in receptions in 1999, 2000, 2002 and 2004 while leading the team in receiving yards in 1999, 2000 and 2004... Became first WR in Panthers history to reach career totals of 100 starts, 500 receptions and 7,500 receiving yards.

**CAREER TRANSACTIONS:** Entered NFL as a second-round selection (43rd overall) by Carolina in the 1996 NFL Draft... Signed to contract extension by Carolina (1/28/00)... Released by Carolina (2/25/05)... Signed 6-year contract with Chicago (2/27/05). **SIGNED through 2010**

**2005 SEASON:** Started all 15 games played in his first season in Chicago, marking his fourth straight season and seventh in 8 years in which he started at least 14 games... Set team highs with 64 receptions for 750 yards with 4 TDs, all standing as the most by a Bears player since 2002... Tallied 13 of the team's 27 receptions of 20 or more yards... Paced club in receptions and receiving yards in 8 games... Started Games 1-15; Inactive Game 16... Made Bears debut at WASH (9/11), leading Chicago with a game-high 6 receptions for team-best 59 yards... Caught first TD as a Bear on 28-yard catch vs. DET (9/18) en route to team-high 81 yards on game-high 6 catches... Recorded 600th career reception and passed 8,000 career receiving yards at CLE (10/9) with team highs of 6 catches for 52 yards... Gained season-high 85 yards on 3 receptions at NO (11/6) with catches of 33, 30 and 22 yards... Caught 6 passes for 49 yards with 3-yard TD grab vs. CAR (11/20)... Posted season highs of 8 receptions and 91 receiving yards at PIT (12/11)... Led team with 5 catches at GB (12/25) for 58 yards including 12-yard TD reception on Bears' opening drive of game. **GAMES PLAYED-STARTED: 15-15**

**PREVIOUS SEASONS: 2004** -- Named a Pro Bowl starter after leading NFL in TD catches, NFC in receiving yards and finishing 3rd in NFC in catches for Carolina... Became first player in Panthers history to produce 3 seasons with 1,000 receiving yards (team-record 1,405) and first player to produce 3 seasons with 90 catches (93)... Team record 16 TD catches, passing the previous franchise mark of 12 by Patrick Jeffers (1999) and Wesley Walls (1999)... Set team record for 100-yard receiving games with 7, including 5 in the 2nd half of the season when he led all NFL wideouts with 62 receptions, 1,009 yards, 12 TDs... Ranked 6th in NFC with 1,420 yards from scrimmage, 2nd in points among non-kickers with 96 and tied for 3rd with 75 total first downs... Opened season vs. GB (9/13) on *Monday Night Football* with team-high 65 receiving yards on 4 catches with 1 TD... Led team with 7 recep-

# The Players

## Muhsin Muhammad

tions for 114 yards vs. ATL (10/3), becoming first Panthers player to start 100 games... Became 1 of 17 active players in NFL with 500 career receptions while catching a team-high 6 passes for 48 yards with TD at PHI (10/17)... Matched own team record with 3 TD catches at SF (11/14) among 6 receptions for 123 yards... Season-highs 10 receptions for 179 yards with TD at NO (12/5); the third-highest receiving yardage total in team history and his sixth career 10-catch game... Equaled season-high with 10 receptions for 135 yards with a 6-yard TD at ATL (12/18). **2003** -- Helped lead Panthers to Super Bowl by ranking 2nd on team in receptions (54) and receiving yards (837) while starting all 15 games played... Recorded 36 receptions for 585 yards and 2 of his 3 TDs during season's last 8 games... Combined with fellow WR Steve Smith (team-high 88 catches for 1,110 yards) for 142 receptions, 2nd among NFC WR combinations behind St. Louis' Torrey Holt and Isaac Bruce (186)... Their combined total of receiving yards ranked 4th in NFC... Contributions as a blocker helped Panthers end season ranked 8th in NFL in rushing... Started all 4 post-season contests, catching 15 passes for 352 yards and 2 TDs while also recovering a fumble for a TD... Ranked 2nd in NFC to teammate Smith in post-season receptions, receiving yards and total scrimmage yards as the pair combined for 756 combined receiving yards to establish an NFL postseason record for the most combined receiving yards by teammates (previously 569 yards by Roger Craig/Jerry Rice, SF, 1988)... First receiving tandem in NFL post-season history to record a minimum of 10 receptions and each average over 22 yards per catch and the first duo to each boast a reception of 70 yards or longer during the same post-season (His 85-yard TD in Super Bowl XXXVIII and Smith's 70-yard catch in Wild Card Game)... Produced season highs of 9 receptions and 189 receiving yards vs. WASH (11/16); second highest single-game receiving yardage total in team history... Caught 4 passes for 103 yards in Wild Card Game vs. DAL (1/3), including 49-yard reception... Scored Carolina's first TD of Divisional Playoff at STL (1/10) when he recovered fumble by Jake Delhomme that was deflected into the end zone... Responsible for Panthers first TD in NFC Championship game with a 24-yard score at PHI (1/18)... Team-high 140 receiving yards on 4 receptions in Super Bowl XXXVIII vs. NE (2/1), including a Super Bowl record for longest offensive play with an 85-yard TD catch from Delhomme. **2002** -- Led Panthers with 63 catches for 823 yards and 3 TDs while starting all 14 games he played... Ranked 2nd on team in receiving yards and TD catches and generated 100 receiving yards in 3 games... Led or tied for team-lead in receptions in 10 games... Led team vs. DET (9/15) with season-high 8 catches and 107 receiving yards, including 22-yard TD... Left the game in 3rd quarter at MIN (9/22) with hamstring injury... Inactive at GB (9/29) and vs. ARIZ (10/6) due to injury... Totaled 31 receiving yards vs. TB (10/27) to surpass 5,000 career receiving yards... Eclipsed 400-career reception plateau at TB (11/17)... Matched season high with 8 catches for 106 yards vs. CIN (12/8), including 2-yard TD... Recorded career-long 20 yard run on lateral at PIT (12/15). **2001** -- Finished 2nd on Carolina with 50 catches for 585 yards and 1 TD while starting all 11 games he played... Produced season highs of 10 catches and 132 receiving yards at ATL (9/23)... Left game with shoulder injury vs. SF (11/18)... Inactive due to injury vs. ATL (11/25) and at NO (12/2)... Led team with 8 catches for 108 yards at BUF (12/9)... Inactive with toe injury vs. STL (12/23), vs. ARIZ (12/30) and vs. NE (1/6/02). **2000** -- Led NFC and tied for NFL lead in receptions with career-high and franchise record 102 for 1,183 yards and 6 TDs while starting all 16 Panthers games for the second time in his career... Became first player to lead NFC in receptions in consecutive seasons since Sterling Sharpe (1992-93 with GB), and became eighth player to lead either conference in catches in back-to-back campaigns since the NFL merger in 1970... Became Carolina's all-time receptions leader while surpassing his own team single-season mark (96 in 1999)... Led or tied for the team lead in receptions in 10 contests... Recorded 3 games with at least 10 catches and was responsible for 5 games with at least 100 receiving yards... Closed season with incredible 5-game stretch that vaulted him from a tie for 7th in the NFC in receptions to 1st in the standings... Left game in 1st quarter vs. SEA (10/8) with hamstring injury... Became team's all-time leader in catches with 5 for team-high 99 yards with a 13-yard TD vs. NO (11/12); also made extraordinary hustle play by recovering fumble by Saints DE Darin Howard in the end zone that was forced by TE Kris Mangum and prevented an INT return for a TD... Tied his team single-game mark and personal-best with season-high 11 catches for a season-high 131 yards and 2 TDs vs. GB (11/27) on *Monday Night Football*; marking the beginning of his season-ending binge during which he caught 48 passes for 514 yards and 3 TDs... Led team with 9 catches for 72 yards and TD vs. SD (12/17), becoming first player in team history to amass a pair of 1,000 yard receiving seasons and first to accomplish the feat in consecutive years... Closed season with team-highs of 10 catches and 114 yards at OAK (12/24). **1999** -- Selected to first Pro Bowl after posting 96 catches for 1,253



# The Players

## Muhsin Muhammad

Muhammad

yards while starting all 15 games played... Led NFC in receptions and ranked 4th in receiving yards while posting 100-yard receiving outings on 5 occasions... Produced 8 TD catches and led or tied for team lead in receptions in 9 contests... Totaled 103 receiving yards on 4 receptions vs. JAX (9/19), including season-long 60-yard TD catch... Recorded first consecutive 100-yard receiving games in team history with 117 receiving yards on 8 catches vs. CIN (9/26)... Registered third consecutive 100-yard receiving game with 151 receiving yards on 8 catches at WASH (10/3)... Team-high 7 catches for 72 yards at CLE (11/21) made him Carolina's all-time receiving yardage leader... Inactive with hamstring injury vs. ATL (11/28)... Set single-game team marks with 11 catches and 3 TDs for 126 yards vs. SF (12/18). **1998** -- Started all 16 games for the first time in his career and ranked 2nd on Panthers with 68 catches, 941 receiving yards and 6 TDs... Tallied three 100-yard receiving efforts... Caught personal and team season-long 72-yard TD reception at ATL (10/4)... Set personal and team record with 192 receiving yards at NO (9/13) on 9 receptions with a 17-yard TD... Led team with 4 receptions for 104 yards with a season-long equaling 72-yard TD at ATL (10/4)... Team-high 7 receptions for 118 yards vs. WASH (12/13); caught 2-point conversion... Notched 2 catches for 22 yards with a 3-yard TD vs. STL (12/20)... Limited to first-half action at IND (12/27), marking his only game of the season without a reception to end a streak of 19 straight games with a catch. **1997** -- Saw action in 13 contests with Carolina, making 5 starts, and totaled 27 catches for 317 yards... Notched 4 special teams tackles... Led team with 4 catches for 43 yards at SD (9/14) in a start before breaking his wrist in the 4th quarter and undergoing surgery (9/16)... Inactive vs. KC (9/21), vs. SF (9/29) and at MIN (10/12) with broken left wrist... Returned to lineup at NO (10/19), but did not make first reception until catching 3 passes for 39 yards at STL (11/23)... Returned to starting lineup for final 4 games vs. NO (11/30), catching 3 passes for 40 yards. **1996** -- Appeared in 9 games as a rookie with Carolina, starting 5, and played in both playoff contests... Caught 25 passes for 407 yards and 1 TD... Inactive vs. ATL (9/1) with shoulder injury suffered in preseason... First reception came in NFL debut at NO (9/8) among season-high 6 catches for 96 yards, all in 2nd half... Equalled season-high of 96 receiving yards on 5 receptions at JAX (9/29) in first NFL start... Lone catch vs. STL (10/13) went for season-long 54-yard TD... Inactive for 6 games from 11/3 to 12/8 due to hamstring injury suffered in practice... Returned to action vs. BAL (12/15)... Inactive vs. PIT (12/22)... Made postseason debut in Divisional Playoff vs. DAL (1/5/06).

**COLLEGE:** Played 36 games during his career at Michigan State (1992-95), making 12 starts and totaling 69 receptions for 1,147 yards and five TDs... Posted 41 catches for 696 yards his senior year... Caught 9 passes for 178 yards with a career-long 78-yard TD in Independence Bowl vs. LSU, the 5th-highest single-game receiving yardage total in Spartans history... Co-winner of most improved player award as a junior after making 10 catches for 161 yards and 2 TDs along with 16 special teams stops.

**PERSONAL:** All-state linebacker and running back at Waverly (MI) HS in Lansing, earning 3 letters in football, 2 in basketball and 2 in track... Muhsin's charitable organization, The M2 Foundation for Kids, is dedicated to enhancing the educational and physical development of children. Through creative and positive interaction with young people the organization's goal is to motivate and help youth improve educational achievement and develop personal competencies for becoming healthy productive adults... Partnered with former Carolina teammates Stephen Davis, Mike Rucker and Mike Minter to open the Ruckus House Learning Center, a 15,000 square foot state-of-the-art child development facility in Harrisburg, NC in June 2005... Served as the local spokesperson for Muscular Dystrophy Association in Charlotte, NC and his 5-year relationship with the organization helped to raise funds and awareness for the group... Was an NFL Europe color commentator for FOX television during the 2002 and 2003 campaigns... Also served as a 2004 post-season correspondent and 2005 draft analyst for NFL Network... Co-host with Charles Tillman of local radio show "Bears All-Access" during the 2005 season... Conducts an annual football camp that raises money for Muscular Dystrophy along with a Christmas toy drive... Serves as spokesperson for Men For Change, a group that generates money and awareness for a battered women's shelter... Named the Panthers "Man of the Year" in 1999 for his efforts in the community... Born Muhsin Muhammad II in Lansing, MI, he and wife, Christa, have 3 daughters, Jordan Taylor, Chase Soen and Kennedy Rain, and 1 son, Muhsin III... First name is Arabic for "charitable" or "one who does good deeds"... Name is pronounced Moo-SIN Moo-HAH-maad.

# The Players

## Muhsin Muhammad

### Muhsin Muhammad's NFL Statistics

#### REGULAR SEASON

Year	Team	GP-GS	Rec	Yds	Avg	Lg	TD	Rush	Yds	Avg	Lg	TD
1996	Carolina	9-5	25	407	16.3	54	1	1	-1	-1.0	-1	0
1997	Carolina	13-5	27	317	11.7	38	0	0	0	-	-	0
1998	Carolina	16-16	68	941	13.8	72t	6	0	0	-	-	0
1999	Carolina	15-15	96	1253	13.1	60	8	0	0	-	-	0
2000	Carolina	16-16	102	1183	11.6	36	6	2	12	6.0	8	0
2001	Carolina	11-11	50	585	11.7	43	1	0	0	-	-	0
2002	Carolina	14-14	63	823	13.1	42	3	3	40	16.7	20	0
2003	Carolina	15-15	54	837	15.5	60	3	2	-2	-1.0	0	0
2004	Carolina	16-16	93	1405	15.1	51	16	3	15	5.0	13	0
2005	Chicago	15-15	64	750	11.7	33	4	0	0	-	-	0
<b>CAREER</b>		<b>140-128</b>	<b>642</b>	<b>8501</b>	<b>13.2</b>	<b>72t</b>	<b>48</b>	<b>11</b>	<b>64</b>	<b>5.8</b>	<b>20</b>	<b>0</b>

**ADDITIONAL STATS:** Kickoff Returns -- 2003 (1 for 2 yards). Fumbles-Lost -- 11-5: 1998 (2-2), 1999 (1-1), 2000 (1-0), 2001 (2-1), 2003 (3-1), 2004 (2-0), 2005 (0-0).

#### POSTSEASON

Year	Team	GP-GS	Rec	Yds	Avg	Lg	TD	Rush	Yds	Avg	Lg	TD
1996	Carolina	2-0	0	0	0.0	-	0	0	0	-	-	0
2003	Carolina	4-4	15	352	23.5	85t	2	3	14	4.7	6	0
2005	Chicago	1-1	3	58	19.3	24	0	0	0	-	-	0
<b>CAREER</b>		<b>7-5</b>	<b>18</b>	<b>410</b>	<b>22.8</b>	<b>85t</b>	<b>2</b>	<b>3</b>	<b>14</b>	<b>4.7</b>	<b>6</b>	<b>0</b>

#### SEASON / CAREER / PLAYOFF HIGHS

	2005	Career	Playoff
Receptions	8 at PIT (12/11)	11, 2 times	5 at STL (1/10/04)
Receiving Yards	91 at PIT (12/11)	192 at NO (9/13/98)	140 vs. NE (SB XXXVIII)
Longest Reception	33 at NO (11/16)	72t at ATL (10/4/98)	85t vs. NE (SB XXXVIII)
Touchdowns	1, 4 times	4 at BUF (10/19/03)	1, 2 times

#### 1996 CAROLINA PANTHERS

Date	W/L	Opp.	Rec	Yds	Avg.	Long	TD
09/01	W	ATL	INACTIVE				
09/08	W	@ NO	6	96	16.0	39	0
09/22	W	SF	3	36	12.0	20	0
09/29*	L	@ JAC	5	96	19.2	39	0
10/06*	L	@ MIN	4	34	8.5	13	0
10/13*	W	STL	1	54	54.0	54	1
10/20*	W	NO	3	46	15.3	22	0
10/27*	L	@ PHI	3	45	15.0	35	0

11/03	L	@ ATL	INACTIVE				
11/10	W	NYG	INACTIVE				
11/17	W	@ STL	INACTIVE				
11/24	W	@ HOU	INACTIVE				
12/01	W	TB	INACTIVE				
12/08	W	@ SF	INACTIVE				
12/15	W	BAL	0	0	0.0	0	0
12/22	W	PIT	INACTIVE				
<b>Totals</b>	<b>2-3</b>		<b>25</b>	<b>407</b>	<b>16.3</b>	<b>54</b>	<b>1</b>

#### POSTSEASON

01/05	W	DAL	0	0	0.0	0	0
01/12	L	@ GB	0	0	0.0	0	0
<b>Totals</b>	<b>0-0</b>		<b>0</b>	<b>0</b>	<b>0.0</b>	<b>0</b>	<b>0</b>

#### 1997 CAROLINA PANTHERS

Date	W/L	Opp.	Rec	Yds	Avg	Long	TD
08/31	L	WAS	0	0	0.0	0	0
09/07	W	@ ATL	8	71	8.9	15	0
09/14*	W	@ SD	4	43	10.8	13	0
09/21	L	KC	INACTIVE				
09/29	L	SF	INACTIVE				
10/12	L	@ MIN	INACTIVE				
10/19	W	@ NO	0	0	0.0	0	0
10/26	W	ATL	0	0	0.0	0	0
11/02	W	OAK	0	0	0.0	0	0

11/09	L	@ DEN	0	0	0.0	0	0
11/16	L	@ SF	0	0	0.0	0	0
11/23	W	@ STL	3	39	13.0	25	0
11/30*	L	NO	3	40	13.3	19	0
12/08*	W	@ DAL	4	73	18.3	38	0
12/14*	L	G	1	6	6.0	6	0
12/20*	L	STL	4	45	11.3	15	0
<b>Totals</b>	<b>2-3</b>		<b>27</b>	<b>317</b>	<b>11.7</b>	<b>38</b>	<b>0</b>

#### 1998 CAROLINA PANTHERS

Date	W/L	Opp.	Rec	Yds	Avg	Long	TD
09/06*	L	ATL	2	24	12.0	15	0
09/13*	L	@ NO	9	192	21.3	59	1
09/27*	L	GB	2	25	12.5	15	1
10/04*	L	@ ATL	4	104	26.0	72	1
10/11*	L	@ DAL	5	63	12.6	23	0
10/18*	L	@ TB	6	56	9.3	19	0
10/25*	L	BUF	6	66	11.0	20	0
11/01*	W	NO	3	23	7.7	11	1
11/08*	L	@ SF	4	74	18.5	33	0
11/15*	L	MIA	3	21	7.0	12	0
11/22*	W	@ STL	4	36	9.0	13	0
11/29*	L	@ NYJ	3	44	14.7	31	0
12/06*	L	SF	8	73	9.1	12	1
12/13*	L	WAS	7	118	16.9	63	0
12/20*	W	STL	2	22	11.0	19	1
12/27*	W	@ IND	0	0	0.0	0	0
<b>Totals</b>	<b>4-12</b>		<b>68</b>	<b>941</b>	<b>13.8</b>	<b>72</b>	<b>6</b>

#### 1999 CAROLINA PANTHERS

Date	W/L	Opp.	Rec	Yds	Avg	Long	TD
09/12*	L	@ NO	4	64	16.0	26	0
09/19*	L	JAC	4	103	25.8	60	1
09/26*	W	CIN	8	117	14.6	33	0
10/03*	L	@ WAS	8	151	18.9	31	0
10/17*	W	@ SF	6	96	16.0	39	1
10/24*	L	DET	4	62	15.5	29	0
10/31*	L	@ ATL	5	62	12.4	18	0



# The Players

## Muhsin Muhammad

Muhammad

11/07*	W	PHI	8	88	11.0	27	2
11/14*	L	@ STL	9	125	13.9	30	0
11/21*	W	@ CLE	7	72	10.3	23	0
11/28	W	ATL	INACTIVE				
12/05*	L	STL	4	46	11.5	15	0
12/12*	W	@ GB	8	51	6.4	13	0
12/18*	W	SF	11	126	11.5	29	3
12/26*	L	@ PIT	4	45	11.3	16	0
01/02*	W	NO	6	45	7.5	18	1
<b>Totals</b>	<b>7-8</b>		<b>96</b>	<b>1253</b>	<b>13.1</b>	<b>60</b>	<b>8</b>

### 2000 CAROLINA PANTHERS

Date	W/L	Opp	Rec	Yds	Avg	Long	TD
09/03*	L	@ WAS	6	48	8.0	22	0
09/10*	W	@ SF	8	108	13.5	36	1
09/17*	L	ATL	5	34	6.8	9	1
10/1*	L	DAL	5	52	10.4	27	0
10/8*	W	SEA	1	8	8.0	8	0
10/15*	L	@ NO	2	27	13.5	19	0
10/22*	W	SF	9	127	14.1	27	0
10/29*	L	@ ATL	1	7	7.0	7	0
11/05*	W	@ STL	6	83	13.8	23	0
11/12*	L	NO	5	99	19.8	34	1
11/19*	L	@ MIN	6	76	12.7	23	0
11/27*	W	GB	11	131	11.9	34	2
12/03*	W	STL	10	95	9.5	18	0
12/10*	L	@ KC	8	102	12.8	23	0
12/17*	W	SD	9	72	8.0	14	1
12/24*	L	@ OAK	10	114	11.4	26	0
<b>Totals</b>	<b>7-9</b>		<b>102</b>	<b>1183</b>	<b>11.6</b>	<b>36</b>	<b>6</b>

### 2001 CAROLINA PANTHERS

Date	W/L	Opp	Rec	Yds	Avg	Long	TD
09/09*	W	@ MIN	4	69	17.3	43	1
09/23*	L	@ ATL	10	132	13.2	38	0
09/30*	L	GB	3	39	13.0	19	0
10/07*	L	@ SF	8	62	7.8	17	0
10/14*	L	NO	2	8	4.0	4	0
10/21*	L	@ WAS	2	27	13.5	16	0
10/28*	L	NYJ	2	15	7.5	10	0
11/04*	L	@ MIA	4	45	11.3	19	0
11/11*	L	@ STL	6	75	12.5	28	0
11/18*	L	SF	1	9	9.0	9	0
11/25	L	ATL	INACTIVE				
12/02	L	@ NO	INACTIVE				
12/09*	L	@ BUF	8	104	13.0	36	0
12/23	L	STL	INACTIVE				
12/30	L	ARI	INACTIVE				
01/06	L	NE	INACTIVE				
<b>Totals</b>	<b>1-10</b>		<b>50</b>	<b>585</b>	<b>11.7</b>	<b>43</b>	<b>1</b>

### 2002 CAROLINA PANTHERS

Date	W/L	Opp	Rec	Yds	Avg	Long	TD
09/08*	W	BAL	2	37	18.5	33	0
09/15*	W	DET	8	107	13.4	32	1
09/22*	W	@ MIN	6	63	10.5	25	0
09/29	L	@ GB	INACTIVE				
10/06	L	ARI	INACTIVE				
10/13*	L	@ DAL	6	82	13.7	24	0
10/20*	L	@ ATL	2	21	10.5	12	0
10/27*	L	TB	3	31	10.3	17	0
11/10*	L	NO	4	112	28.0	42	0
11/17*	L	@ TB	3	59	19.7	29	0
11/24*	L	ATL	0	0	0.0	0	0
12/1*	W	@ CLE	4	49	12.3	17	0
12/08*	W	CIN	8	106	13.3	26	1
12/15*	L	@ PIT	5	39	7.8	17	0
12/22*	W	CHI	5	22	4.4	10	1
12/29*	W	@ NO	7	95	13.6	31	0
<b>Totals</b>	<b>7-7</b>		<b>63</b>	<b>823</b>	<b>13.1</b>	<b>42</b>	<b>3</b>

### 2003 CAROLINA PANTHERS

Date	W/L	Opp	Rec	Yds	Avg	Long	TD
09/07*	W	JAC	1	13	13.0	13	1
09/14*	W	@ TB	4	61	15.3	22	0
09/28*	W	ATL	2	27	13.5	16	0
10/05*	W	NO	5	42	8.4	16	0
10/12*	W	@ IND	2	10	5.0	6	0
10/19*	L	TEN	2	70	35.0	60	0
10/26	W	@ NO	INACTIVE				
11/02*	L	@ HOU	2	29	14.5	20	0
11/09*	W	TB	4	46	11.5	22	0
11/16*	W	WASH	9	189	21.0	40	0
11/23*	L	@ DAL	2	58	0.0	35	0
11/30*	L	PHI	6	79	13.2	23	1
12/07*	L	@ ATL	3	53	17.7	20	0
12/14*	W	@ ARIZ	1	11	11.0	11	0
12/21*	W	DET	6	69	11.5	29	0
12/28*	W	@ NYG	5	80	16.0	36	1
<b>Totals</b>	<b>10-5</b>		<b>54</b>	<b>837</b>	<b>15.5</b>	<b>60</b>	<b>3</b>

### POSTSEASON

01/03*	W	DAL	4	103	25.8	57	0
01/10*	W	@ STL	5	70	14.0	24	0
01/18*	W	@ PHI	2	39	19.5	24	1
02/01*	L	@ NE	4	140	35.0	85t	1
<b>Totals</b>	<b>3-1</b>		<b>15</b>	<b>352</b>	<b>23.5</b>	<b>85</b>	<b>2</b>

### 2004 CAROLINA PANTHERS

Date	W/L	Opp	Rec	Yds	Avg	Long	TD
09/13*	L	GB	4	65	16.3	30	1
09/19*	W	@ KC	2	26	13.0	18	0
10/03*	L	ATL	7	114	16.3	34	0
10/10*	L	@ DEN	1	9	9.0	9	0
10/17*	L	@ PHI	6	48	8.0	15	1
10/24*	L	SD	3	28	9.3	14	0
10/31*	L	@ SEA	8	106	13.3	35	2
11/07*	L	OAK	8	94	11.8	26	0
11/14*	W	@ SF	6	123	20.5	40	3
11/21*	W	ARIZ	6	118	19.7	39	2
11/28*	W	TB	2	52	0.0	43	0
12/05*	W	@ NO	10	179	17.9	51	1
12/12*	W	STL	6	98	16.3	30	1
12/18*	L	@ ATL	10	135	13.5	25	1
12/26*	W	@ TB	8	115	14.4	23	2
1/02*	L	NO	6	95	15.8	21	2
<b>Totals</b>	<b>7-9</b>		<b>93</b>	<b>1405</b>	<b>15.1</b>	<b>51</b>	<b>16</b>

### 2005 CHICAGO BEARS

Date	W/L	Opp	Rec	Yds	Avg	Long	TD
09/13*	L	GB	4	65	16.3	30	1
9/11*	L	at WASH	6	59	9.8	20	0
9/18*	W	DET	6	81	13.5	28t	1
9/25*	L	CIN	4	58	14.5	23	0
10/9*	L	at CLE	6	52	8.7	22	0
10/16*	W	MIN	5	48	9.6	16	0
10/23*	W	BALT	3	39	13.0	23	0
10/30*	W	at DET	4	49	12.3	23t	1
11/6*	W	at NO	3	85	28.3	33	0
11/13*	W	SF	1	3	3.0	3	0
11/20*	W	CAR	6	49	8.2	17	1
11/27*	W	at TB	4	38	9.5	14	0
12/4*	W	GB	0	0	0.0	0	0
12/11*	L	at PIT	8	91	11.4	21	0
12/18*	W	ATL	3	40	13.3	22	0
12/25*	W	at GB	5	58	11.6	20	1
1/1	L	at MIN	INACTIVE				
<b>Totals</b>	<b>11-4</b>		<b>64</b>	<b>750</b>	<b>11.7</b>	<b>33</b>	<b>4</b>

### POSTSEASON

1/15	L	CAR	3	58	19.3	24	0
<b>Totals</b>	<b>0-1</b>		<b>3</b>	<b>58</b>	<b>19.3</b>	<b>24</b>	<b>0</b>

\* Denotes Game Started

# The Players

## Joe Odom

### Linebacker



Ht: 6-1 Wt: 233

Age: 26

College: Purdue

Bears season: 4

NFL Season: 4

Acquired: 6th round of the 2003 draft



# 59

**PRO CAREER:** Appeared in 26 games during his Bears career, splitting 8 starts between both outside linebacker positions while recording 49 career tackles and 19 special teams tackles... Led Bears in tackles in his first career start, the team's first rookie since Brian Urlacher (2000) to pace the squad in tackles in a game.... Teamed with Lance Briggs and Charles Tillman in 2003 to give Chicago 3 rookie starters on the same defense for the first time since 1989.

**CAREER TRANSACTIONS:** Entered NFL as a sixth-round selection (191st overall) by Chicago in the 2003 NFL Draft... Signed contract with Bears (6/9/03). **SIGNED through 2006**

**2005 SEASON:** Played in first 2 games before being placed on injured reserve for the final 13 contests due to an ankle injury... Recovered a fumble on 2nd-half kickoff in season opener at WASH (9/11) to set up Bears TD... Left game in 1st half due to ankle injury suffered on special teams vs. DET (9/18)... Inactive vs. CIN (9/25)... Placed on injured reserve (10/8). **GAMES PLAYED-STARTED: 2-0**

**PREVIOUS SEASONS: 2004 --** Played all 16 games for the first time in his career while setting career highs with 5 starts and 26 tackles... Ranked 4th on Bears with 13 special teams tackles... Started at SLB in Games 1-2, 4, 10-11... Totaled 2 tackles vs. DET (9/12) in first season-opening start... Career high 3 special teams tackles vs. SF (10/31)... Tied career high with 3 special teams tackles vs. GB (1/2/05). **2003 --** Appeared in 10 games as a rookie, including 3 starts at WLB, totaling 23 tackles and 6 special teams tackles before being placed on injured reserve for the final 6 contests due to a groin injury... Participated in Games 1-10 - starting Games 5-7... Made NFL debut at SF (9/7) reserve LB... Recorded first career special teams tackle vs. GB (9/29)... Started for injured Warrick Holdman at NO (10/12), became first Bears rookie to lead team in tackles in his first career start since Holdman in 1999, posting 11 with 1 TFL... Suffered groin injury in practice and placed on injured reserve (11/21).

**COLLEGE:** Four-year letterman at LB for Purdue (1998-2002) twice earned all-Big Ten honors while starting at the inside and outside LB positions... Started 32 of 46 career games played after moving into starting lineup late in his freshman year... Finished career with 244 tackles, 7 sacks, 24 TFLs, 11 PBU's, 4 INTs, 2 fumble recoveries, 1 forced fumble and 2 blocked kicks... Majored in organizational leadership and supervision.

**PERSONAL:** First-team all-state selection at Civic Memorial H.S. in Bethalto, IL, by the *Chicago Tribune* as a senior LB and RB... Totaled 148 tackles and rushed for 1,188 yards and scored 19 TDs as a senior en route to earning all-Missouri Valley Conference LB and Player-of-the-Year honors by the *St. Louis Post-Dispatch*, *Belleville News Democrat* and *Alton Telegraph*... Born Joe Edward Odom.

## Joe Odom's NFL Statistics

### REGULAR SEASON

Year	Team	GP-GS	Tkls-Solo	Sack-Yds	TFL	Int-Ret	PBU	FF	FR-Ret	STT
2003	Chicago	10-3	23-16	0-0	1	0-0	1	0	0-0	6
2004	Chicago	16-5	26-11	0-0	0	0-0	0	0	0-0	13
2005	Chicago	2-0	0-0	0-0	0	0-0	0	0	0-0	0
<b>CAREER</b>		<b>28-8</b>	<b>49-27</b>	<b>0-0</b>	<b>0</b>	<b>0-0</b>	<b>1</b>	<b>0</b>	<b>0-0</b>	<b>19</b>

### SEASON / CAREER / PLAYOFF HIGHS

	2005	Career	Playoff
Tackles	None	11 at NO (10/12/03)	
Solos	None	9 at NO (10/12/03)	
Special Teams Tackles	None	3, two times	



## Adewale Ogunleye Defensive End

Ht: 6-4 Wt: 260

Age: 28

College: Indiana

Bears season: 3

NFL Season: 6

Acquired: Trade with Miami in 2004



# 93

Ogunleye

**PRO CAREER:** One of the league's elite pass rushers since 2002, ranks 9th in NFL with 39.5 sacks during that time while registering at least 9.5 sacks in 3 of those 4 seasons... Owner of 10 multiple-sack games in which his team has an 8-2 record... Started 59 of 66 career games played, including all 27 in Chicago, totaling 265 career tackles, 11 TFLs, 14 PBUs, 10 forced fumbles and 1 fumble recovery... Has started 15 or more games in 3 of his last 4 seasons... Has recorded his career high of 3 sacks in 3 contests: 11/20/05 vs. CAR, 10/12/03 at JAX, 11/17/02 vs. BALT... Earned first Pro Bowl appearance in 2003 by leading AFC with career-high 15 sacks... Became sixth Dolphins DE voted to Pro Bowl after recording the 5th-highest single-season sack total in franchise history... Notched 9.5 sacks in 2002 while starting all 16 contests including 4.5 sacks over a 4-game streak (12/1-12/21)... Two-time AFC Defensive Player of the Week (11/17/02, 9/21/03).

**CAREER TRANSACTIONS:** Entered NFL as an undrafted rookie free agent, signing with Miami (4/25/00)... Acquired by Chicago (8/21/04) via trade with Miami for Marty Booker and a conditional 2005 draft pick... Signed 6-year contract with Bears (8/21/04). **SIGNED through 2009**

**2005 SEASON:** Started all 15 games played while leading Chicago with 10 sacks, becoming first Bears DE to record double-digit sacks in a season since Richard Dent in 1993... Ranked 6th in NFC and tied for 15th in NFL in sacks... Finished 5th on team while pacing the D-line with career-high 77 tackles including 8 TFLs and added 4 PBUs, 2 forced fumbles and 1 fumble recovery... Combined with Alex Brown to record 16 sacks, most by a Bears DE tandem since 1993 and 2nd-most in the NFC (7th-most in NFL)... Named 2nd-alternate for the Pro Bowl... Started Games 1-15 at LDE; Inactive Game 16... Started at LE at WASH (9/11) registered 8 tackles including 1 sack, 1 TFL, 1 PBU and 1 forced fumble... Recorded 1 tackle vs. DET (9/18) in fourth consecutive season-opening start, but game due to an ankle injury... Totaled 7 tackles with 1 sack and 1 TFL vs. CIN (9/25)... Tallied 5 tackles with 1 sack vs. BALT (10/23)... Posted 10 tackles (9 solos) and 3 TFLs at DET (10/30)... Paced D-line with 5 tackles at NO (11/6) with 1 sack and 1 TFL... Tied for team-high honors with career-high 12 tackles with 1 TFL vs. SF (11/13)... Registered career-high by compiling 5 sacks in consecutive games with career-high tying 3 vs. CAR (11/20) and 2 at TB (11/27) - led D-line with 8 tackles vs. CAR and totaled 5 tackles at TB... Recovered fumble and notched 4 tackles vs. GB (12/4)... Reached double-digits for season with sack of Michael Vick vs. ATL (12/18) totaled 5 tackles... Forced fumble and led D-line with 5 tackles, including 1 sack and 1 TFL, in post-season debut vs. CAR (1/15/06) in Divisional Playoff. **GAMES PLAYED-STARTED: 15-15**

**PREVIOUS SEASONS: 2004 --** Acquired by Bears via trade during the pre-season and ranked 3rd on team with 5 sacks among 51 tackles, 3 forced fumbles and 1 fumble recovery while starting all 12 games played at LDE before being placed on injured reserve for the season finale... Started Games 1-5 and 8-14 at LDE; Inactive Games 6-7 and 15 due to a leg injury... Recorded 4 sacks during 5-game stretch from 11/7 (at NYG) through 12/5 (vs. MIN) during which the team posted a 3-2 record... Combined with Alex Brown for 11.5 sacks, most by Bears DE duo since Phillip Daniels and Bryan Robinson recorded 13.5 sacks in 2001... Made Bears debut with 4 tackles vs. DET (9/12)... Recorded first sack with Bears among 5 tackles at MIN (9/26); forced 2 fumbles, 1 on the sack and 1 that he ripped from Onterio Smith's arms and returned 7 yards... Recorded 6 tackles with 1 TFL vs. PHI (10/3)... Notched 2 tackles vs. WASH (10/17) before leaving game with leg injury... Returned to starting lineup at NYG (11/7) and recorded 3 tackles with 1 sack... Tallied 7 tackles with 1.5 sack and 2 TFLs at TEN

# The Players

## Adewale Ogunleye

Ogunleye

(11/14); forced fumble on half-sack with Alex Brown in overtime, then scored game-winning safety by landing on then-Titans tackle Fred Miller who recovered the fumble in the end zone... Recorded 3 tackles with 1 sack at DAL (11/25)... Led D-line with 5 tackles including a half-sack vs. MIN (12/5) to end string of 4 sacks in 5 games... Paced D-line with 6 tackles at JAX (12/12) in 50th career game played... Placed on injured reserve (12/28). **2003** -- Started first career Pro Bowl after leading AFC (2nd in NFL) and Dolphins with 15 sacks... Started all 16 games at LDE for Miami, registering 73 tackles, 6 TFLs, team-high 40 QB hurries, 2 forced fumbles, 1 fumble recovery and 6 PBUs... First-team All-AFC by Pro Football Weekly and tabbed team MVP in a vote of South Florida media... Posted 5 multi-sack games in which Dolphins went 4-1... Ranked 6th on team and 1st on D-line in tackles... Notched 7 tackles with 2 sacks vs. BUF (9/21) to earn AFC Defensive Player of the Week honors... Recorded 7 tackles at JAX (10/12) including 3 sacks to tie his single game career high in sacks while adding 2 PBUs and 1 forced fumble - on a sack and recovered by Jason Taylor... Had 4 tackles with 2 sacks vs. SD (10/27) on *Monday Night Football* played in Tempe, AZ due to SoCal wildfires... Season-high 8 tackles with 2 sacks vs. IND (11/2)... Tallied 7 tackles including 1 sack vs. BALT (11/16) for a new career-high 10th sack of season... Notched 4 tackles with 2 sacks on Thanksgiving Day at DAL (11/27), one of which was fumbled and returned 34 yards for a TD by Jason Taylor... Had 5 tackles with 1 sack and 1 fumble recovery at BUF (12/21). **2002** -- Stepped into starting role with Miami and opened all 16 contests at LDE to team with Jason Taylor to form the NFL's most potent sack tandem... Ranked 8th on team and 2nd on D-line with 59 tackles, including 9.5 sacks, 26 QB hurries, 2 fumble recoveries, 3 forced fumbles and 3 PBUs... Sack total was 2nd on club, 6th in AFC and 17th in NFL... Established Dolphins pre-season record with 8 sacks... Notched sack in 4 straight contests over Games 12-15 that ended in season finale against New England; equaling fourth-longest in Dolphins history... Sacked Vinny Testaverde among 4 tackles vs. NYJ (9/22) for first full sack of NFL career... Recorded season-high 7 tackles at KC (9/29)... Tallied 2 tackles and first career fumble recovery, vs. NE (10/6)... Earned first career AFC Defensive Player of the Week award after recording career-high 3 sacks vs. BALT (11/17); totaled 7 tackles in his first career multi-sack game while also forcing a fumble... Began 4-game sack streak at BUF (12/1) with 1 sack among 2 tackles... Had 3 tackles, 1 sack, 1 forced fumble and 1 fumble recovery vs. CHI (12/9) on *Monday Night Football*; recorded sack, forced fumble and fumble recovery on same play... Registered 5 tackles with 1.5 sacks at MIN (12/21) to extend his sack streak to 4 games in a row... Collected 4 tackles and forced fumble at NE (12/29) as his sack-streak was snapped. **2001** -- Played in 7 games with Miami, finishing with 5 total tackles and a half-sack... Inactive Games 1-3... Made NFL debut in a reserve role vs. NE (10/7)... Tallied half-sack vs. CAR (11/4)... Registered 2 tackles at IND (11/11)... Inactive for Divisional Playoff vs. BALT (1/13/02). **2000** -- Spent rookie season on Dolphins reserve/non-football injury list (8/22/00) while recovering from knee injury sustained during his senior season of college.

**COLLEGE:** Four-year letterman and starter (1996-99) at Indiana, starting 37 of 39 games played... Finished with 167 total tackles, including 64 TFLs, 34 sacks and 3 fumble recoveries... Finished career 5th on Big Ten all-time sack chart... Started each of the first 6 games of his senior season before sustaining a torn anterior cruciate ligament in his left knee in the sixth game of the season vs. Northwestern (10/9/99)... Prior to the injury, had tallied 22 tackles, including 11 TFLs and 7.5 sacks... Second-team all-Big Ten as a junior, starting all 11 games and registering 56 tackles, with 17 TFLs and 8 sacks... First-team all-Big Ten as a sophomore when he started all 11 contests and recorded 42 tackles with career highs of 21 TFLs and 10 sacks... Notched career-high 4 sacks vs. Ohio State... Started 9 of the 11 games in which he played as a redshirt freshman in 1996 and tallied 47 tackles, including team-high figures of 15 TFLs and 8.5 sacks... Earned degree in English and was enrolled in post-graduate work during the 1999 season.

**PERSONAL:** An all-city selection as a senior at Tottenville H.S. in Staten Island, N.Y... Has done work with the Muscular Dystrophy Association and Read Across America... Has assisted in building houses for Habitat for Humanity... Often spends his off days speaking in schools, visiting hospitals or attending other charity events... Goes by the nickname "Wale."



# The Players

## Adewale Ogunleye

### Adewale Ogunleye's NFL Statistics

#### REGULAR SEASON

Year	Team	GP-GS	Tkls-Solo	Sack-Yds	TFL	Int-Ret	PBU	FF	FR-Ret	STT
2000	Miami	0-0	0-0	0-0	0	0-0	0	0	0-0	0
2001	Miami	7-0	5-2	0.5-3	NA	0-0	0	0	0-0	0
2002	Miami	16-16	59-36	9.5-62	NA	0-0	3	3	2-NA	0
2003	Miami	16-16	73-50	15-71	NA	0-0	6	2	1-NA	0
2004	Chicago	12-12	51-27	5-21.5	3	0-0	1	3	1-7	0
2005	Chicago	15-15	77-48	10-55	8	0-0	4	2	1-0	0
<b>CAREER</b>		<b>66-59</b>	<b>265-163</b>	<b>40-212.5</b>	<b>11</b>	<b>0-0</b>	<b>14</b>	<b>10</b>	<b>5-NA</b>	<b>0</b>
<i>Bears Totals</i>		<i>27-27</i>	<i>128-75</i>	<i>15-77.5</i>	<i>11</i>	<i>0-0</i>	<i>5</i>	<i>5</i>	<i>2-7</i>	<i>0</i>

#### POSTSEASON

Year	Team	GP-GS	Tkls-Solo	Sack-Yds	TFL	Int-Ret	PBU	FF	FR-Ret	STT
2005	Chicago	1-1	5-3	1-8	1	0-0	0	1	0-0	0

#### SEASON / CAREER / PLAYOFF HIGHS

	2005	Career	Playoff
Tackles	12 vs. SF (11/13)	Same	5 vs. CAR (1/15/06)
Solos	9 at DET (10/30)	Same	3 vs. CAR (1/15/06)
Sacks	3 vs. CAR (11/20)	3, three times	1 vs. CAR (1/15/06)
Tackles For Loss	3 at DET (10/30)	Same	None

#### SACK BREAKDOWN

##### Career Multi-Sack Games

3.0	vs. CAR (11/20/05)
3.0	at JAX (10/12/03)
3.0	vs. BALT (11/17/02)
2.0	at TB (11/27/05)
2.0	at DAL (11/27/03)
2.0	vs. IND (11/2/03)
2.0	at SD (10/27/03)
2.0	vs. BUF (9/21/03)
1.5	at TEN (11/14/04)
1.5	at MIN (12/21/02)

##### Sacks by QB

Drew Bledsoe	...BUF	...4.0
Jeff Blake	...BALT	...3.0
Daunte Culpepper	...MIN	...3.0
Jake Delhomme	...CAR	...3.0
Byron Leftwich	...JAX	...3.0
Drew Brees	...SD	...2.0
Quincy Carter	...DAL	...2.0

##### Sacks by QB (cont.)

Peyton Manning	...IND	...2.0
Chris Simms	...TB	...2.0
Anthony Wright	...BALT	...2.0
Billy Volek	...TEN	...1.5
Tom Brady	...NE	...1.0
Aaron Brooks	...NO	...1.0
Chris Chandler	...CHI	...1.0
Rich Gannon	...OAK	...1.0
Brian Griese	...DEN	...1.0
Drew Henson	...DAL	...1.0
Carson Palmer	...CIN	...1.0
Chad Pennington	...NYJ	...1.0
Patrick Ramsey	...WASH	...1.0
Vinny Testaverde	...NYJ	...1.0
Michael Vick	...ATL	...1.0
Kurt Warner	...NYG	...1.0
Matt Lytle	...CAR	...0.5

##### Sacks by Opponent

5.0	...Baltimore ('02, '03, '05)
4.0	...Buffalo ('02, '03)
3.5	...Carolina ('01, '05)
3.0	...Dallas ('03)
3.0	...Jacksonville ('03)
3.0	...Minnesota ('02, '04)
2.0	...Indianapolis ('03)
2.0	...N.Y. Jets ('02)
2.0	...San Diego ('03)
2.0	...Tampa Bay ('05)
1.5	...Tennessee ('04)
1.0	...Atlanta ('05)
1.0	...Chicago ('02)
1.0	...Cincinnati ('05)
1.0	...Denver ('02)
1.0	...New England ('03)
1.0	...New Orleans ('05)
1.0	...N.Y. Giants ('04)
1.0	...Oakland ('02)
1.0	...Washington ('05)

## DEFENSIVE LINE SACKS

The following are the leading sackers among Bears defensive linemen since 1976:

Year	Name	Pos	Sacks	Year	Name	Pos	Sacks
2005	Adewale Ogunleye	LE	10.0	1989	Richard Dent	RE	9.0
2004	Alex Brown	RE	6.0	1988	Steve McMichael	LT	11.5
2003	Alex Brown	RE	5.5	1987	Richard Dent	RE	13.5
2002	Phillip Daniels	LE	5.5	1986	Richard Dent	RE	11.5
2001	Phillip Daniels	RE	9.0	1985	Richard Dent	RE	17.0
2000	Phillip Daniels	RE	6.0	1984	Richard Dent	RE	17.5
1999	Clyde Simmons	DE	7.0	1983	Mike Hartenstein	LE	12.0
1998	Jim Flanigan	LT	8.5	1982	Dan Hampton	RT	7.0
1997	Jim Flanigan	LT	6.0	1981	Alan Page	RT	9.0
1996	Alonzo Spellman	RE	8.0		Dan Hampton	LE	
1995	Jim Flanigan	LT	11.0	1980	Dan Hampton	LE	11.5
1994	Trace Armstrong	LE	7.5	1979	Jim Osborne	LT	10.5
1993	Richard Dent	RE	12.5	1978	Alan Page	RT	11.5
1992	Steve McMichael	LT	10.5	1977	Ron Rydalch	RT	9.5
1991	Richard Dent	RE	10.5	1976	Jim Osborne	LT	15.0
1990	Richard Dent	RE	12.0				

# The Players

## Kyle Orton

### Quarterback

Ht: 6-4 Wt: 217

Age: 23

College: Purdue

Bears season: 2

NFL Season: 2

Acquired: 4th round of the 2005 draft



# 18

**PRO CAREER:** Established Bears rookie records for games started, wins, pass attempts, completions, yards and tied for TDs while leading Chicago to an 8-game win streak (10/16-12/4), the 2nd-most wins by a rookie QB since the NFL-AFL merger in 1970 (Ben Roethlisberger, 13 in 2004)... His 10 wins set an NFL record for victories by a rookie QB drafted in the fourth round or lower since the common draft was instituted in 1967... Third rookie QB in franchise history to start a season opener (Johnny Lujack, 1948; Zeke Bratkowski, 1954), making him the seventh different opening-day QB for the Bears in as many years... The NFL's lowest-drafted QB to start a season opener since 2001 (Chris Weinke, CAR) after rising to the starting spot on Chicago's depth chart 2 weeks before opening day after beginning training camp as the No. 3 QB.

**CAREER TRANSACTIONS:** Entered NFL as a fourth-round selection (106th overall) by Chicago in the 2005 NFL Draft... Signed 4-year contract with Chicago (7/24/05). **SIGNED THROUGH 2008**

**2005 SEASON:** Started 15 games in rookie season helping Chicago to a 10-5 record in those contests en route to the division title... Set Bears rookie records with 15 starts, 10 wins, 368 pass attempts, 190 completions, 1,869 yards and 9 TD passes (tie)... First Bears QB to start more than 13 games in a season since Erik Kramer started all 16 in 1995... Started Games 1-14, 16; DNP in Game 15... Completed 15-of-28 passes for 141 with 1 INT in NFL debut at WASH (9/11)... Earned first NFL win after completing 14-of-21 passes for 150 yards with 1 TD vs. DET (9/18)... Connected on 16-of-26 pass attempts for 117 yards with 1 TD at CLE (10/9)... Tossed first 2-TD game of NFL career, both to TE Desmond Clark, completing 16-of-25 passes for 117 yards vs. MIN (10/16)... Completed 15-of-29 passes for 145 yards with 1 TD vs. BAL (10/23) to earn Diet Pepsi NFL Rookie of the Week honors... Season-high 230 passing yards on 17-of-31 passing with 1 TD at DET (10/30)... Connected on 15-of-26 pass attempts vs. CAR (11/20) for 136 yards with 1 TD and 1 INT... Tallied 207 passing yards on 17-of-35 attempts at PIT (12/11)... DNP vs. CAR (1/15/06) in Divisional Playoff. **GAMES PLAYED-STARTED: 15-15**

**COLLEGE:** Three-year starter at Purdue (2001-04) concluded his career 3rd on school's all-time record lists with 9,337 passing yards, 63 TD passes and a completion percentage of 58.8 (786-of-1,336)... Totaled 9,653 yards of total offense to rank 2nd to Drew Brees (12,692) in school history... Finished career ranked 4th in Big Ten history with 9,337 passing yards and 4th in school history with seven 300-yard passing games, including one 500-yard game and two 400-yard games... Had only 2.01-percent of his collegiate passes (28) intercepted... Senior pre-season Heisman Trophy candidate established personal bests with 3,090 passing yards, a 60.7 completion percentage (completing 236-of-389 passes), 31 TDs and 5 INTs... Threw for 1,367 yards, 17 TDs and no INTs through the team's first 4 games... Missed 2 mid-season games due to a hip injury... Returned to lead a 4th-quarter comeback vs. Ohio State and set a school record the next week with 503 passing yards vs. Indiana... Named to Davey O'Brien Award watch list (nation's outstanding QB) as a junior after completing 251-of-414 passes (60.6%) for 2,885 yards with 15 TDs and 7 INTs... Set school record with an INT percentage of 1.69... Tied school bowl record with 2 rushing TDs vs. Georgia in Capital One Bowl despite suffering a dislocated thumb, sprained toe and cracked rib in the game... Started 9 games as a sophomore, connecting on 192-of-317 passes (60.6%) for 2,257 yards, 13 TDs and 9 INTs... Played in 7 games, including 3 starts, as a true freshman and completed 107-of-216 passes (49.5%) for 1,105 yards with 4 TDs and 7 INTs... Connected on 38-of-74 passes for 419 yards with 2 TDs vs. Washington State in the Sun Bowl to set an NCAA bowl-game record with his 74 attempts - the second-most in school history (Drew Brees had 83 at Wisconsin in 1998)... Majored in history.



# The Players

## Kyle Orton

**PERSONAL:** Attended Southeast Polk H.S. in Runnels, Iowa, playing football for coach Kent Hortsmann... Ranked as the 2nd-best QB in nation by SuperPrep and listed among *USA Today's* Super 25 prospects... Completed 208-of-450 passes (46.2%) for 3,176 yards with 24 TDs and 18 INTs during his career... Honorable mention all-state and first-team all-conference choice as a senior after completing 95-of-192 attempts (49.5%) for 1,366 yards with 12 TDs and 5 INTs... Received team's Coaches Award (leadership on and off the field) and Fit-to-Hit Award (player who conditioned himself the hardest)... Connected on 70-of-113 passes (61.9%) for 1,150 yards with 11 TDs and 6 INTs in his junior season... Also lettered in basketball, tennis and track... Named a Student-Sports All-American... An avid Nebraska Cornhuskers fan growing up, wears uniform No. 18 in honor of QB Brook Berringer who led the Cornhuskers atop the polls in 1994 and died in a plane crash (4/18/96)... Born Kyle Raymond Orton... Father, Byron, played football at South Dakota... Named his dog Elaine after the Seinfeld character played by Julia Louis-Dreyfus.

### Kyle Orton's NFL Statistics

#### REGULAR SEASON

Year	Team	GP-GS	Att	Cmp	Pct	Yds	Yds/Att	TD	Int	Lg	Sk-Yds	Rating
2005	Chicago	15 - 15	368	190	51.6	1,869	5.1	9	13	54	30 - 190	59.7

Record as Starter: 10-5 (.667) - 2005 (10-5, .667)

ADDITIONAL STATS: Fumbles-Lost -- 2005 (12-5).

Year	Team	Rush	Yds	Avg	Lg	TD
2005	Chicago	24	44	1.8	15	0

#### SEASON / CAREER / PLAYOFF HIGHS

	2005	Career	Playoff
Attempts	39 vs. CIN (9/25)	Same	
Completions	17, three times	Same	
Passing Yards	230 at DET (10/30)	Same	
TD Passes	2 at MIN (10/16)	Same	
Interceptions	5 vs. CIN (9/25)	Same	
Longest Completion	54 at DET (10/30)	Same	

#### KYLE ORTON GAME-BY-GAME PASSING

##### 10-5 Regular Season Starting Record

##### 2005 CHICAGO BEARS

Date	W/L	Opp.	Att	Cmp	Yds	Pct.	TD	INT	Lg	Sk/Lst	Rtg
9/11*	L	at WASH	28	15	141	53.6	0	1	22	3/16	52.8
9/18*	W	DET	21	14	150	66.7	1	0	28	2/12	103.3
9/25*	L	CIN	39	17	149	43.6	0	5	23	0/0	14.7
10/9*	L	at CLE	26	16	117	61.5	1	0	22	4/27	84.9
10/16*	W	MIN	25	16	117	64.0	2	1	16	3/20	84.9
10/23*	W	BALT	29	15	145	51.7	1	0	26	2/12	77.5
10/30*	W	at DET	31	17	230	54.8	1	0	54	2/12	89.4
11/6*	W	at NO	26	12	137	46.2	1	2	33	2/6	43.3
11/13*	W	SF	13	8	67	61.5	0	1	31	0/0	42.8
11/20*	W	CAR	26	15	136	57.7	1	1	18	0/0	68.8
11/27*	W	at TB	28	14	134	50.0	1	1	41	2/13	60.7
12/4*	W	GB	17	6	68	35.3	0	1	34	3/19	23.7
12/11*	L	at PIT	35	17	207	48.6	0	0	43	3/22	67.2
12/18*	W	ATL	10	2	12	20.0	0	0	12	1/7	39.6
12/25		at GB									
1/1*	L	at MIN	14	6	59	42.9	0	0	21	3/24	55.4
Totals			368	190	1869	51.6	9	13	54	30/190	59.7

DID NOT PLAY

\* denotes games started

Orton

# The Players

## Adrian Peterson Running Back

Ht: 5-10 Wt: 210

Age: 26

College: Georgia Southern

Bears season: 5

NFL Season: 5

Acquired: 6th round of the 2002 draft



# 29

**PRO CAREER:** Productive special teams player throughout his career in Chicago, blossomed as a ball-carrier in 2005 as he produced rushing and receiving totals that eclipsed those of his first 3 NFL seasons combined... Owns career regular season totals of 581 rushing yards on 123 carries with 3 TDs while ranking 4th on Bears active roster with 53 career special teams tackles... Scored rushing TD in post-season debut in 2005... Leads Bears with 46 special teams tackles over the previous 2 seasons including a career-high 28 special teams tackles in 2004, the highest individual total since the team starting charting the statistic in 1995 (equaled by Brendon Ayanbadejo in 2005)... Has appeared in 45 games in his career, starting 1, and has played in 30 consecutive contests.

**CAREER TRANSACTIONS:** Entered NFL as a sixth-round selection (199th overall) by Chicago in the 2002 NFL Draft... Signed 5-year contract with Bears (7/25/02). **SIGNED through 2006**

**2005 SEASON:** Enjoyed best season as an offensive threat gaining 391 yards on 76 carries while scoring 2 TDs and adding 7 catches for 48 yards, all career-highs... Chicago's 2nd-leading rusher also ranked 2nd in rushing TDs while playing all 16 games, plus the post-season, in a reserve role for the first time in his career... Posted career-high 7 runs of over 15 yards, including 2 runs of over 30 yards... Ranked 3rd on team with 18 special teams tackles... Season-high 4 special teams tackles vs. MIN (10/16)... Carried 6 times for 58 yards in 2nd half at NO (11/6); career-long 36-yard scamper set-up his 6-yard TD run, his first in 30 games... Set career highs with 120 yards on 24 carries vs. SF (11/13) in relief of injured Cedric Benson with a 7-yard TD and a long of 34... Rushed 4 times for 37 yards with a long of 19 yards vs. CAR (11/20); added 2 special teams tackles... Rushed 5 times for 27 yards at TB (11/27); added 2 special teams tackles... Gained 48 yards on 11 carries vs. GB (12/4)... Carried 8 times for 30 yards at GB (12/25); added 2 special teams tackles... Totalling 75 total yards with 35 rushing (8 carries) and 30 receiving (3 catches) at MIN (1/1/06) with a long run of 23... Got Bears on the scoreboard in Divisional Playoff vs. CAR (1/15) with a 1-yard TD run. **GAMES PLAYED-STARTED: 16-0**

**PREVIOUS SEASONS: 2004** -- Led Bears with career-high 28 special teams tackles while playing in 14 games, gaining 19 yards on 6 carries and caught 2 passes for 30 yards... Inactive Games 1-2... Led team with 2 special teams tackles at MIN (9/26) and at TB (10/24)... Career-high 6 special teams tackles vs. SF (10/31)... Team-high 4 special teams tackles at TEN (11/14)... Career-long 30-yard reception vs. IND (11/21); added 15 yards on 4 carries and posted 2 tackles and 1 forced fumble on special teams... Posted 3 special teams tackles vs. MIN (12/5)... Gained 4 yards on 2 rushes at DET (12/26); added 2 special teams tackles... Recorded 2 special teams tackles vs. GB (1/2). **2003** -- Played in 6 games, including his first NFL start, while ranking 5th among all Bears in rushing and posting 3 special teams tackles before being placed on injured reserve for the final 7 contests due to an ankle injury... Participated in Games 1-6 - starting at RB in Game 6; Inactive Games 7-9... Rushed for 12 yards on 5 carries at SF (9/7)... Recorded 55 rushing yards on 16 carries and a 5-yard reception at SEA (10/19) in his first NFL start before leaving game in 4th quarter with ankle injury... Placed on injured reserve (11/15). **2002** -- Appeared in 9 games as a rookie with Chicago, ranking 3rd on team with 19 carries and 4th with 101 rushing yards, all during season's final 4 weeks... Contributing 4 tackles and 2 kickoff returns on special teams... Participated in Games 4, 7, 9 and 11-16; Inactive Games 1-3, 5-6, 8 and 10... Made NFL debut at BUF (9/29) recording first career special teams tackle... Carried 3 times for 11 yards and caught a 7-yard pass on Monday Night Football at MIA (12/9) in first NFL action as reserve RB; added 16-yard kickoff return... Highlighted 39-yard rushing output on 7 carries vs. NYJ (12/15)



# The Players

## Adrian Peterson

Peterson

with first NFL TD on 5-yard run; added a 16-yard reception and 21-yard kickoff return... Led Bears with season-high 42 rushing yards on 7 carries vs. TB (12/29).

**COLLEGE:** Four-time consensus All-America and all-Southern Conference pick at Georgia Southern (1998-2001), setting multiple school, conference, and NCAA Division I-AA marks... Rushed for collegiate record 100 yards in 36 straight games, 54 overall, and set NCAA scoring record with 524 career points... His 40 career 100-yard regular season outputs set an NCAA all-division record... College football's all-time leading rusher with 6,543 yards on 996 career attempts... First player in conference history to rush for over 1,000 yards in 4 seasons... In 42 regular season games, rushed for 85 TDs and 155.8 yards per game... In 57 overall career contests, carried 1,378 times for 9,145 yards, 111 TDs and 160.4 yards per game... Southern Conference Offensive Player-of-the-Year and finalist for Walter Payton Award, given annually to the top NCAA Division I-AA player, as a senior with 1,795 yards (322 carries) and 21 TDs in 14 total games; team-high 128 points... Started 13 games as a junior, carrying 281 times for 1,694 yards and 17 TDs; team-high 108 points... Recipient of Walter Payton Award as a sophomore, rushing for 2,704 yards (353 carries) and 40 TDs in 15 total games... Also named Atlanta Touchdown Club I-AA Player-of-the-Year and Southern Conference Male Student-Athlete-of-the-Year with 1,807 yards (248 carries) and 28 TDs in 11 regular season contests... Southern Conference Freshman and Offensive Player-of-the-Year selection in 1998, setting 45 school, conference and NCAA records while started every game and setting school's regular season record with career-high 1,932 yards (257 carries) and 25 TDs en route to 2,606 total yards (365 carries) and 34 TDs as a freshman, including playoffs... Majored in communications.

**PERSONAL:** Two-time all-state, all-area and Team MVP at Sante Fe (Fla.) H.S. while rushing for 4,949 yards during his prep career to earn All-America honors from ESPN and Blue Chip Illustrated... Ran for 1,526 yards and 17 TDs on 185 carries to earn Class 4A Player-of-the-Year honors as a senior... Lettered 4 times in track and 2 times in weightlifting and basketball... Brother Michael was an All-American LB at Florida and currently plays for the Jacksonville Jaguars... Cousin, Freddie Solomon, played for South Carolina State and the Philadelphia Eagles... In May 2004, kicked off a one-year fundraising campaign to support the establishment of the Adrian Peterson Foundation, commencing in 2005, with "A.P.'s Day Out in the Boro" - featuring a free youth football camp and a celebrity charity basketball game held on the campus of his alma mater in Statesboro, GA.

### Adrian Peterson's NFL Statistics

#### REGULAR SEASON

Year	Team	GP-GS	Rush	Yds	Avg	Lg	TD	Rec	Yds	Avg	Lg	TD
2002	Chicago	9-0	19	101	5.3	14	1	3	18	6.0	16	0
2003	Chicago	6-1	22	70	3.2	10	0	1	5	5.0	5	0
2004	Chicago	14-0	6	19	3.2	13	0	2	30	15.0	30	0
2005	Chicago	16-0	76	391	5.1	36	2	7	48	6.9	18	0
<b>CAREER</b>		<b>45-1</b>	<b>123</b>	<b>581</b>	<b>4.7</b>	<b>36</b>	<b>3</b>	<b>13</b>	<b>101</b>	<b>7.8</b>	<b>30</b>	<b>0</b>

**ADDITIONAL STATS:** Kickoff Returns -- 7 for 126 yards, long of 22: 2002 (2 for 37, long of 21), 2004 (3 for 57, long of 22), 2005 (2 for 32, 19 yards). **Special Teams Tackles** -- 53: 2002 (4), 2003 (3), 2004 (28), 2005 (18). **Fumbles-Lost** - 2005 (1-0).

#### POSTSEASON

Year	Team	GP-GS	Rec	Yds	Avg	Lg	TD	Rush	Yds	Avg	Lg	TD
2005	Chicago	1-0	5	9	1.8	5	1	1	3	3.0	3	0

**ADDITIONAL STATS:** Kickoff Returns -- 2005 (1 for 17 yards).

#### SEASON / CAREER / PLAYOFF HIGHS

	2005	Career	Playoff
Rushes	24 vs. SF (11/13)	Same	5 vs. CAR (1/15/06)
Rushing Yards	120 vs. SF (11/13)	Same	9 vs. CAR (1/15/06)
Rushing TDs	1, two times	1, three times	1 vs. CAR (1/15/06)
Longest Rush	36 at NO (1/16)	Same	5 vs. CAR (1/15/06)
Receptions	3 at MIN (1/1)	Same	1 vs. CAR (1/15/06)
Receiving Yards	30 at MIN (1/1)	30, two times	3 vs. CAR (1/15/06)
Longest Reception	18 at MIN (1/1)	30 vs. IND (11/21/04)	3 vs. CAR (1/15/06)
Special Teams Tackles	4 vs. MIN (10/16)	6 vs. SF (10/31/04)	None

# The Players

## Gabe Reid

### Tight End

Ht: 6-3 Wt: 252

Age: 29

College: Brigham Young

Bears season: 4

NFL Season: 4

Acquired: TEN practice squad in 2003



# 82

**PRO CAREER:** Reserve tight end has contributed on offense and special teams... Made 3 starts in a 2-TE set in 2005 while catching his first passes as a professional... Missed the 2004 regular season after tearing his ACL at the end of training camp.

**CAREER TRANSACTIONS:** Entered NFL as an undrafted free agent, signing with the N.Y. Jets (5/5/03)... Waived by Jets (8/31/03)... Signed with Tennessee's practice squad (9/10/03)... Claimed by Chicago off Titans practice squad (11/29/03)... Signed to Bears active roster (12/1/03)... Signed 1-year tender offer with Chicago (3/28/06). **SIGNED through 2006**

**2005 SEASON:** Established career high playing all 16 regular season games and Chicago's post-season contest... Participated in Games 1-16 - starting Games 5-7 in a 2-tight end formation... First NFL reception went for career-long 10 yards at CLE (10/9)... Made first career start vs. MIN (10/16), catching a 5-yard pass. **GAMES PLAYED-STARTED: 16-3**

**PREVIOUS SEASONS: 2004** - Missed entire season with the Bears while rehabilitating a torn ACL suffered during training camp... Placed on injured reserve injured (9/5). **2003** - Played in 1 game after spending most of the year on practice squad... Participated in Game 16; Inactive Games 12-15... Cut by N.Y. Jets at the end of training camp... Signed to Tennessee's practice squad for Games 2-11... Claimed off Titans practice squad by Bears prior to Game 12... Made NFL debut on special teams at KC (12/28).

**COLLEGE:** Finished career at BYU (1999-2002), earning honorable mention all-Mountain West while splitting time at TE with Spencer Nead and catching 18 passes for 192 yards and 5 TDs... As a junior, backed up Oakland's Doug Jolley and totaled 5 catches for 79 yards and 3 TDs... Played 8 games and caught 5 passes for 50 yards as a sophomore... Served on Cougars scout team as a true freshman... An academic all-Mountain West selection, majoring in international relations.

**PERSONAL:** Senior class president led Leone H.S. to the American Samoan football championship as a senior while earning all-star status at WR and QB... Also lettered in basketball (thrice) and baseball (twice)... Served a Latter Day Saints mission to Santiago, Chile during which he became fluent in Spanish... His brother, Spencer, was an all-conference LB at BYU (1994-97) and played for the Carolina Panthers... He and his wife have 2 daughters and 1 son.

### Gabe Reid's NFL Statistics

#### REGULAR SEASON

Year	Team	GP-GS	Rec	Yds	Avg	Lg	TD
2003	Chicago	1 - 0	0	0	-	-	0
2004	Chicago	0 0	INJURED RESERVE				
2005	Chicago	16 - 3	3	20	6.7	10	0
<b>CAREER</b>		<b>17 - 3</b>	<b>3</b>	<b>20</b>	<b>6.7</b>	<b>10</b>	<b>0</b>

**ADDITIONAL STATS:** Special Teams Tackles -- 2005 (6).

#### POSTSEASON

Year	Team	GP-GS	Rec	Yds	Avg	Lg	TD	STT
2005	Chicago	1 - 0	0	0	-	-	0	

**ADDITIONAL STATS:** Special Teams Tackles -- 2005 (1).



## Ian Scott

### Defensive Tackle

Ht: 6-3 Wt: 302

Age: 24

College: Florida

Bears season: 4

NFL Season: 4

Acquired: 4th round of the 2003 draft



# 95

**PRO CAREER:** Has developed into a sturdy run-stopper during his career with Chicago, starting 26 games at nose tackle over the last 2 seasons...

Conspires with teammates Tommie Harris and Tank Johnson to give the Bears one of the top young DT rotations in the NFL... Has played in 34 career games and recorded 124 tackles with 2 sacks, 14 TFLs, 1 INT, 6 PBUs and forced 1 fumble in career... Became first Bears defensive tackle to record an INT since Keith Traylor (vs. JAX, 1/6/02) when he picked off a pass vs. DET (9/18/05).

**CAREER TRANSACTIONS:** Entered NFL as a fourth-round selection (116th overall) of Chicago in the 2003 NFL Draft... Signed 4-year contract with Chicago (7/24/03). **SIGNED through 2006**

**2005 SEASON:** Started 13 of 14 games played for second straight season and posted 44 tackles, 7 TFLs, 1 INT and 4 PBUs... Started at NT in Games 1-2 and 4-14; Inactive Games 15-16 due to hamstring injury... Started first career season opener at WASH (9/11), tallying 5 tackles with 1 TFL... Recorded first career INT vs. DET (9/18) among 4 tackles and 3 PBUs... Tied for team-lead with 10 tackles with 2 TFLs vs. CIN (9/25) in reserve duty... Led D-line with 7 tackles including 2 TFLs at CLE (10/9)... Notched 4 tackles with 1 TFL vs. BAL (10/23)... Tallied 4 tackles vs. SF (11/13)... Returned from injury to make post-season debut and record 1 tackle in start vs. CAR (1/15/06) in Divisional Playoff.

**GAMES PLAYED-STARTED: 14-13**

**PREVIOUS SEASONS: 2004 --** Started final 13 games of season for Chicago and recorded career high totals of 77 tackles, 2 sacks, 2 PBUs and 1 forced fumble... Led D-line and ranked 6th on team in tackles... Played Games 3-16 - starting Games 4-16; Inactive Games 1-2... Registered 2 tackles and first NFL sack at MIN (9/26) in relief of injured starter Alfonso Boone... Started first NFL game vs. PHI (10/3) and responded with 7 tackles including 2 TFL... Credited with career-high 8 solo tackles including 2 TFLs vs. WASH (10/17)... Tallied 7 tackles at NYG (11/7) and returned an Alex Brown forced fumble 9 yards... Posted 8 tackles at TEN (11/14)... Registered 5 tackles vs. IND (11/21)... Tied for lead among D-line with 6 tackles including 1 TFL at DAL (11/25)... Team-high 10 tackles vs. HOU (12/19) with 2 TFL... Notched 7 tackles at DET (12/26) to lead D-line with 1 sack... Led D-line with 7 tackles including 1 TFL vs. GB (1/2/05). **2003 --** Participated in 6 games as a Bears rookie, playing primarily on special teams... Appeared in Games 4-8 and 15; Inactive Games 1-3, 9-14 and 16... Made NFL debut vs. OAK (10/5) on D-line and special teams... Recorded first career tackle at NO (10/12)... Participated vs. WASH (12/21) before leaving game with a sprained foot.

**COLLEGE:** Three-year career as a defensive tackle at Florida (2000-02) highlighted by second-team all-SEC selection and 2 academic All-America awards... Two-time Academic all-district honoree... Left school after his junior season having recorded 120 tackles with 3.5 sacks and 20 TFL as a Gator... Started 11 games as a junior, 9 at RDT and 2 at LDT, recording 57 tackles, including 1 sack and 7 TFL, 1 fumble recovery and 1 blocked kick... Posted career-high 13 tackles, with 3 TFLs, against Ohio... Received Bob Bryan Student-Athlete-of-the-Year Award... Second-team all-SEC honors as a sophomore while starting 9 games at nose guard, recording 49 tackles, including 2.5 sacks and 11 TFL, and 5 PBUs... Top backup at DT as a true freshman played in 8 regular season games, plus the Sugar Bowl, recording 14 tackles with 2 TFL, 1 forced fumble and 1 fumble recovery... Majored in industrial and systems engineering.

# The Players

## Ian Scott

**PERSONAL:** One of Florida's top D-linemen as a prep from Gainesville (Fla.) H.S., earning All-America honors from *USA Today*, SuperPrep and National Bluechips... First-team all-state (5A) as a junior and senior, posting 120 tackles with 9 sacks his last year... Ranked among nation's top-20 D-linemen by Prep Football Report... Starting center for basketball team that captured the 1999 state title... High school valedictorian and member of National Honor Society and Spanish Honor Society... Has served the Chicago community by handing out turkeys with the rest of the Bears defensive linemen at a pre-Christmas turkey giveaway for Chicagoland families in need... Born Josef Ian Scott to Teresa and Randy Scott in Greenville, S.C.... He and wife, Crystal, have 1 daughter.

### Ian Scott's NFL Statistics

#### REGULAR SEASON

Year	Team	GP-GS	Tkls-Solo	Sack-Yds	TFL	Int-Ret	PBU	FF	FR-Ret	STT
2003	Chicago	6-0	3-2	0-0	0	0-0	0	0	0-0	0
2004	Chicago	14-13	77-41	2-12	7	0-0	2	0	1-9	0
2005	Chicago	14-13	44-24	0-0	7	1-3	4	0	0-0	0
<b>CAREER</b>		<b>34-26</b>	<b>124-67</b>	<b>2-12</b>	<b>14</b>	<b>1-3</b>	<b>6</b>	<b>0</b>	<b>1-9</b>	<b>0</b>

#### POSTSEASON

Year	Team	GP-GS	Tkls-Solo	Sack-Yds	TFL	Int-Ret	PBU	FF	FR-Ret	STT
2005	Chicago	1-1	1-1	0-0	0	0-0	0	0	0-0	0

#### SEASON / CAREER / PLAYOFF HIGHS

	2005	Career	Playoff
Tackles	10 vs. CIN (9/25)	10, two times	1 vs. CAR (1/15/06)
Solos	7 at CLE (10/9)	8 vs. WASH (10/17/04)	1 vs. CAR (1/15/06)
Sacks	None	1, two times	None
Tackles For Loss	2, two times	2, four times	None
Interceptions	1 vs. DET (9/18)	Same	None
Pass Break-Ups	3 vs. DET (9/18)	Same	None

## YEAR-BY-YEAR TAKEAWAYS/GIVEAWAYS

The Bears 34 total takeaways in 2005 were the most since 2001 (37) and Chicago finished the season with a +6 turnover ratio which ranked 11th in the NFL. The last time Chicago was on the positive side of the ledger in turnover ratio was during the 2001 season (+13). Chicago's defense tied for the NFC lead (Minnesota) with 24 interceptions (T-2nd NFL, Cincinnati-31) which ranks as the best INT effort since 1990 when the Bears recorded 31 picks.

Bears	Defense			Offense			Defense				Offense			
	Year	INTs	FR	Total	INTs	FL	Total	Year	INTs	FR	Total	INTs	FL	Total
2005	24	10	34	15	13	28	1991	17	13	30	17	16	33	
2004	17	12	29	16	21	37	1990	31	14	45	12	14	26	
2003	15	5	20	20	9	29	1989	26	12	38	25	17	42	
2002	9	19	28	18	17	35	1988	26	9	35	15	19	34	
2001	20	17	37	16	8	24	1987	13	11	24	24	20	44	
2000	11	9	20	16	13	29	1986	31	16	47	25	22	47	
1999	14	19	33	22	15	37	1985	34	20	54	16	15	31	
1998	14	14	28	13	21	34	1984	21	13	34	15	16	31	
1997	13	17	30	22	19	41	1983	22	17	39	21	14	35	
1996	17	11	28	18	9	27	1982	13	7	20	11	8	19	
1995	16	13	29	10	16	26	1981	18	22	40	23	17	40	
1994	12	10	22	16	10	26	1980	17	14	31	25	14	39	
1993	18	12	30	16	14	30	1979	29	14	43	16	13	29	
1992	14	16	30	24	10	34								



# The Players

## John St. Clair Tackle



**Ht:** 6-5 **Wt:** 315

**Age:** 28

**College:** Virginia

**Bears season:** 2

**NFL Season:** 7

**Acquired:** Waived free agent 2005 (MIA)



# 78

**PRO CAREER:** Playoff-tested blocker has played in 59 regular season games, starting 32, between St. Louis, Miami and Chicago... Has made 28 career starts at right tackle and 4 at left tackle... Has appeared in 59 of 64 possible games over the past 4 seasons... Gameday inactive for 36 regular and post-season contests over his first 2 NFL seasons with St. Louis.

**CAREER TRANSACTIONS:** Entered NFL as a third-round selection (94th overall) by St. Louis in the 2000 NFL Draft... Signed as unrestricted free agent by Miami (3/12/04)... Released by Miami (9/7/05)... Signed 1-year contract with Chicago (9/14/05)... Signed 3-year contract extension with Bears (2/25/06). **SIGNED though 2008**

**2005 SEASON:** Joined Bears during the second week of the season and played in the final 13 games of the regular season, including a start at each tackle position, plus the post-season contest... Participated in Games 4-16 - starting Games 5 and 9; Inactive Games 2-3... Made Bears debut at CLE (10/9) at LT for injured John Tait... Started at LT vs. MIN (10/16)... Appeared in 50th NFL game at DET (10/30)... Started at RT for injured Fred Miller vs. SF (11/13). **GAMES PLAYED-STARTED: 13-2**

**PREVIOUS SEASONS:** **2004** -- Started all 14 of his games played at RT during his lone season with Miami... Played in Games 1-4 and 7-16; Inactive Games 5-6... Missed games at NE (10/10) and at BUF (10/17) due to knee and ankle injuries... Took part in every offensive snap in 12 of the 14 contests in which he appeared. **2003** -- Participated in all 16 regular season games and St. Louis' lone playoff game as a reserve tackle and on special teams. **2002** -- Established career high by starting all 16 games for Rams offense that ranked 13th in NFL, 2nd in passing... Started Games 1-16 - Games 1-12 and 16 at RT, Games 13-15 at RT... Started at RT in NFL debut at DEN (9/8)... Moved to LT for start at KC (12/8) due to injured Orlando Pace... Returned to RT for season-ending start vs. SF (12/30). **2001** -- Inactive for St. Louis' 16 regular season games and all 3 playoff contests. **2000** -- As a rookie, inactive for Rams 16 regular season games and 1 playoff contest.

**COLLEGE:** Four-year letterman at Virginia (1996-99) who started at center his final two years... Named first-team All-American by College Football news and CNN/SI as a senior, becoming the first center in school history to earn All-America accolades... Also tabbed to the all-Atlantic Coast Conference first team... As a junior, started 10 games and was named second-team all-ACC... Moved to the offensive line as a sophomore after playing as a reserve tight end during redshirt freshman season... Graduated with degree in anthropology.

**PERSONAL:** Honored as an All-American by Super Prep following senior season at William Fleming H.S. in Roanoke, VA... Earned four letters at tight end and defensive tackle and was also named to the all-regional team by Blue Chip Illustrated and was rated as one of the top 25 players in Virginia... Advanced to state finals in discus all four years and lettered twice in basketball... Honor roll student and member of the Beta Club and National Honor Society.

### John St. Clair's NFL Statistics

#### REGULAR SEASON

**GAMES PLAYED-STARTED** -- 59-32: 2000 STL (0-0); 2001 STL (0-0); 2002 STL (16-16); 2003 STL (16-0); 2004 MIA (14-14); 2005 CHI (13-2).

#### POSTSEASON

**GAMES PLAYED-STARTED** -- 2-0: 2003 STL (1-0); 2005 CHI (1-0).

St. Clair

# The Players

## John Talt

### Tackle

Ht: 6-6 Wt: 312

Age: 31

College: Brigham Young

Bears season: 3

NFL Season: 8

Acquired: Restricted free agent in 2004 (KC)



# 76

**PRO CAREER:** Durable offensive tackle has started at both right and left tackle during his eight-year career spent with Chicago and Kansas City... Has started fewer than 15 games in a season just once since his rookie year... Moved to LT with Chicago in 2005 after starting 34 games at that position from 1999-2001 with Kansas City... Moved to RT in 2002 after the Chiefs acquired Pro Bowl LT Willie Roaf and started all 32 games from 2002-03 at RT... Helped open holes for 1,000 yard-rushers in 4 of the last 5 seasons including Thomas Jones' 1,335 yards last year and Priest Holmes' 1,615 yards in 2002 while helping each team's respective offenses gain over 2,000 yards on the ground in 3 of those campaigns... Since the NFL merger in 1970, owns the longest rush by an offensive lineman after gaining 28 yards in 2002... Member of Chiefs offense that led NFL in scoring from 2002-03 while setting a franchise scoring record in each campaign... Once started 61 consecutive games (12/17/00 - 12/5/04)... Entered starting lineup at end of his rookie season before becoming a full-time starter the next year... Veteran recipient of the 2005 Brian Piccolo Award as voted on by his teammates.

**CAREER TRANSACTIONS:** Entered NFL as a first-round selection (14th overall) by Kansas City in the 1999 NFL Draft... Signed contract with Chiefs (9/9/99)... Signed offer sheet with Chicago (3/5/04)... Awarded to Chicago (3/12/04) after Kansas City declined to match offer sheet. **SIGNED through 2009**

**2005 SEASON:** Moved back to LT to start all 15 games he appeared in, helping the Bears rushing attack rank 8th in the NFL while eclipsing 2,000 yards to rank 8th in the NFL, over 1,300 by Thomas Jones... Member of O-line that allowed fewer than 2 sacks per game, tying for 10th in the NFL... Started at LT Games 1-4, 6-16; Inactive Game 5 with ankle injury... Started at LT at WASH (9/11) for first time since 2001... Opened up holes for 187 rushing yards and 5.1 yards per carry vs. DET (9/18)... Helped ground game gain 176 yards and 5.2 yards per carry at CLE (10/9); leaving game in 4th quarter due to an ankle injury... Returned to starting lineup vs. BALT (10/23)... Helped rushing game gain 183 yards and 5.7 yards per carry at NO (11/6)... Helped offense rush for 172 yards vs. SF (11/13)... Started at PIT (12/11) in 100th career game played... Started at LT vs. CAR (1/15/06) in Divisional Playoff. **GAMES PLAYED-STARTED: 15-15**

**PREVIOUS SEASONS:** **2004** -- Started all 13 games played at RT during first season with Chicago... Started Games 1-11 and 15-16; Inactive Games 12-14 with a knee injury... Started at DAL (11/25) but left game in 2nd quarter with a knee injury... Returned to lineup at DET (12/26) and helped rushing attack gain 124 yards... Started vs. GB (1/2/05) and helped ground game score 2 TDs and gain 110 yards. **2003** -- Starting RT for Kansas City in all 16 regular season games and 1 post-season contest... Helped pave way for RB Priest Holmes to set NFL single-season TD record while totaling 1,420 rushing yards for league's top scoring offense... Made post-season debut vs. IND (1/11/04) in Divisional Playoff. **2002** -- Switched to RT where he started all 16 games on a Chiefs O-line that helped the club average an NFL-high 29.2 points per game while Holmes set a Chiefs single-season record 1,615 rushing yards... Made first career start at RT at CLE (9/8), recording first career carry for a 28-yard gain off a lateral from QB Trent Green with no time remaining on the clock; led to game-winning FG after unsportsmanlike conduct penalty by Cleveland LB Dwayne Rudd. **2001** -- Started career-high 16 games at LT for Kansas City, opening holes for Holmes to become the second Chiefs player to win the NFL rushing title... Started 18th consecutive game at LT in season finale at SEA (1/6/02). **2000** -- Started 15 games at LT in his first season as a full-time starter for the Chiefs... Left game at NE (12/4) in 4th quarter with a knee injury... Inactive vs. CAR (12/10)... Returned to starting lineup vs. DEN



# The Players

## John Tait

(12/17). 1999 -- Saw duty in 12 games with 3 starts as a rookie with Kansas City... Played at LT, as a tackle eligible in goal-line sets and on special teams... Began regular season on the NFL Roster Exemption list for the season's opening 2 contests at CHI (9/12) and vs. DEN (9/19)... Made NFL debut vs. NE (10/10) when he lined up as a tackle eligible in the club's goal-line offense... Made first NFL start at LT at OAK (11/28), replacing an injured Glenn Parker... Started at LT for Parker vs. PIT (12/18) and at SEA (12/26).

**COLLEGE:** Started all 37 games played during his 3-year college career at BYU (1996-98)... Did not play football from 1994-95 while serving on his Latter Day Saints church mission to Tennessee... An All-America pick his final season, also earning first-team All-WAC honors as both a junior and a senior... Eligible for a fifth year of college action after redshirting as a true freshman in 1993, but had already completed his degree and declared for the draft... Served as a captain for BYU offense and started all 13 games at LT as a junior... First-team All-WAC choice earned first-team All-America honors from Football News in 1998 and named National Offensive Lineman-of-the-Year by The Sports Network... Started 9 games at LT as a sophomore, missing 2 contests due to injury... Started all 15 games, including the Cotton Bowl, at LT as a redshirt freshman, receiving freshman All-America nod from The Sporting News... Earned bachelor's degree in communications.

**PERSONAL:** Lettered 3 times in football and twice in track and field at McClintock H.S. in Tempe, Ariz., earning all-state, all-region and all-city selection in football as both a junior and senior... Established "John Tait Foundation" in 2001, promoting a healthy start in children's lives through research, health care, healthy life choices by youth and access to the arts... Named a "Top 100" Good Guy by The Sporting News for his off-the-field efforts in 2002... With the Chiefs, annually sent 76 children with cancer to Camp Quality through his "76 for 76" program... Provided funds to expand art programs for disadvantaged youth at Accessible Arts and the Kemper Museum of Contemporary Art... Spokesperson for Children's Museum of Kansas City and the Heart of America Boy Scouts... Worked with students to design KidsKards, a benefit for the Children's Museum of Kansas City... Served as 2002 Honorary Chairman for the annual Children's Spot auction, benefiting challenged children... John Bernard Tait and his wife, Jenava, have 1 daughter.

### John Tait's NFL Statistics

#### REGULAR SEASON

GAMES PLAYED-STARTED -- 103-94: 1999 (12-3); 2000 (15-15); 2001 (16-16); 2002 (16-16); 2003 (16-16); 2004 (13-13); 2005 (15-15).

ADDITIONAL STATS: Rushing -- 2002 (1 for 28 yards).

#### POSTSEASON

GAMES PLAYED-STARTED -- 2-2: 2003 (1-1); 2005 (1-1).

### NFL WALTER PAYTON "MAN OF THE YEAR"

The NFL Walter Payton "Man of the Year" award is the only League award that recognizes a player's off-the-field community service as well as his playing excellence. This prestigious NFL award has been in existence since 1970 and honors players who demonstrate outstanding balance in their lives between civic and professional responsibilities. In 1999, the league renamed the NFL Man of the Year award after Walter Payton as a tribute to his greatness both on and off the field. Since the program's inception in 1970, four Bears have earned the title of NFL "Man of the Year" - which is the most of any team in the NFL.

Past NFL Walter Payton "Man of the Year" winners have included:

1970 - Walter Payton, Running Back

1987 - Dave Duerson, Safety

1990 - Mike Singletary, Linebacker

2000 - Jim Flanigan, Defensive Tackle (co-winner)

John Tait was the Chicago Bears Walter Payton "Man of the Year" nominee for the 2004 football season. Tait was nominated due to the tremendous effort he gave by volunteering his time and energy to various charities.

# The Players

## Charles Tillman Cornerback

Ht: 6-1 Wt: 196

Age: 25

College: Louisiana-Lafayette

Bears season: 4

NFL Season: 4

Acquired: 2nd round of the 2003 draft



# 33

**PRO CAREER:** A fixture in Chicago's defensive backfield throughout his career having started 35-of-39 career games played at left cornerback, recording 237 tackles, 2 sacks, 9 INTs, 31 PBUs and 6 forced fumbles... His 237 tackles since 2003 are the most in Chicago's secondary and rank 3rd on the Bears trailing only Brian Urlacher (429) and Lance Briggs (419)... Stands as Chicago's active leader with 31 career PBUs and his 9 picks rank 3rd on team behind Mike Brown (14) and Nathan Vasher (13)... Intercepted career-high 5 passes in 2005 returning them for a career-high and team-high 172 yards, ranking 2nd in the NFL averaging 34.4 yards per return... Set Bears record (and 2nd all-time in NFL annals) for the longest non-scoring return by producing a 95-yard return on an INT vs. GB (12/4/05), the fourth-longest overall INT return in club history... Earned first career NFC Defensive Player-of-the-Week honor for his first career TD, a 22-yard game-winning INT return in OT at DET (10/30/05)... Combined with Nathan Vasher to record 13 INTs in 2005 which tied for third-most picks by a CB tandem in the NFL, tied for tops in the NFC, was the most by a Bears duo since Mark Carrier (10) and Donnell Woolford (3) in 1990 and was the most by any Chicago CB tandem dating back to 1968... Became first rookie since Carrier in 1990 to lead Chicago in INTs with 4 in 2003... Combined with Lance Briggs to become the first Bears rookies to record an INT in same season since Urlacher and Brown in 2000... Rookie recipient of 2003 Brian Piccolo Award as voted by his teammates... Named NFL Rookie-of-the-Year and an All-Pro by Sports Illustrated while receiving NFL Defensive Rookie-of-the-Year honor from Football Digest.

**CAREER TRANSACTIONS:** Entered NFL as a second-round selection (35th overall) by Chicago in the 2003 NFL Draft... Signed 5-year contract with Chicago (7/26/03). **SIGNED through 2007**

**2005 SEASON:** Established career-highs with 104 tackles, 5 INTs, 18 PBUs and 4 forced fumbles while starting the first 15 games at LCB, plus the post-season contest... Ranked 3rd on club (led secondary) in tackles, 2nd in INT, tied lead in PBUs and was led in forced fumbles... Tied for 11th in the NFL in INTs while ranking 2nd in NFL with 34.4 INT return average... Started at LCB in Games 1-15; Inactive Game 16... Started at LCB at WASH (9/11) and notched 8 tackles and a forced fumble... Led secondary with 8 tackles and 2 PBUs vs. DET (9/18)... Posted an INT and PBU at CLE (10/9) while leading secondary with 9 tackles... Set-up Bears TD with a 55-yard INT return vs. MIN (10/16) while recording 7 tackles, 2 PBUs and a forced fumble... Named NFC Defensive Player-of-the-Week for first career TD at DET (10/30), a 22-yard INT return in OT after posting 9 tackles and 2 PBUs... Notched 8 tackles while leading team with career-high 3 PBUs vs. CAR (11/20)... Led secondary with 9 tackles at TB (11/27)... Set-up Bears FG with career-long 95-yard INT return to the Packers 5-yard line off Brett Favre vs. GB (12/4); added 7 tackles, 1 sack, 1 forced fumble and 3 PBUs... Recorded career-high fifth INT of season at GB (12/25); led secondary and 2nd on team with 9 tackles plus 2 PBUs... Tallied 7 tackles with 1 PBU vs. CAR (1/15/06) in Divisional Playoff. **GAMES PLAYED-STARTED: 15-15**

**PREVIOUS SEASONS: 2004 --** Compiled 44 tackles with 1 forced fumble, 3 PBUs and added 2 special teams tackles while starting 7 of 8 games played Chicago and missing 8 games due to a knee injury... Started at LCB Games 1-2, 12-16, came off the bench in Game 11; Inactive Games 3-10... Notched 5 tackles vs. DET (9/12) in first career season-opening start... Led secondary and tied career-best with 12 tackles at GB (9/19), including career-high 10 solos... Returned to active duty at DAL (11/25) and recorded 1 special teams tackle... Recorded 8 tackles vs. MIN (12/5); forced Randy Moss fumble recovered by Mike Green... Registered 9 tackles and 1 PBU at JAX (12/12)... Posted 4 tackles with



# The Players

## Charles Tillman

Tillman

2 PBUs at DET (12/26)... Tallied 5 tackles including 1 TFL vs. GB (1/2). **2003** - Tied for team lead and NFL lead among rookies with 4 INTs in his first season as a professional with the Bears, starting the final 13 games of the season at CB, the last 10 at LCB, and playing in all 16... Led team with 10 PBUs while ranking 2nd on secondary and 3rd overall with 89 tackles... Participated in all 16 games - starting Games 4-6 at RCB and Games 7-16 at LCB... Made NFL debut at SF (9/7), recording 3 tackles as nickel DB and forcing a fumble on special teams... Made first NFL start vs. OAK (10/5) and compiled 7 tackles and 1 PBU... Forced fumble recovered by Bobby Gray at SEA (10/19) while adding 5 tackles... Shifted to starting LCB vs. DET (10/26), posting first career INT with 32-yard return and 10 tackles... Nabbed INT in second straight game vs. SD (11/2) and helped team down 4th-quarter punt at Charger 1-yard line by tapping it away from the end zone... Posted 5 tackles and 1 PBU at DET (11/9)... Intercepted pass and led team with season-high 12 tackles vs. STL (11/16)... Posted first NFL sack among 8 tackles at DEN (11/23)... Posted 9 tackles, 1 TFL and 1 PBU at GB (12/7)... Sealed Bears win vs. MIN (12/14) by wrestling sack away from Randy Moss in the end zone for 4th-quarter INT while adding 10 tackles and 2 PBUs... Led secondary with 9 tackles in season finale at KC (12/28).

**COLLEGE:** Four-year starter at LCB at Louisiana-Lafayette (1999-2002) was 2-time all-Sun Belt selection who started 39-of-45 career games played and totaled 284 career tackles, including 2 sacks and 9 TFLs, along with 12 INTs, 31 PBUs, 7 forced fumbles, 7 fumble recoveries and 3 blocked punts... Earned All-America honors as a senior after moving to starting free safety for the second half of the campaign after playing strictly at CB previously... Also a first-team all-Sun Belt while starting every game and leading the team with a career-high 100 tackles while adding 8 PBUs, 2 INTs, 3 forced fumbles, 2 fumble recoveries, 2 TFLs, and 3 blocked punts... Second-team all-Sun Belt as a junior, starting every game at LCB and recording 38 tackles with 3 TFLs, 8 PBUs and 4 INTs... As a sophomore, started every game at LCB and finished 2nd on team with 64 tackles, including 2 sacks and 3 TFLs, 6 INTs and 9 PBUs... Played in every game as a true freshman, starting 5 of the final 7 and finishing 2nd on squad with 82 tackles; added 6 PBUs... Majored in health and physical education.

**PERSONAL:** Two-time all-district 8-5A and all-area team selection at Copperas Cove (Texas) H.S... Named to Super Cen-Tex team by the *Austin American-Statesman*... All-state Class 5A honorable mention... Born in Chicago and attended kindergarten at Horace Mann Elementary on the South Side... Parents are native Chicagoans Arbria and Donald Tillman... The son of an Army sergeant, he attended 11 schools from kindergarten to 12th grade... He and wife, Jackie, have 1 daughter.

### Charles Tillman's NFL Statistics

#### REGULAR SEASON

Year	Team	GP-GS	Tkls-Solo	Sack-Yds	TFL	Int-Ret	PBU	FF	FR-Ret	STT
2003	Chicago	16-13	89-64	1-3	1	4-27	10	1	0-0	5
2004	Chicago	8-7	44-37	0-0	1	0-0	3	1	0-0	2
2005	Chicago	15-15	104-84	1-10	0	5-172	18	4	0-0	0
<b>CAREER</b>		<b>39-35</b>	<b>237-185</b>	<b>2-13</b>	<b>2</b>	<b>9-199</b>	<b>31</b>	<b>6</b>	<b>0-0</b>	<b>7</b>

#### POSTSEASON

Year	Team	GP-GS	Tkls-Solo	Sack-Yds	TFL	Int-Ret	PBU	FF	FR-Ret	STT
2005	Chicago	1-1	7-5	0-0	0	0-0	1	0	0-0	0

#### SEASON / CAREER / PLAYOFF HIGHS

	2005	Career	Playoff
Tackles	9, five times	12, two times	7 vs. CAR (1/15/06)
Solos	8, four times	10 at GB (9/19/04)	5 vs. CAR (1/15/06)
Interceptions	1, five times	1, nine times	None
Longest INT Return	.95 vs. GB (12/4)	.95 vs. GB (12/4/05)	None
Pass Break-Ups	.3, two times	.3, two times	1 vs. CAR (1/15/06)
Sacks	.1, vs. GB (12/4)	.1, two times	None

# The Players

## Brian Urlacher Linebacker



Ht: 6-4 Wt: 258

Age: 28

College: New Mexico

Bears season: 7

NFL Season: 7

Acquired: 1st round of the 2000 draft



# 54

Urlacher

**PRO CAREER:** Five-time Pro Bowl selection was named the 2005 Associated Press Defensive Player-of-the-Year, becoming the second Bears player to win the award (Mike Singletary, 1985, 1988) in franchise history and just the fifth player in NFL history to be named Defensive Rookie-of-the-Year and Defensive Player-of-the-Year in their career... Has led Chicago in tackles in 5 of his 6 seasons while recording over 100 tackles in each campaign... His 956 career tackles are the most ever for a Bears player in his first 6 NFL seasons... Has contributed to Chicago allowing the fewest points in the NFL in 2 of his 6 seasons, including 2005 when the Bears 202 points allowed was the fewest since a franchise-record 187 in 1986... First Chicago defender to lead the team in tackles in his initial 4 NFL seasons and was the first Bear to pace the team in tackles for 4 straight seasons since Singletary did so for 5 straight years (1988-92)... Fifth player in franchise history to receive Pro Bowl selections in each of his first 4 NFL seasons (Rick Casares, Mike Ditka, Dick Butkus and Gale Sayers)... Ranks 2nd behind Mike Brown on Bears all-time list for career fumble return yards with 158 on 5 career recoveries, including a 90-yard TD in 2001... Stands 7th on team's career sacks list (first kept as a stat in 1982) with 32.5 career sacks - 2nd all-time among Bears LBs (Otis Wilson, 36.5)... Career awards include: AP and Pro Football Weekly NFL Defensive Player-of-the-Year (2005), Football Digest NFL Defensive Player-of-the-Year (2001), AP NFL Defensive Rookie-of-the-Year (2000), 4-time NFC Defensive Player-of-the-Week (10/7/01, 9/15/02, 9/19/04, 10/31/04), NFC Special Teams Player-of-the-Week (12/23/01) and NFC Defensive Rookie-of-the-Month (Oct. 2000)... Posted career-high 214 tackles in 2002, the most ever by a Bear since tackle totals began being recorded in 1971... Registered first 2 career TDs and was involved in a career-high 6 turnovers in 2001 while serving as the focal point of a defense that allowed an NFL-low 203 points... The third Bear ever named NFL Defensive Rookie-of-the-Year behind Mark Carrier (1990) and Wally Chambers (1973) was Chicago's first rookie Pro Bowler since Mark Carrier... Second Bears rookie ever to lead team in tackles (Doug Plank, 1975) while being recognized by his teammates as the rookie recipient of the Brian Piccolo Award.

**CAREER TRANSACTIONS:** Entered NFL as first-round selection (ninth overall) by Chicago in the 2000 NFL Draft... Signed contract with Bears (6/16/00)... Signed 9-year contract with Chicago (6/6/03). **SIGNED through 2011**

**2005 SEASON:** Named NFL Defensive Player-of-the-Year and a first-team All-Pro by the Associated Press and Pro Football Weekly after starting all 16 regular season games and 1 post-season contest at MLB on a Bears defense that allowed the fewest points and second-fewest total yards in the NFL... Received 34-of-50 votes in AP voting... Leading defensive vote-getter for the Pro Bowl, his fifth career selection and fourth as a starter, after tallying 171 tackles to lead Chicago for the fifth time in 6 years... Led Bears with 10 TFLs, ranked 2nd with 6 sacks... Paced team in tackles in 6 games, recording at least 10 tackles in 12 games, including 6 consecutive... Posted 10 tackles with 1 sack and 1 TFL at WASH (9/11) in fifth consecutive season-opening start... Paced team with 2 sacks among 9 tackles vs. DET (9/18)... Notched 7 tackles vs. CIN (9/25) and forced fumble recovered by Lance Briggs... Team-high tying 13 tackles with 1 sack at CLE (10/9)... Team-highs of 12 tackles and 2 sacks vs. MIN (10/16)... Recorded 10 tackles with 1 TFL vs. BALT (10/23)... Led team with season-high 17 tackles at DET (10/30)... Tallied 10 tackles with 1 TFL at NO (11/6)... Tied for team-high with 12 tackles with 2 TFLs vs. SF (11/13); added multiple blocks during Nathan Vasher's 108-yard missed FG return TD... Posted 10 tackles at TB (11/27)... Tied for team-high with 16 tackles with 1 TFL vs. GB (12/4); added 2 PBUs... Registered 13 tackles with 1 TFL at PIT (12/11)... Team-high 14 tackles vs. ATL (12/18)... Made acrobatic INT and a 20-yard return along with 9 tackles in Divisional Playoff vs. CAR (1/15/06) in his second career playoff start. **GAMES PLAYED-STARTED: 16-16**



# The Players

## Brian Urlacher

Urlacher

**PREVIOUS SEASONS: 2004** -- Topped 100-tackle plateau for 5th straight season, recording 105 tackles, and named a first-alternate for the Pro Bowl despite missing the first 7 games of his career due to 3 separate injuries... Earned 2 NFC Defensive Player-of-the-Week awards after stellar performances in Game Two and Game Seven... Led all MLBs in NFL with 5.5 sacks while ranking 2nd on Bears... Started at MLB in Games 1-2, 5-9 and 12-13... Inactive Games 3-4 with hamstring injury, Games 10-11 due to leg injury, Game 14 with a hamstring injury before finishing the season on injured reserve... Paced team in tackles in 5 games and recorded at least 11 tackles in 6 games... Led team with 14 tackles vs. DET (9/12) while adding 1 sack, 2 TFLs and 1 PBU... Earned NFC Defensive Player-of-the-Week honors for a team-high 14 tackles at GB (9/19) plus a forced fumble of Ahman Green at the Bears 2-yard line that Mike Brown recovered and returned 95 yards for a TD... Inactive due to a hamstring injury at MIN (9/26), the first missed game of his career while snapping a string of 64 straight starts... Returned to starting lineup at MLB with season-high 17 tackles and 1 sack vs. WASH (10/17)... Tallied 11 tackles and forced a Michael Pittman fumble at TB (10/24)... Received NFC Defensive Player-of-the-Week award vs. SF (10/31) after recording his third career 2-sack game while tying for the team-lead with 9 tackles... Returned from leg injury vs. MIN (12/5) and led team with 11 tackles including 2 TFLs and 1 sack; added first INT of season, picking off a Daunte Culpepper pass at the CHI 3-yard line and returning it 42 yards... Second on squad with 13 tackles at JAX (12/12); left game late in 4th quarter with hamstring injury... Placed on injured reserve (12/22/04). **2003** -- Started third straight Pro Bowl at MLB and played in fourth consecutive as Chicago's leader with 153 total tackles, 112 solos and 11 TFLs while holding or tying for the team-lead in tackles in 9 games... Tied for team-high with 12 tackles at SF (9/7)... Led Bears with 12 tackles at MIN (9/14) including 2 TFLs and a half-sack... Tied for Bears lead with 9 tackles with 1 TFL vs. GB (9/29)... Posted 7 tackles with 1 sack vs. OAK (10/5)... Recorded 8 tackles at NO (10/12)... Team-high 9 tackles at SEA (10/19)... Team-high 11 tackles with 1 TFL vs. DET (10/26)... Posted 8 tackles with 2 TFLs at DET (11/9)... Team and season-high 13 tackles at DEN (11/23)... Team-high 12 tackles with 1 TFL vs. ARIZ (11/30)... Team-high 12 tackles at GB (12/7)... Posted 10 tackles with 1 TFL vs. WASH (12/21)... Notched 1 sack among 7 tackles at KC (12/28). **2002** -- Led all NFC defensive players in Pro Bowl voting to earn starting MLB assignment after registering career-high and Bear-record 214 total tackles (after coach's review) and 19 TFLs... Ranked 2nd in NFL with 152 tackles according to play-by-play stats, 4 behind Miami's Zach Thomas... Started all 16 games while ranking among team leaders with 4.5 sacks (3rd) and 1 INT (3rd)... Recorded double-digit tackles in every game, leading team in tackles 14 times... Led Bears vs. MIN (9/8) with 17 tackles, including 2 TFLs... Earned NFC Defensive Player-of-the-Week honors at ATL (9/15) by recovering a fumble and leading team with 13 tackles, including 2 sacks and 2 TFLs... Forced fumble among team-high 11 tackles vs. NO (9/23)... Team-high 15 tackles at BUF (9/29)... Team-high 14 tackles with 1 TFL at DET (10/20)... Team-high 15 tackles at MIN (10/27)... Passed 100-tackle mark in season's eighth game with team-high 13 tackles, including 3 TFLs and 1 sack, vs. PHI (11/3)... Recorded 1 INT while leading team with 13 tackles, with 1 TFL, and 2 PBUs vs. NE (11/10)... Team-high 12 tackles, including 1 sack and 2 TFLs, at STL (11/18)... Team-high 14 tackles with 1 TFL and 2 PBUs vs. DET (11/24)... Team-high 12 tackles with 1 TFL and a forced fumble at MIA (12/9)... Led team with season-high 19 tackles at CAR (12/22) while setting-up TD with 43-yard fumble recovery return... Team-high 13 tackles and a half-sack vs. TB (12/29). **2001** -- Finished 5th in NFL MVP voting, the highest of any defensive player, after leading Bears with 148 tackles and ranking among team leaders with 6 sacks (3rd) and 3 INTs (T-2nd)... Honored as NFL Defensive Player-of-the-Year by Football Digest and unanimous first-team All-Pro... Selected for first Pro Bowl start in his second trip to the game as NFC's top vote-getter for MLBs after starting all 16 games for the first time in his career... Led Bears in tackles in 8 of final 10 games, including playoff contest, and recorded 2 TDs... Delivered 8 tackles and recovered fumble vs. MIN (9/23)... Named NFC Defensive Player-of-the-Week after registering 8 tackles, first career TD on 90-yard fumble recovery return, 1 INT, 1 sack, TFL and forced fumble at ATL (10/7)... Posted 6 tackles with 1 sack at CIN (10/21)... Posted 4 tackles and 1 INT vs. SF (10/28) while pressuring Terrell Owens into overtime-pass drop intercepted by Mike Brown and returned for game-winning TD... Led team with career-high 20 tackles with 1 sack at TB (11/18)... Topped 100-tackle plateau in season's 11th game with team-high 11 tackles and 1 sack vs. DET (12/2)... Posted career-long 41-yard INT return at GB (12/9) along with 10 tackles, including 1 TFL and an 11-yard sack... Team-high 11 tackles at TB (12/16)... Named NFC Special Teams Player-of-the-Week after catching go-ahead 27-yard TD pass from Brad Maynard on fake FG in 4th quarter at WASH (12/23)... Team-high 12 tackles at DET (12/30)... Sat out much of 2nd-half in convincing win vs. JAX (1/6/02); recorded 1 sack among 5 tackles... Team-high 11 tackles with 1 sack in post-season debut in Divisional Playoff vs. PHI (1/19/02). **2000** -- Named NFL's Defensive Rookie-of-the-Year and a unanimous all-rookie team honoree after registering team highs with 165 total tackles, 8 sacks, 103 solos and 7 TFLs while starting the final 14 games... Voted a first-alternate to the Pro Bowl and selected to team following an injury to Detroit's Stephen Boyd... Bears recipient of the NFLPA's Unsung Hero Award... Opened season as reserve

# The Players

## Brian Urlacher

Urlacher

OLB before moving to starting MLB spot... Tied for 2nd on team with 2 INTs while leading team in tackles in 10 of final 13 contests... Recorded 2 tackles as reserve OLB in NFL debut at MIN (9/3)... Switched to MLB for first career start vs. NYG (9/17) and posted 13 tackles, including 2 TFLs and his first career sack to begin a 5-game sack streak, the third-longest rookie streak in NFL history and tied for the longest rookie streak in Bears history... Team-high 14 tackles vs. DET (9/24) and picked-off first career INT... Team-high 15 tackles with 1 sack vs. NO (10/8) highlighted NFC Defensive Rookie-of-the-Month award earned for 43 tackles, 4 sacks and 1 fumble recovery in 4 October games... Added to October accomplishments with first career multi-sack game with 2 sacks among team-high 11 tackles vs. MIN (10/15) to cap 5-game sack streak... Team-high 14 tackles vs. IND (11/5)... Topped 100-tackle plateau in season's 10th game with season-high 16 tackles at BUF (11/12), faster than all but 2 Bears since 1993... Squelched 4th-quarter scoring opportunity with INT vs. TB (11/19) during team-high 10 tackle performance... Team-high 13 tackles, including 1 sack, at SF (12/17)... Recorded 9 tackles with 1 sack and 1 TFL to pace team at DET (12/24)... Recorded 2 tackles for NFC squad in Pro Bowl debut.

**COLLEGE:** Versatile player for New Mexico (1996-99) where he played OLB and FS on defense, WR on offense and returned kickoffs and punts... Two-year starter who finished career 3rd on school's all-time charts with 442 tackles... Added 3 INTs, 11 sacks and 11 forced fumbles... Averaged 18.8 yards on 5 kickoff returns and 15.1 yards on 13 punt returns... Of his 7 catches, 6 went for TDs... As a senior, earned first-team All-America selection by Walter Camp, Football Writers Association of America and Associated Press; second-team choice by *The Sporting News* and *Football News*... All-Mountain Conference first-team and Player-of-the-Year choice... Among 3 finalists for Jim Thorpe Award, given to top DB in college football... First-team All-Mountain West selection as a junior when he started every game at FS and led nation with a school-record 178 tackles... Majored in criminology.

**PERSONAL:** Had jersey number 11 retired during "Brian Urlacher Day" ceremonies at Lovington (NM) H.S. in February, 2001... All-state selection at WR and FS led club to 14-0 record and state title as senior while catching 61 passes for 15 TDs, returning 4 punts and 2 kickoffs for TDs and rushing for 2 more TDs... Also all-district in basketball... Active supporter of the Special Olympics in the Chicagoland area and in his home state of New Mexico... Has 2 daughters, Pamela and Riley, and 1 son, Kennedy... Younger brother, Casey, played football at Lake Forest College and spent time on Bears roster before the 2003 season; veteran of 2 seasons in Arena Football League2... Donated football and weightlifting equipment to Lovington H.S. in 2002... Supplied shoes for each boy and girls sports programs at LHS in 2006... Hosts an annual charity basketball game at Lovington High benefiting the high school.

### Brian Urlacher's NFL Statistics

#### REGULAR SEASON

Year	Team	GP-GS	Tkls-Solo	Sack-Yds	TFL	Int-Ret	PBU	FF	FR-Ret	STT
2000	Chicago	16-14	165-96	8-49	7	2-19	1	0	1-0	4
2001	Chicago	16-16	148-92	6-37	4	3-60	1	2	2-115	0
2002	Chicago	16-16	214-159	4.5-33.5	19	1-0	7	2	2-43	0
2003	Chicago	16-16	153-112	2.5-14.5	11	0-0	3	0	0-0	0
2004	Chicago	9-9	105-57	5.5-19	7	1-42	3	2	0-0	0
2005	Chicago	16-16	171-101	6-44	10	0-0	7	1	0-0	0
<b>CAREER</b>		<b>89-87</b>	<b>956-617</b>	<b>32.5-197</b>	<b>58</b>	<b>7-121</b>	<b>26</b>	<b>7</b>	<b>5-158</b>	<b>4</b>

**ADDITIONAL STATS:** Touchdowns -- 2: 90-yard fumble return at ATL (Oct. 7, 2001); 27-yard reception at WASH (Dec. 23, 2001). Receiving -- 2001 (1 for 27, TD). Passing -- 2002 (0 for 1).

#### POSTSEASON

Year	Team	GP-GS	Tkls-Solo	Sack-Yds	TFL	Int-Ret	PBU	FF	FR-Ret	STT
2001	Chicago	1-1	11-9	1-7	0	0-0	0	0	0-0	0
2005	Chicago	1-1	9-5	0-0	1	1-20	0	0	0-0	0
<b>CAREER</b>		<b>2-2</b>	<b>20-13</b>	<b>1-7</b>	<b>1</b>	<b>1-20</b>	<b>0</b>	<b>0</b>	<b>0-0</b>	<b>0</b>

#### SEASON / CAREER / PLAYOFF HIGHS

	2005	Career	Playoff
Tackles	17 at DET (10/30)	20 at TB (11/18/01)	11 vs. PHI (1/19/02)
Solos	13 vs. GB (12/4)	13, two times	9 vs. PHI (1/19/02)
Sacks	2, two times	2, five times	1, two times
Tackles For Loss	2 vs. SF (11/13)	4 at CAR (12/22/02)	None
Interceptions	None	1, seven times	1 vs. CAR (1/15/06)
Longest INT Return	None	42 vs. MIN (12/5/04)	20 vs. CAR (1/15/06)
Pass Break-Ups	2 vs. GB (12/4)	2, four times	None



# The Players

## Brian Urlacher

### BRIAN URLACHER'S GAME-BY-GAME DEFENSIVE STATS

45-42 Regular Season Starting Record (0-2 Postseason)

#### 2000 CHICAGO BEARS

Date	W/L	Opp.	Tkls-S	TFL	PD	INT-Yds	Sks-Lst
9/3	L	at MIN	2-0	0	0	0-0	0-0
9/10	L	at TB	6-2	0	0	0-0	0-0
9/17*	L	NYG	13-9	2	0	0-0	1-8
9/24*	L	DET	14-9	0	0	1-0	1-6
10/1*	W	at GB	10-6	0	1	0-0	1-6
10/8*	L	NO	15-7	1	0	0-0	1-7
10/15*	L	MIN	11-5	0	0	0-0	2-15
10/22*	L	at PHI	7-5	0	0	0-0	0-0
11/05*	W	IND	14-10	0	0	0-0	0-0
11/12*	L	at BUF	16-10	2	0	0-0	0-0
11/19*	W	TB	10-6	0	0	1-19	0-0
11/26*	L	at NYJ	8-6	0	0	0-0	0-0
12/03*	L	GB	7-5	0	0	0-0	0-0
12/10*	W	NE	10-7	1	0	0-0	0-0
12/17*	L	at SF	13-5	0	0	0-0	1-1
12/24*	W	at DET	9-4	1	0	0-0	1-6
<b>Totals</b>	<b>5-9</b>		<b>165-96</b>	<b>7</b>	<b>1</b>	<b>2-19</b>	<b>8-49</b>

#### 2001 CHICAGO BEARS

Date	W/L	Opp.	Tkls-S	TFL	PD	INT-Yds	Sks-Lst
9/9*	L	at BALT	10-7	0	0	0-0	0-0
9/23*	W	MIN	8-5	0	0	0-0	0-0
10/7*	W	at ATL	8-2	1	1	1-10	1-3
10/14*	W	ARIZ	6-4	1	0	0-0	0-0
10/21*	W	at CIN	6-4	0	0	0-0	1-9
10/28*	W	SF	4-4	0	0	1-9	0-0
11/4*	W	CLE	7-3	0	0	0-0	0-0
11/11*	L	GB	9-6	0	0	0-0	0-0
11/18*	W	at TB	20-12	0	0	0-0	1-4
11/25*	W	at MIN	11-8	1	0	0-0	0-0
12/2*	W	DET	11-5	0	0	0-0	1-1
12/9*	L	at GB	10-5	1	0	1-41	1-11
12/16*	W	TB	11-7	0	0	0-0	0-0
12/23*	W	at WASH	10-9	0	0	0-0	0-0
12/30*	W	at DET	12-9	0	0	0-0	0-0
1/6*	W	JAX	5-2	0	0	0-0	1-9
<b>Totals</b>	<b>13-3</b>		<b>148-92</b>	<b>4</b>	<b>1</b>	<b>3-60</b>	<b>6-37</b>

#### POSTSEASON

1/19*	L	PHI	11-9	0	0	0-0	1-7
-------	---	-----	------	---	---	-----	-----

#### 2002 CHICAGO BEARS

Date	W/L	Opp.	Tkls-S	TFL	PD	INT-Yds	Sks-Lst
9/8*	W	MIN	17-12	2	0	0-0	0-0
9/15*	W	at ATL	13-9	2	0	0-0	2-17
9/22*	L	NO	11-8	0	0	0-0	0-0
9/29*	L	at BUF	15-12	0	0	0-0	0-0
10/7*	L	GB	11-9	0	0	0-0	0-0
10/20*	L	at DET	14-12	1	0	0-0	0-0
10/27*	L	at MIN	15-11	0	0	0-0	0-0
11/3*	L	PHI	13-10	3	1	0-0	1-6
11/10*	L	NE	13-10	1	2	1-0	0-0
11/18*	L	at STL	12-8	2	0	0-0	1-9
11/24*	W	DET	14-10	1	2	0-0	0-0
12/1*	L	at GB	11-8	1	0	0-0	0-0
12/9*	L	at MIA	12-9	1	0	0-0	0-0
12/15*	W	NYJ	11-7	1	0	0-0	0-0
12/22*	L	at CAR	19-13	4	0	0-0	0-0
12/29*	L	TB	13-11	0	1	0-0	0.5-1.5
<b>Totals</b>	<b>4-12</b>		<b>214-159</b>	<b>19</b>	<b>7</b>	<b>1-0</b>	<b>4.5-33.5</b>

#### 2003 CHICAGO BEARS

Date	W/L	Opp.	Tkls-S	TFL	PD	INT-Yds	Sks-Lst
9/7*	L	at SF	12-8	1	0	0-0	0-0
9/14*	L	at MIN	12-9	2	0	0-0	0.5-1.5
9/29*	L	GB	9-5	1	0	0-0	0-0
10/5*	W	OAK	7-6	0	0	0-0	1-5
10/12*	L	at NO	8-7	0	1	0-0	0-0
10/19*	L	at SEA	9-8	0	0	0-0	0-0
10/26*	W	DET	11-8	1	2	0-0	0-0
11/2*	W	SD	7-4	0	0	0-0	0-0
11/9*	L	at DET	8-7	2	0	0-0	0-0
11/16*	L	STL	7-6	1	0	0-0	0-0
11/23*	W	at DEN	13-8	0	0	0-0	0-0
11/30*	W	ARIZ	12-9	1	0	0-0	0-0
12/7*	L	at GB	12-5	0	0	0-0	0-0
12/14*	W	MIN	9-8	0	0	0-0	0-0
12/21*	W	WASH	10-8	1	0	0-0	0-0
12/28*	L	at KC	7-6	1	0	0-0	1-8
<b>Totals</b>	<b>7-9</b>		<b>153-112</b>	<b>11</b>	<b>3</b>	<b>0-0</b>	<b>2.5-14.5</b>

#### 2004 CHICAGO BEARS

Date	W/L	Opp.	Tkls-S	TFL	PD	INT-Yds	Sks-Lst
*9/12	L	DET	14-10	2	1	0-0	1-0
*9/19	W	at GB	14-10	1	0	0-0	0-0
9/26	L	at MIN	INACTIVE				
10/3	L	PHI	INACTIVE				
*10/17	L	WASH	17-9	0	0	0-0	1-2
*10/24	L	at TB	11-6	0	0	0-0	0-0
*10/31	W	SF	9-5	0	1	0-0	2-9
*11/7	W	at NYG	8-6	2	0	0-0	0-0
*11/14	W	at TEN	7-2	0	1	0-0	0-0
11/21	L	IND	INACTIVE				
11/25	L	at DAL	INACTIVE				
*12/5	W	MIN	12-5	2	0	1-42	1.5-8
*12/12	L	at JAX	13-4	0	0	0-0	0-0
12/19	L	HOU	INACTIVE				
12/26	L	at DET	INJURED RESERVE				
1/2	L	GB	INJURED RESERVE				
<b>Totals</b>	<b>5-4</b>		<b>105-57</b>	<b>7</b>	<b>3</b>	<b>1-42</b>	<b>5.5-19</b>

#### 2005 CHICAGO BEARS

Date	W/L	Opp.	Tkls-S	TFL	PD	INT-Yds	Sks-Lst
9/11*	L	at WASH	10-5	1	0	0-0	1-8
9/18*	W	DET	9-6	1	0	0-0	2-11
9/25*	L	CIN	8-5	0	0	0-0	0-0
10/9*	L	at CLE	13-8	0	0	0-0	1-2
10/16*	W	MIN	12-9	0	1	0-0	2-23
10/23*	W	BALT	10-3	1	0	0-0	0-0
10/30*	W	at DET	17-10	1	0	0-0	0-0
11/6*	W	at NO	10-4	1	0	0-0	0-0
11/13*	W	SF	12-8	2	0	0-0	0-0
11/20*	W	CAR	7-1	0	1	0-0	0-0
11/27*	W	at TB	10-7	0	1	0-0	0-0
12/4*	W	GB	16-13	1	2	0-0	0-0
12/11*	L	at PIT	13-8	1	0	0-0	0-0
12/18*	W	ATL	14-8	0	1	0-0	0-0
12/25*	W	at GB	10-6	1	1	0-0	0-0
1/1*	L	at MIN	0-0	0	0	0-0	0-0
<b>Totals</b>	<b>11-5</b>		<b>171-101</b>	<b>10</b>	<b>7</b>	<b>0-0</b>	<b>6-44</b>

#### POSTSEASON

1/15*	L	CAR	9-5	1	0	1-20	0-0
<b>Totals</b>	<b>0-1</b>		<b>9-5</b>	<b>1</b>	<b>0</b>	<b>1-20</b>	<b>0-0</b>

\* Denotes Game Started

# The Players

## Nathan Vasher Cornerback



Ht: 5-10 Wt: 180

Age: 24

College: Texas

Bears season: 3

NFL Season: 3

Acquired: 4th round of the 2004 draft



# 31

**PRO CAREER:** Selected to his first career Pro Bowl following the 2005 season, putting an exclamation point on his first 2 NFL campaigns in which he led all Bears with 13 interceptions... His career INT total is tied with Darren Sharper for the NFC lead and 1 behind Deltha O'Neal for the NFL lead from 2004-05... Ranks 3rd in NFL from 2004-05 with 322 INT return yards and 8th with a 24.8-yard return average... Scored 3 career TDs as he and teammate Lance Briggs are one of 10 NFL players with 2 INT return TDs from 2004-05... Scored other TD on 108-yard missed FG return, the longest scoring play in NFL history which earned him NFC Special Teams Player-of-the-Week honors... Also named NFC Defensive Player-of-the-Week during 2005... Chicago's first Pro Bowl CB since 1994 (Donnell Woolford), led Bears with career-high 8 INTs in 2005, the most by a Bears player since Mark Carrier (10 in 1990)... Combined with Charles Tillman to record 13 INTs in 2005: tied for NFL's 3rd-most picks by a CB tandem, tied for tops in NFC, most by Bears duo since 1990 (Mark Carrier, 10; Donnell Woolford, 3) and most by any Chicago CB tandem dating back to 1968... Second consecutive Bears rookie to lead team in INTs with 5 in 2004 (Tillman, 4 in 2003), the most by a Chicago rookie since 1990 (Carrier, 10), en route to pacing NFC and ranking 2nd in NFL with 177 INT return yards, 3rd-highest single-season total in club history... Contributed to Bears record-setting 6 defensive TDs in 2004 with a 71-yard INT return TD, the longest INT return TD by a Chicago defender in the last 12 seasons (Dante Jones INT, lateraled to Jeremy Lincoln for an 80-yard TD return vs. GB, 12/5/93).

**CAREER TRANSACTIONS:** Entered NFL as a fourth-round selection (110th overall) by Chicago in the 2004 NFL Draft... Signed 4-year contract with Bears (5/24/04). **SIGNED through 2007**

**2005 SEASON:** Selected to Pro Bowl after leading Chicago with career-high 8 INTs, ranking him 2nd in NFC and tied for 4th in NFL with the 3rd-highest single-season total in team history... Ranked 6th in NFL with 145 INT return yards, including a 45-yard TD return... Played in all 16 games for the second consecutive season while setting career highs with 15 starts, 57 tackles, and 18 PBUs... Started Games 1-3 and 5-16 at RCB - did not start Game 4 as Bears opened in a 3-safety set... Started at RCB in season opener at WASH (9/11) and tallied 4 tackles, 1 INT and 1 PBU... Recorded 2 INTs that led to Bears TDs vs. DET (9/18) to go with 4 PBUs; intercepted first in the end zone while covering former Texas teammate Roy Williams and returned the second 24 yards... Career-high 8 tackles and 1 PBU vs. BAL (10/23)... Registered 5 tackles and 1 PBU at DET (10/30)... Notched 4th-quarter INT and 6 tackles at NO (11/6)... Named NFC Special Teams Player-of-the-Week for dramatic play to end 1st half vs. SF (11/13), setting an NFL record with a 108-yard missed FG return for TD... Earned NFC Defensive Player-of-the-Week honors for setting-up Chicago's first 10 points vs. CAR (11/20) with 2 1st-quarter INTs with returns of 46 and 22 yards; also had 4 tackles, 2 PBUs and 1 forced fumble... Returned INT 45 yards for TD vs. GB (12/4); added 5 tackles and 2 PBUs... Notched 8th INT to go with 4 PBUs and 4 tackles vs. ATL (12/18)... Tallied 5 tackles in post-season debut vs. CAR (1/15/06) in Divisional Playoff... Tallied 1 INT for NFC in Pro Bowl debut (2/12/06). **GAMES PLAYED-STARTED: 16-15**

**PREVIOUS SEASON: 2004 --** Led Chicago with 5 INTs as a rookie while playing in all 16 games and making 7 starts... Tied for 3rd in NFC and 8th in NFL in INTs while tying for 3rd in NFL among rookies... Led NFC averaging 35.4 yards per INT return... Including 1 fumble recovery, his 6 takeaways tied Mike Green for the team lead... Started Games 4-5, 11 at CB and Games 6-7, 13 and 15 in a 5-defensive back set... Team-high 2 special teams tackles vs. DET (9/12) in NFL debut... First career INT



# The Players

## Nathan Vasher

Vasher

coincided with first NFL start at CB in game vs. PHI (10/3)... Clinched win vs. SF (10/31) with 4th-quarter INT and 71-yard TD return off Ken Dorsey... Recorded 41-yard INT return and 12-yard return on a fumble forced by Jerry Azumah at NYG (11/7)... Intercepted Peyton Manning in the end zone vs. IND (11/21), registering a 30-yard return... Started at RCB and registered season-high 5 tackles at DAL (11/25) with 1 PBU... Posted 3 tackles and a 38-yard INT return at JAX (12/12)... Started at nickel back at DET (12/26) and recorded 4 tackles.

**COLLEGE:** Named an All-American as a punt returner in 2001, the 3-year starter at Texas (2000-03) finished his career tied for the most INTs in school history with 17 and set Longhorn career record with 64 PBUs... Finished his career with 2 years as a starting CB after starting at strong safety as a sophomore en route to starting 38-of-47 contests during his career while totaling 152 tackles, 15 TFLs and 2 sacks... Set school record with 1,314 career punt return yards (3rd in Big 12 history) on 94 punt returns with 2 TDs... Finished career as a first-team All-Big 12 accolades after starting every game at weak-side CB as a senior and setting a school single-season record with 26 PBUs while adding 6 INTs... Averaged 13.0 yards on 28 punt returns (364 yards)... As a junior, named second-team All-American by CNN/SI and selected to second team All-Big 12 as a CB and third team as a punt returner after starting 10 of 11 games at CB, recording 4 INTs, 15 PBUs... Averaged 14.2 yards and scored 1 TD on 26 punt returns (370 yards)... Third-team All-American selection and first-team All-Big 12 performer as a sophomore after establishing career-highs with 56 tackles and 7 INTs while tying the school record with 18 PBUs... Received team's Joseph W. Moore Award (for tenacity) after starting every game at SS... Set school single-season punt return record with 554 yards (14.9 avg.) on 37 punt returns and single-game school record with 173 yards (24.7 avg.) on 7 punt returns... Played 11 games as a freshman, starting 3 at nickel back, and made 20 tackles with 3 TFLs, 1 sack, 5 PBUs and returned 3 punts for 26 yards (8.7 avg.)... Majored in liberal arts.

**PERSONAL:** Played both WR and CB at Texas H.S. in Texarkana, TX... First-team Texas 4A All-State team on both offense and defense as a senior by the Texas Sportswriters Association and was a 1999 first-team all-state selection at CB by the Associated Press... Registered 106 tackles, 6 INTs, 2 sacks and forced 3 fumbles in 1999 while catching 52 passes for 837 yards and 12 TDs... Lettered 3 seasons in basketball and track... Honor roll student in high school... Born Nathanael DeWayne Vasher in Wichita Falls, Texas... Mother is Monica.

### Nathan Vasher's NFL Statistics

#### REGULAR SEASON

Year	Team	GP-GS	Tkls-Solo	Sack-Yds	TFL	Int-Ret	PBU	FF	FR-Ret	STT
2004	Chicago	16-7	30-26	0-0	0	5-177	5	0	1-12	9
2005	Chicago	16-15	57-43	0-0	0	8-145	18	1	0-0	0
<b>CAREER</b>		<b>32-22</b>	<b>87-69</b>	<b>0-0</b>	<b>0</b>	<b>13-322</b>	<b>23</b>	<b>1</b>	<b>1-12</b>	<b>9</b>

**ADDITIONAL STATS:** Touchdowns -- 3: 71-yard INT return vs. SF (Oct. 31, 2004); 108-yard missed FG return vs. SF (Nov. 13, 2005); 45-yard INT return vs. GB (Dec. 4, 2005).

#### POSTSEASON

Year	Team	GP-GS	Tkls-Solo	Sack-Yds	TFL	Int-Ret	PBU	FF	FR-Ret	STT
2005	Chicago	1-1	5-4	0-0	0	0-0	0	0	0-0	0

#### SEASON / CAREER / PLAYOFF HIGHS

	2005	Career	Playoff
Tackles	.8 vs. BAL (10/23)	Same	.5 vs. CAR (1/15/06)
Solos	.8 vs. BAL (10/23)	Same	.4 vs. CAR (1/15/06)
Interceptions	.2, two times	.2, two times	.None
Longest INT Return	.45t vs. GB (12/4)	.71t vs. SF (10/31/04)	.None
Pass Break-Ups	.4, two times	.4, two times	.None

# The Players

## Dante Wesley Cornerback



Ht: 6-1 Wt: 210

Age: 27

College: Arkansas-Pine Bluff

Bears season: 1

NFL Season: 5

Acquired: Unrestricted free agent 2006 (CAR)



# 21

**PRO CAREER:** Big and physical cornerback signed with Chicago during the off-season after spending his first 4 seasons in the NFL with Carolina... Played in 58 career games, primarily as a reserve CB and on special teams... Started 2 contests in career and has totaled 55 tackles with 1 sack, 13 PBUs, 3 forced fumbles and 1 fumble recovery adding 32 special teams tackles... Participated in 7 postseason contests totaling 2 tackles.

**CAREER TRANSACTIONS:** Originally entered NFL as a fourth-round selection (100th overall) by Carolina in the 2002 NFL Draft... Contract expired with Carolina (3/11/06)... Signed 2-year contract with Chicago (3/16/06). **SIGNED through 2007**

**2005 SEASON:** Played all 16 games with Carolina for second time in his career, totaling 12 tackles with 1 forced fumble as a reserve CB and 8 special teams tackles... Played as a reserve CB at MIA (9/25) and posted 2 tackles... Saw extensive playing time at ARIZ (10/9) for an injured Chris Gamble... Recorded season-high 3 tackles at BUF (11/27) as a reserve CB... Participated on special teams and as a back-up CB at NO (12/18) adding a fumble recovery on a punt return... Forced first NFL fumble at ATL (1/1) on T.J. Duckett in 4th quarter, returned for a TD by Ricky Manning, Jr... Recovered a muffed punt in Wild Card playoff at NYG (1/8/06) that led to Carolina FG... Notched 3 special teams tackles at CHI (1/15/06) in Divisional Playoff. **GAMES PLAYED-STARTED: 16-0**

**PREVIOUS SEASONS: 2004** - Ranked 2nd on Panthers with career-high 18 special teams tackles while recording 7 tackles as a reserve CB in 13 games played... Participated in Games 4-16; Inactive Games 1-3... Recorded career-high 7 tackles vs. OAK (11/7). **2003** - Played all 16 games for Carolina with 1 start and totaled 8 tackles, 1 sack, 1 forced fumble, 1 fumble recovery, 4 PBUs and 6 special teams tackles... Saw extensive playing time as the Panthers nickel back vs. PHI (11/30) after Terry Cousin left game with injury... Notched first NFL sack at ATL (12/7) and forced a fumble on the play when he tackled Michael Vick... Started in a 5-DB set at ARIZ (12/14) and recovered a fumble on the opening possession... Played in all 4 playoff games recording 2 tackles. **2002** - Saw action in 13 contests with 1 start as a Panthers rookie and contributed a career-high 28 tackles along with 1 forced fumble and 9 PBUs... Played in Games 4-16; Inactive Games 1-3 with a sports hernia... Made NFL debut at GB (9/29)... Notched season-high 5 tackles with 1 forced fumble and 1 PBU at TB (11/17)... Made first NFL start at CLE (12/1), recording 4 tackles... Recorded 5 tackles and 2 PBUs vs. CIN (12/8).

**COLLEGE:** Three-time all-Southwestern Athletic Conference selection for Arkansas-Pine Bluff (1999-01) who started every game at CB during his 3 seasons... Originally began at the University of Arkansas (1998) as a walk-on WR, but switched to CB and transferred to Arkansas-Pine Bluff after his freshman year... All-American and first-team all-SWAC as a senior, starting all 11 games and pacing the Golden Lions with 4 INTs and 11 PBUs while adding 27 tackles... Earned second-team all-SWAC as a junior despite playing most of the season with a broken bone in his left hand, wearing a cast for 5 games and still recording a conference-high 17 PBUs to accompany 33 tackles and 1 forced fumble... Named second-team all-SWAC as a sophomore, starting all 11 games and registering 3 INTs, 33 tackles, 1 forced fumble and 2 fumble recoveries, 1 returned for a TD... Red-shirted for the 1998 season as a transfer student... As a walk-on freshman at Arkansas, played 11 games as a reserve FS and finished with 4 tackles... Graduated with a degree in general studies and business management in June 2005.



# The Players

## Dante Wesley

**PERSONAL:** Started as a WR and FS at Watson Chapel H.S. in Pine Bluff, Ark... Plans to become an athletic trainer following his football career... Part-time model with own website, [www.dantewesley.com](http://www.dantewesley.com)... He and wife, Renetta, have 1 daughter.

### Dante Wesley's NFL Statistics

#### REGULAR SEASON

Year	Team	GP-GS	Tkls-Solo	Sack-Yds	TFL	Int-Ret	PBU	FF	FR-Ret	STT
2002	Carolina	13-1	28-19	0-0	n/a	0-0	9	1	0-0	0
2003	Carolina	16-1	8-6	1-4	n/a	0-0	4	1	1-0	6
2004	Carolina	13-0	7-3	0-0	n/a	0-0	0	0	0-0	18
2005	Carolina	16-0	12-11	0-0	n/a	0-0	0	1	0-0	8
<b>CAREER</b>		<b>58-2</b>	<b>55-39</b>	<b>1-4</b>	<b>n/a</b>	<b>0-0</b>	<b>13</b>	<b>3</b>	<b>1-0</b>	<b>32</b>

#### POSTSEASON

Year	Team	GP-GS	Tkls-Solo	Sack-Yds	TFL	Int-Ret	PBU	FF	FR-Ret	STT
2003	Carolina	4-0	2-2	0-0	n/a	0-0	0	0	0-0	0
2005	Carolina	3-0	0-0	0-0	0	0-0	0	0	0-0	4
<b>CAREER</b>		<b>7-0</b>	<b>2-2</b>	<b>0-0</b>	<b>n/a</b>	<b>0-0</b>	<b>0</b>	<b>0</b>	<b>0-0</b>	<b>4</b>

#### SEASON / CAREER / PLAYOFF HIGHS

	2005	Career	Playoff
Tackles	3 at BUF (11/27)	7 vs. OAK (11/7/04)	2 at STL (1/10)
Solos	3 at BUF (11/27)	4, two times	2 at STL (1/10)
Interceptions	None	None	None
Pass Break-Ups	None	2, three times	None

### OPENING DAY ROOKIE STARTERS

On Sunday, September 21, 1975, running back Walter Payton and six fellow rookies took to Soldier Field's artificial turf to face the Baltimore Colts; the young Bears lost 35-7. The seven rookie Bears starting on Opening Day is by far the most in recent memory. In the past 31 seasons, the following Bears started as rookies on Opening Day:

1975	RB Walter Payton (D1); DE Mike Hartenstine (D2); DT Roger Stillwell (D9); FS Doug Plank (D12); TE Greg Latta (Tr-Bal); LG Noah Jackson (Tr-Bal); OT Jeff Sevy (UnFA).	1988	- None -
1976	- None -	1989	CB Donnell Woolford (D1a); DE Trace Armstrong (D1b)
1977	- None -	1990	S Mark Carrier (D1)
1978	- None -	1991	T Stan Thomas (D1); WR Anthony Morgan (D5)
1979	DE Dan Hampton (D1a)	1992	T Troy Auzenne (D2)
1980	- None -	1993	- None -
1981	CB Reuben Henderson (D6)	1994	- None -
1982	- None -	1995	- None -
1983	T Jim Covert (D1); WR Willie Gault (D1); CB Mike Richardson (D2)	1996	CB Walt Harris (D1)
1984	- None -	1997	- None -
1985	- None -	1998	FS Tony Parrish (D2); TE Alonzo Mayes (D4)
1986	- None -	1999	DE Russell Davis (D2)
1987	WR Ron Morris (D2)	2000	S <b>Mike Brown</b> (D2)
		2001	- None -
		2002	- None -
		2003	- None -
		2004	DT <b>Tommie Harris</b> (D1)
		2005	QB <b>Kyle Orton</b> (D4)

# The Players

## Cameron Worrell Safety



**Hi:** 5-11 **Wt:** 194

**Age:** 26

**College:** Fresno State

**Bears season:** 3

**NFL Season:** 3

**Acquired:** Undrafted free agent 2003



# 44

**PRO CAREER:** Special teams regular who has finished the last 2 campaigns on injured reserve... Has appeared in 27 career games, recording 10 tackles with 1 sack, 1 forced fumble and 17 special teams tackles... Lone rookie free agent to make Bears active roster out of training camp in 2003, initially coming to Chicago on a try-out basis at the post-draft mini-camp.

**CAREER TRANSACTIONS:** Entered NFL as an undrafted free agent, signing with Chicago (5/4/03). **SIGNED** through 2006

**2005 SEASON:** Missed entire season due to shoulder injury suffered during preseason... Reserve safety and special teamer who injured his shoulder at IND (8/20) in the third contest... Placed on injured reserve (8/30). **GAMES PLAYED-STARTED:** 0-0

**PREVIOUS SEASON: 2004** - Played in 13 games, recording 10 tackles, 1 sack and 1 forced fumble to go with 9 special teams tackles... Participated in Games 1-11, 13 and 14; Inactive for Game 12... Credited with first NFL tackle as a reserve safety at GB (9/19)... Deflected punt that traveled 26 yards vs. WASH (10/17)... Posted career-high 4 tackles at TB (10/24)... Career-high 4 special teams tackles at JAX (12/12)... Left game vs. HOU (12/19) after injuring ankle on opening kickoff... Placed on injured reserve (12/21). **2003** - Set career high with 14 games played as a rookie, ranking 7th on team with 8 special teams tackles... Played Games 1-2, 4-8 and 10-16; Inactive Games 3 and 9... Recorded 2 special teams tackles in NFL debut at SF (9/7)... Inactive vs. GB (9/29) due to knee injury... Recovered fumbled punt by R.W. McQuarters at SEA (10/19)... Inactive at DET (11/9) due to ankle injury.

**COLLEGE:** First-team all-WAC performer at safety for Fresno State (1999, 2000-2002) as a senior in his first year as a starter... Started all 14 games as a senior and led the Bulldogs with career-highs of 106 tackles and 5 INTs, including 1 TD... Added 7 PBUs, 4 sacks, 2 forced fumbles and 1 fumble recovery... Posted 1 INT and career-high 16 tackles against Rice... Played all 14 games as a junior, recording 31 tackles with 2 sacks, 4 TFLs, 2 INTs and 1 fumble recovery... Transferred to Fresno City College for his sophomore season, helping lead the Rams to a perfect regular season... Did not play as a redshirt freshman for FSU in 1999... Majored in sociology.

**PERSONAL:** Two-year starter at Chowchilla (Calif.) H.S. playing both RB and safety... Earned North Sequoia League Offensive Player-of-the-Year honors as a senior... Also named to the all-section team, gaining 1,300 yards on 160 carries with 16 TDs on offense and 2 INTs on defense... Son of Dale and Polly Worrell... Has 2 siblings.

### Cameron Worrell's NFL Statistics

#### REGULAR SEASON

Year	Team	GP-GS	Tkls-Solo	Sack-Yds	TFL	Int-Ret	PBU	FF	FR-Ret	STT
2003	Chicago	14-0	0-0	0-0	0	0-0	0	0	0-0	8
2004	Chicago	13-0	10-6	1-0	0	0-0	0	1	0-0	9
2005	Chicago	INJURED RESERVE								
<b>CAREER</b>		<b>27-0</b>	<b>10-6</b>	<b>1-0</b>	<b>0</b>	<b>0-0</b>	<b>0</b>	<b>1</b>	<b>0-0</b>	<b>17</b>

#### SEASON / CAREER / PLAYOFF HIGHS

	2005	Career	Playoff
Special Teams Tackles	None	4 at JAX (12/12/04)	
Tackles	None	4 at TB (10/24/04)	
Solos	None	2, twice	



# The Players

## 2006 Draftees



2006 Draftees

**D. MANNING**



# 2006 Draftees

## Danieal Manning Safety



Ht: 5-11 Wt: 196  
Age: 23  
College: Abilene-Christan



# 38

**Acquired:** 2nd round (42nd) of the 2006 draft

**COLLEGE CAREER:** Three-year starter at Abilene-Christan (2003-05) became second-highest drafted player in school history when selected with the 42nd overall pick by Chicago... Started all 30 games he appeared in for the Wildcats tallying 159 tackles, 2 sacks, 12 TFLs, 11 INTs, 13 PBUs, 6 forced fumbles, 4 fumble recoveries and blocked 4 kicks... Registered 10 career TDs: 3 kickoff returns, 3 punt returns, 2 receiving, 1 fumble return and 1 INT return... Set school record with 6 career special teams returns for TDs... Named first-team All-America defensive back as a senior and earned first-team All-America accolades as a return specialist following junior year... Received first-team all-Lone Star Conference South Division honors as a defensive back all 3 years and was the only active Abilene-Christan player selected for the school's all-century team.

**JUNIOR:** First-team All-America defensive back by American Football Coaches Association, Daktronics and d2football.com and NCAA Division II Southwest Region finalist for the Harlon Hill Award (player of the year)... First-team NCAA all-Southwest Region by Daktronics, d2football.com and Don Hansen's Football Gazette and earned first-team NCAA all-Southwest Region return specialist by d2football.com... Tabbed first-team all-conference with 49 tackles, 1 sack, 2 TFLs, 3 INTs, 4 PBUs, 2 forced fumbles, 1 fumble recovery and 3 blocked kicks... Scored 3 TDs on season, returning an INT 35 yards and a kickoff 78 yards in 1 game and scoring on a 57-yard punt return in another. **SOPHOMORE:** Named first-team All-America by American Football Coaches Association, d2football.com, Don Hansen's Football Gazette, and Dopke.com... First-team NCAA all-Southwest Region by Daktronics, d2football.com and Don Hansen's Football Gazette... Chosen as the return specialist on the Houston Chronicle's All-Texas College Football Team, the team's only Division II player; current teammate Cedric Benson was also selected... Chosen South Division Defensive Back-of-the-Year, ranking 5th on the team with 54 tackles adding 5 TFLs, 2 INTs, 6 PBUs, 2 fumble returns, 1 forced fumble and 1 blocked kick... Tallied 4 TDs on the season returning a punt 55 yards for a TD, a 73-yard punt return for TD and a 91-yard kickoff return and a 44-yard fumble return for TDs in 1 game... Led Division II football with 22.0 yards per punt return. **FRESHMAN:** Led conference with 6 INTs en route to first-team all-conference and Freshman-of-the-Year honors, named first-team Daktronics All-West Region... Totaled 3 TDs scoring on a 97-yard kickoff return, a 31-yard reception and a 73-yard reception.

**PERSONAL:** Three-year starter at Corsicana H.S.(Texas) earning second-team all-state honors as a senior by the Associated Press and Texas Sports Writers Association... Led school to regional final while posting 67 tackles, 3 INTs (2 returned for TDs), 5 fumble recoveries (1 returned for TD), 10 PBUs and 3 blocked kicks... Originally signed with Nebraska after being recruited by Texas, Oklahoma, Penn State, Purdue, Arkansas and Alabama... Track standout finished 2nd in state in 100 meters and triple jump and 4th in the 200 meters... Notched 4th-fastest 100-meter in the nation as a senior (10.34).

### Danieal Manning's College Statistics

Year	School	GP-GS	Tkls-Solo	Sack-Yds	TFL	Int-Ret	PBU	FF	FR-Ret	STT
2003	Ab.-Christ.	10-10	56-28	1-2	5	6-41	3	3	1-0	n/a
2004	Ab.-Christ.	10-10	54-29	0-0	5	2-11	6	1	2-44	n/a
2005	Ab.-Christ.	10-10	49-33	1-7	2	3-47	4	2	1-0	n/a
<b>CAREER</b>		<b>30-30</b>	<b>159-90</b>	<b>2-9</b>	<b>12</b>	<b>11-99</b>	<b>13</b>	<b>6</b>	<b>4-44</b>	<b>n/a</b>

**ADDITIONAL STATS:** Touchdowns -- 10: 97-yard KO return vs. Texas A&M-Commerce (Nov. 1, 2003); 31-yard rec. vs. Texas A&M-Kingville (Nov. 8, 2003); 73-yard rec. vs. West Texas A&M (Nov. 15, 2003); 55-yard punt return vs. Northeastern State (Sept. 11, 2004); 73-yard punt return vs. Tarleton State (Sept. 18, 2004); 91-yard KO return vs. Angelo State (Oct. 9, 2004); 44-yard fumble return vs. Angelo State (Oct. 9, 2004); 35-yard INT return vs. Central Oklahoma (Sept. 3, 2005); 78-yard KO return vs. Central Oklahoma (Sept. 3, 2005); 57-yard punt return vs. Texas A&M-Commerce (Sept. 17, 2005). **Receiving** -- 12 rec., 226 yds., 18.8 avg., 2 TD. **Long** - 73t. **Kick Returns** -- 33 ret., 980 yds., 29.7 avg., 3 TD, **Long** - 97t. **Punt Returns** -- 57 ret., 784 yds., 13.8 avg., 3 TD, **Long** - 73t.



## Devin Hester Cornerback

Ht: 5-11 Wt: 196

Age: 23

College: Miami

Acquired: 2nd round (57th) of the 2006 draft

# 23



Hester

**COLLEGE CAREER:** Played offense, defense and special teams for the Miami Hurricanes (2003-05), starting games at cornerback, nickel back, running back and fullback while seeing time at wide receiver and returning punts and kickoffs during his collegiate career... Played primarily as a CB during junior season and was an offensive threat by the end of the season... Began sophomore season at CB after focusing on WR as a freshman but started at 4 different positions in 2004... Returned 6 career kicks for TDs (2 kickoffs, 4 punts)... Captured 2005 Big East indoor long jump title as a member of Canes track and field team... Majored in liberal arts.

**JUNIOR:** Played on offense, defense and special teams appearing in 10 games and starting 1 contest... Tallied 12 tackles, 1 sack, 1 TFL, 1 INT and 2 PBUs... Offensively, gained 70 yards on 8 rushes and caught 3 passes for 15 yards... Ranked 2nd in ACC and 13th in NCAA with a 14.2-yard punt return average while earning all-ACC honors... Named ACC Special Teams Player-of-the-Week after returning 4 punts for 101 yards vs. Duke, including 42- and 43-yarders. **SOPHOMORE:** Named to Walter Camp All-America team as the NCAA's best kick returner, selected by *The Sporting News* as the top kickoff returner and tabbed first-team all-ACC as a kick returner after ranking 9th in the nation averaging 26.6 yards per return with 1 TD return... Finished 5th in NCAA with a 17.6 punt return average and returned 3 punts for TDs... His 4 TDs off returns were the second-most in the country and tied Santana Moss' single-season school record... On defense, led team with 4 INTs, adding 12 tackles and 2 PBUs... Named ACC Special Teams Player-of-the-Week after returning 2 punts for TDs vs. Louisiana Tech, 51 yards and 92 yards, tying the Miami record for longest punt return and becoming first Hurricane to return 2 punts for TDs in a game... Recorded a 78-yard return for TD and added 95 yards on 4 kickoff returns vs. Louisville to earn ACC Special Teams Player-of-the-Week honors... Received third ACC Special Teams Player-of-the-Week award after returning opening kickoff at NC State 100 yards for his fourth TD of the season. **FRESHMAN:** Played WR and returned kicks ranking 6th nationally in kickoff return average at 28.7 yards per return while adding 116 yards on 4 catches (29.0 avg)... Returned opening kickoff 97 yards for a TD vs. Florida, the fifth-longest return in school history.

**PERSONAL:** Attended Suncoast H.S. in Riviera Beach, Fla. playing football for coach Jimmy Bell... Widely regarded as one of the top recruits in the nation as a senior and was selected a Parade All-American and *USA Today* first-team All-American... Rated the No. 1 prospect in Florida and No. 6 player in the nation regardless of position by SuperPrep... Tabbed as the top defensive back prospect coming out of high school in Florida by numerous publications and earned first-team all-state honors as a senior... Rushed for 1,014 yards and 12 TDs on 94 carries while gaining 1,028 yards on 38 catches with 9 TDs in addition to throwing 5 TDs and 225 yards during senior season... On defense, tallied 156 tackles with 3 sacks, 3 forced fumbles and 1 fumble recovery as a senior... Also a track standout and received All-America accolades and ranked 2nd nationally in the long jump as a junior.

### Devin Hester's College Statistics

Year	School	GP-GS	Tkls-Solo	Sack-Yds	TFL	Int-Ret	PBU	FF	FR-Ret
2003	Miami (FL)	13-0	Did not play defense						
2004	Miami (FL)	12-4	17-12	0-0	0	4-28	2	0	0-0
2005	Miami (FL)	10-1	12-10	1-4	1	1-29	2	0	0-0
CAREER		35-5	29-22	1-4	1	5-57	4	0	0-0

**ADDITIONAL STATS:** Touchdowns -- 7: 97-yard KO return vs. Florida; 51-yard punt return and 92-yard punt return vs. Louisiana Tech; 78-yard punt return vs. Louisville; 100-yard KO return at NC State; 11-yard run at North Carolina; 78-yard blocked FG return vs. Florida (Peach Bowl); 48-yard punt return at Temple. **Receiving** -- 10 rec., 196 yds., 19.6 avg., 0 TD, Long - 51. **Kick Returns** -- 40 ret., 1,019 yds., 25.5 avg., 2 TD, Long - 100t. **Punt Returns** -- 41 ret., 638 yds., 15.6 avg., 4 TD, Long - 92t.

## Dusty Dvoracek Defensive Tackle



**Ht:** 6-3 **Wt:** 303  
**Age:** 25  
**College:** Oklahoma

**Acquired:** 3rd round (73rd) of the 2006 draft



# 98

**COLLEGE CAREER:** Four-year letterwinner at Oklahoma (2001-05) started 26 of 48 career games played and totaled 131 tackles with 16 sacks, 45 TFLs, 1 INT, 3 fumble recoveries and 2 PBUs... Ranks 5th all-time at OU and 3rd among linemen in TFLs and is 12th on Oklahoma's career sacks list... Two-time consensus all-Big 12 first team selection and twice named to all-Big 12 Academic first team... Winner of the Pace (University College award for top 1 percent of freshmen) and Jay Myers (Athletics Department award for combining excellence in scholarship and potential in athletics performance) awards... Majored in management.

**RED-SHIRT SENIOR:** Consensus all-Big 12 first team after recording 44 tackles including 19 TFLs (tops in nation among interior DL), 4 sacks, 1 INT and 1 fumble recovery... His 19 TFLs ranks 9th-best for a season at OU and No. 7 among linemen... Started 10 of 12 games played as 1 of team's 4 captains... Named all-District VI Academic and all-Big 12 Academic... Recorded first career INT (at any level) to go with season-high 7 tackles including 4 TFLs at Nebraska. **SENIOR:** Started first 2 games then was dismissed for the remainder of the season... Received hardship ruling from the NCAA to regain year of eligibility. **JUNIOR:** Consensus first-team all-Big 12 after totaling 40 tackles, 7 sacks, 16 TFLs and 1 PBU... Started all 14 games ranking 2nd on team in sacks and 3rd in TFLs, leading interior linemen in both categories... Academic all-Big 12 first team and CoSIDA Academic all-District. **SOPHOMORE:** Appeared in 12 games, starting 1, and recorded 25 tackles with 3 sacks, 5 TFLs and 1 fumble recovery... Recovered a fumble in the Rose Bowl... Named all-Academic District VI 2nd team. **FRESHMAN:** Played in 11 games as a true freshman and named to the Big 12 Commissioner's Honor Roll... Notched 2 sacks in the Cotton Bowl win vs. Arkansas... Season-best 5 tackles came at Air Force in his first career game.

**PERSONAL:** Attended Lake Dallas (Texas) H.S. playing football for coach Ty Mayfield... Totaled 79 tackles, 9.5 sacks, 10 forced fumbles and 4 fumble recoveries in 7 games as a senior helping to land him on the *Houston Chronicle's* Top 100 list and *Dallas Morning News's* Top 100... Started at both defensive tackle and offensive guard in his final 3 high school seasons... Qualified for state as a power-lifter with his best lift being 1,555 pounds... Son of Dennis and Sandra Dvoracek.

### Dusty Dvoracek's College Statistics

Year	School	GP-GS	Tkls-Solo	Sack-Yds	TFL	Int-Ret	PBU	FF	FR-Ret
2001	Oklahoma	9-0	22-14	2-12	4	0-0	0	0	0-0
2002	Oklahoma	12-1	25-13	3-11	5	0-0	0	0	1-n/a
2003	Oklahoma	14-14	40-20	7-41	16	0-0	1	0	0-0
2004	Oklahoma	2-2	5-4	0-0	1	0-0	1	0	1-n/a
2005	Oklahoma	12-10	44-19	4-31	19	1-6	0	0	1-n/a
<b>CAREER</b>		<b>48-26</b>	<b>131-66</b>	<b>16-95</b>	<b>45</b>	<b>1-6</b>	<b>2</b>	<b>0</b>	<b>3-n/a</b>



## Jamar Williams Linebacker

Ht: 6-0 Wt: 234

Age: 21

College: Arizona State

Acquired: 4th round (120th) of the 2006 draft



# 52

**COLLEGE CAREER:** Three-year starter and four-year letterwinner at Arizona State (2002-05) missed only 2 games during his career, starting 35 of 48 career games played... Recorded 256 career tackles, 25 TFLs, 7 INTs and 6 sacks... Two-time honorable mention all-Pac 10 honors winner was the co-recipient of the Pat Tillman Valor Award as a junior and co-recipient of the Bill Kajikawa Freshman-of-the-Year Award... Majored in justice studies.

**SENIOR:** Earned honorable mention all-Pac 10 honors after starting 10 of 11 games played at both strong-side and weak-side linebacker positions... Ranked 3rd on team with 70 tackles, 1st with 3 INTs and 2nd with 2 fumble recoveries... Added 2 sacks, 2 forced fumbles and 4 TFLs... Named Pac-10 Defensive Player-of-the-Week after recording career-high 13 tackles with 1 INT, 1 sack and 1 forced fumble at Oregon State... Notched 9 tackles and 1 INT vs. Oregon... Named Defensive Most Valuable Player of the 2005 Insight Bowl after recording 7 solo tackles, 1 TFL and 1 forced fumble vs. Rutgers. **JUNIOR:** Started all 12 games at Devil-back earning honorable mention all-Pac 10 honors as well being tabbed co-recipient of the Pat Tillman Valor Award... Recorded career-high 81 tackles, ranked 2nd on team with 3 INTs, added 7 TFLs and 2 sacks... Named Pac-10 Defensive Player-of-the-Week after his performance vs. Iowa when he had 5 tackles, 1 sack and an INT he returned 31 yards to set up a TD... Talled 2 INTs vs. Oregon State and season-best 11 tackles at California. **SOPHOMORE:** Started all 12 games and finished 5th on team with 68 tackles including 11 TFLs (tops on team) and 1 sack... Recorded 12 tackles including 4 TFLs at Washington State... Totaled 7 tackles, 3 TFLs and 1 sack vs. Northern Arizona. **FRESHMAN:** Named to *The Sporting News* Pac-10 All-Freshman Team and named co-recipient of ASU's Bill Kajikawa Freshman of the Year Award... Finished with 37 tackles, 4 TFLs, 1 sack, 1 INT, 1 PBU, 1 forced fumble and 1 fumble recovery... Season-high 7 tackles came vs. Stanford to go with 2 TFLs and a forced fumble... Blocked a San Diego State punt that was recovered in the end zone for a Sun Devils TD.

**PERSONAL:** Attended Langham Creek H.S. in Houston playing football for coach Dennis Demel... Named the Houston Touchdown Club Defensive Player-of-the-Year earning second-team all-state honors following senior season when he totaled 135 tackles, 43 TFLs, 5 blocked punts, 13 forced fumbles and scored 2 defensive TDs... PrepStar honorable mention All-America and a member of the all-Greater Houston team... Three-year starter who served as the team captain twice and earned all-district honors in basketball... Named to the honor roll all 4 years in high school and was a member of the Spanish Club and the National Honor Society... Son of Dwayne and Arlene Williams.

### Jamar Williams' College Statistics

Year	School	GP-GS	Tkls-Solo	Sack-Yds	TFL	Int-Ret	PBU	FF	FR-Ret
2002	Arizona St.	13-1	37-20	1-8	4	1-n/a	1	1	1-n/a
2003	Arizona St.	12-12	68-37	1-9	11	1-50	3	0	0-0
2004	Arizona St.	12-12	81-50	2-7	7	3-69	0	1	0-0
2005	Arizona St.	11-10	70-48	2-15	4	3-n/a	0	2	2-n/a
<b>CAREER</b>		<b>48-35</b>	<b>256-155</b>	<b>6-39</b>	<b>26</b>	<b>8-n/a</b>	<b>4</b>	<b>4</b>	<b>3-n/a</b>

# 2006 Draftees

## Mark Anderson Defensive End



Ht: 6-4 Wt: 255

Age: 23

College: Alabama



# 75

Acquired: 5th round (159th) of the 2006 draft

**COLLEGE CAREER:** Four-year letterwinner at Alabama (2001-05) played in 50 career games and started 30 of those contests, including the final 29 of his career... Finished with 141 career tackles, 13.5 sacks, 25 TFLs (7th all-time at Alabama), 5 forced fumbles, 3 fumble recoveries and 2 PBUs... Received second-team all-Southeastern Conference accolades as a senior while earning Alabama's Billy Neighbors Most Improved Defensive Lineman award as a sophomore and Ozzie Newsome Most Improved Freshman award following his first season... Graduated with a degree in consumer science.

**SENIOR:** Named second-team all-SEC by the coaches after pacing Alabama with 7.5 sacks and 18 TFLs while starting all 12 games... Finished with 40 tackles adding 1 forced fumble and 1 blocked FG... Received SEC Defensive Player-of-the-Week award with 4 tackles, 1.5 sacks and 1 forced fumble in victory vs. fifth-ranked Florida... Notched season-high 6 tackles vs. Southern Miss... Recorded 1 forced fumble and 1 blocked FG in win vs. Texas Tech in the Cotton Bowl. **JUNIOR:** Started every contest during junior campaign and ranked 8th on the team with 41 tackles... Contributed 11 TFLs, 1.5 sacks, 2 forced fumbles, 2 fumble recoveries and 2 PBUs... Recorded season-high 5 tackles against Arkansas, Mississippi State and LSU while playing a season-high 60 snaps vs. Auburn. **SOPHOMORE:** Established career-high with 47 tackles adding 8 TFLs and 2.5 sacks while playing in every game and starting 6, including the final 5... Notched career-high 7 tackles vs. Southern Miss, Ole Miss and LSU and had at least 1 TFL in 6 of the final 8 contests... Earned the Billy Neighbors Most Improved Defensive Lineman award following spring practice. **FRESHMAN:** Played in every game during red-shirt freshman season finishing with 13 tackles, 2 sacks, 1 TFL, 2 forced fumbles and 1 fumble recovery... Moved from defensive end to linebacker during spring practice and responded well enough to earn the Ozzie Newsome Most Improved Freshman award.

**PERSONAL:** Attended Booker T. Washington H.S. in Tulsa, Okla. playing football for coach Antwain Jimmerson... Recorded 104 tackles and 9 sacks along with 9 receptions and 3 TDs during his senior season to help the Hornets to an 11-2 record... Notched 20 tackles, 3 sacks and 2 blocked punts in 1 game as a senior... Received all-metro accolades and was a Big-12 Prep pick... Also played basketball... Son of Frank and Connie Anderson.

### Mark Anderson's College Statistics

Year	School	GP-GS	Tkls-Solo	Sack-Yds	TFL	Int-Ret	PBU	FF	FR-Ret
2002	Alabama	13-0	13-n/a	2-15	1	0-0	0	2	1-n/a
2003	Alabama	13-6	47-n/a	2.5-9	8	0-0	0	0	0-0
2004	Alabama	12-12	41-n/a	1.5-9	11	0-0	2	2	2-n/a
2005	Alabama	12-12	40-n/a	7.5-42	11	0-0	0	1	0-0
<b>CAREER</b>		<b>50-30</b>	<b>141-n/a</b>	<b>13.5-75</b>	<b>25</b>	<b>0-0</b>	<b>2</b>	<b>5</b>	<b>3-n/a</b>



## J.D. Runnels

### Fullback

Ht: 5-11 Wt: 240

Age: 21

College: Oklahoma

Acquired: 6th round (195th) of the 2006 draft



# 48

Runnels

**COLLEGE CAREER:** Four-year letterwinner at Oklahoma (2002-05) served primarily as the lead blocker for the Sooners ball-carriers but was also receiving threat out of the backfield... Tied for No. 3 on OU's career list for receptions by a RB... Played in 53 games during college career, starting 20, recording 51 receptions for 450 yards with 6 TDs... Received first-team all-Big 12 honors by the coaches as a senior and was named honorable mention all-Big 12 as a sophomore by the *Associated Press*... Majored in sociology.

**SENIOR:** Named first-team all-Big 12 by the coaches and received the Don Key Award, an OU honor presented each year to a football senior who exhibits extraordinary character, work ethic and dedication... Started career-best 8 of 12 games played and recorded a career-high 20 receptions for 205 yards (10.3 avg) and 2 TDs... Served as lead blocker for RB Adrian Peterson... Notched career-bests for catches and yards vs. Baylor with 6 receptions for 64 yards... Lone rush resulted in a first down on a fake punt vs. Texas. **JUNIOR:** Snagged 14 passes for 133 yards with 1 TD playing in 13 games with 6 starts.

**SOPHOMORE:** Received honorable mention all-Big 12 accolades from the *Associated Press* after starting 6 of the 14 contests games played... Gained 109 yards on 16 receptions and tied his career-high with 2 TD catches. **FRESHMAN:** Co-winner of OU's offensive newcomer/freshman-of-the-year award... Played in 14 games and caught a 3 yard TD pass vs. South Florida.

**PERSONAL:** Attended Carl Albert H.S. in Midwest City, Okla. Playing football for coach Gary Rose... Helped lead high school to 4 Class 5A state championships playing primarily RB but also seeing time at WR, TE and DE... Consensus all-state player that was ranked among nation's top 35 players at FB and TE... Set school record for career receiving yards (1,391), career catches (67) and career receiving TDs (17)... Gained 568 yards on 29 receptions with 8 TDs as a senior... Caught 34 passes for 747 yards with 9 TDs and totaled 99 tackles with 6.5 sacks, 2 forced fumbles and 1 fumble recovery as a junior... Son of James and the late Kathie Runnels.

### J.D. Runnels' College Statistics

Year	School	GP-GS	Rush	Yds	Avg	Lg	TD	Rec	Yds	Avg	Lg	TD
2002	Oklahoma	14-0	1	2	2.0	2	0	1	3	3.0	3t	1
2003	Oklahoma	14-6	0	0	-	-	0	16	109	6.6	17	2
2004	Oklahoma	13-6	0	0	-	-	0	14	133	9.5	23	1
2005	Oklahoma	12-8	1	3	3.0	3	0	20	205	10.3	35	2
<b>CAREER</b>		<b>53-20</b>	<b>2</b>	<b>5</b>	<b>2.5</b>	<b>3</b>	<b>0</b>	<b>51</b>	<b>450</b>	<b>8.8</b>	<b>35</b>	<b>6</b>

### BEARS 2006 DRAFT PICKS

Rd	Pick	Draftee	Pos	Ht	Wt	College
2	42	Daniel Manning	S	5-11	196	Abilene Christian
2	57	Devin Hester	CB	5-11	186	Miami (Fla.)
3	73	Dusty Dvoracek	DT	6-3	303	Oklahoma
4	120	Jamar Williams	LB	6-0	234	Arizona State
5	159	Mark Anderson	DE	6-4	255	Alabama
6	195	J.D. Runnels	FB	5-11	240	Oklahoma
6	200	Tyler Reed	G	6-4	307	Penn State

# 2006 Draftees

## Tyler Reed Guard



Ht: 6-4 Wt: 307  
Age: 23  
College: Penn State



# 64

Acquired: 6th round (200th) of the 2006 draft

**COLLEGE CAREER:** Four-year letterwinner during career at Penn State (2001-05) who appeared in 41 career games, starting at right guard in 30 of his final 35 games... Played major role in helping Nittany Lions offense double their scoring output from 2004 to 2005 while increasing their total offense in Big Ten games by 172.3 ypg... Started career-high 11 games as a senior, 9 contests during junior campaign and 10 games during sophomore season... Graduated with a degree in recreation, park and tourism management.

**SENIOR:** Played all 14 games, starting the final 11 at RG and recording the 3rd-most snaps among offensive players... Instrumental in helping Penn State lead the Big Ten in scoring offense in conference games (35.2 ppg) while doubling their scoring average from 2004 (17.7 ppg)... Member of O-line that allowed just 14 sacks to rank 3rd in the conference and aided the rushing game as Penn State finished 2nd in the league in rushing offense (212.8 ypg). **JUNIOR:** Started 9 of 11 games he appeared in posting the 2nd-highest snap count among offensive linemen... Key component to late season surge that saw Nittany Lions rush for 177 yards at Ohio State and 192 yards vs. Michigan State. **SOPHOMORE:** Earned starting job prior to third game and started the remaining 10 games, recording the 5th-most snaps of all offensive players and helped PSU rush for over 225 yards on 3 occasions. **FRESHMAN:** Worked his way up the depth chart to No. 2 right guard as a red-shirt freshman and played in 4 contests.

**PERSONAL:** Attended Thomas Jefferson H.S. near Pittsburgh, Pa., playing football for coach Bill Cherpak... Consensus prep All-American receiving accolades from USA Today, Street & Smith, SuperPrep and Rivals.com... Started all 4 years helping team to 4 straight appearances in Western Pennsylvania district semifinal... Named 3 times to Pittsburgh Post-Gazette Fab 22, a 2-time member of the Pittsburgh Tribune-Review Terrific 25 and a player on the PrepStar Dream Team... Played on both sides of the ball during high school career collecting over 150 pancake blocks and over 250 tackles with 23 sacks including 11 during senior campaign... Superb track and field athlete, winning 2 Western Pennsylvania district shot put championships and 1 state championship... Also lettered in basketball and baseball... Father, Gary, played football at the U.S. Naval Academy from 1971-75... Born Tyler Blake Reed in Pittsburgh.

### Tyler Reed's College Statistics

GAMES PLAYED-STARTED -- 41-30 -- 2002 (4-0); 2003 (12-10); 2004 (11-9); 2005 (14-11).

### TOP UNIVERSITIES

Chicago selected six players in the 2006 draft, bringing the teams draft total to 1,236 players from 251 schools since the draft began in 1936. Oklahoma moved past Stanford following two selections this season while Danieal Manning represents the Bears fourth player selected from Abilene Christian.

1. Notre Dame .....	41	7. Illinois .....	19
2. Ohio State .....	28	Michigan .....	19
3. Texas .....	26	9. Arkansas .....	18
4. Oklahoma .....	25	Baylor .....	18
5. Stanford .....	23	Tennessee .....	18
6. Northwestern .....	20	Wake Forest .....	18
		Purdue .....	18



# The Players

## Players with Pro Experience



**39** WILLIE AMOS  
Ht: 6-0

Cornerback  
Wt: 186

Nebraska  
Age: 23

**PRO CAREER:** Defensive backfield prospect finished his rookie season as a member of Chicago's practice squad... Gained on-field experience during the 2006 NFL Europe season, starting 3 of 10 games played with the Hamburg Sea Devils... Recorded 24 tackles, 1 INT, 6 PBUs and 6 special teams tackles for Sea Devils. **CAREER TRANSACTIONS:** Entered NFL as an undrafted free agent, signing with Chicago's practice squad (12/14/05)... Signed to Bears reserve/futures list (1/10/06)... Assigned by Bears to NFL Europe and selected in NFL Allocated Players Draft by Hamburg. **SIGNED through 2007**

**COLLEGE:** Contributed on offense at WR and defense in the secondary during his career at Nebraska... Moved to WR as a senior, catching 5 passes for 94 yards and 2 TDs... Competed for Cornhuskers in track and field team in the 200m and 4x400m relay team... Named to Brook Berringer Citizenship team 3 times for his outreach in the community... Two-time selection to Big 12 Academic Honor Roll... Majored in advertising. **PERSONAL:** Played Class 4A football at Sweetwater (TX) H.S. and rushed for 3,824 yards and 37 TDs during his prep career.



**43** KEITH BELTON  
Ht: 6-0

Fullback  
Wt: 232

Syracuse  
Age: 25

**PRO CAREER:** Has spent much of his NFL career on the practice squads of the Bears and Lions... Spent 16 of 17 weeks on Chicago's practice squad in 2005... Activated for 2004 regular season finale with Bears after spending first 16 weeks on Detroit's practice squad... Began training camp with the Lions. **CAREER TRANSACTIONS:** Entered NFL as an undrafted free agent, signing with Detroit (4/30/04)... Signed to Lions practice squad (9/7/04)... Signed to Detroit's active roster (11/3/04)... Waived by Detroit (11/20/04)... Signed to Lions practice squad (11/23/04)... Signed to Chicago's active roster (12/29/04)... Waived by Bears (9/3/05)... Signed to Chicago's practice squad (9/4/05)... Waived from Bears practice squad (10/19/05)... Signed to Chicago's practice squad (10/25/05). **SIGNED through 2006**

**2005 SEASON:** Spent 16 of 17 regular season weeks on Bears practice squad. **GAMES PLAYED-STARTED: 0-0**

**PREVIOUS SEASON: 2004 -** Finished rookie season on Chicago's active roster after spending 13 of the previous 16 weeks on Detroit's practice squad... Opened season on Lions practice squad for seven games before being elevated to active roster... Did not play vs. WASH (11/7) and at JAX (11/14) before being waived... Spent one week as a free agent before re-joining Detroit's practice squad for 5 games... Signed to Bears active roster in Week 17 and deactivated for season finale vs. GB (1/2).

**COLLEGE:** Played two years at Syracuse after transferring from Northwest Mississippi Junior College... Received the Ray Martino Award after senior season at Syracuse for demonstrating loyalty, enthusiasm and perseverance... Posted 327 career rushing yards on 61 carries (5.3 avg.) and recorded 7 receptions for 51 yards (7.3 avg.)... Totaled 168 yards on 35 rushes in 2003... Tackled for a loss only once during junior and senior seasons... Did not play in first season at Northwest Mississippi J.C. because of a knee injury... Gained 650 yards on 149 carries with 5 TDs in second season, averaging 72.2 rushing yards per game. **PERSONAL:** Named Southwestern Conference AAAA Player-of-the-Year after gaining 1,327 yards with 18 TDs on 155 carries during senior year at West Charlotte (N.C.) H.S.... Named to the Charlotte Observer's North Carolina's Next 20 list and played in the North Carolina-South Carolina Shrine Bowl... Nickname is "Thump"... Born Keith Da' Shawn Belton to Keith and Rhonda Belton.

# The Players

## Players with Pro Experience



**15 CRAIG BRAGG**  
Ht: 6-1

Wide Receiver  
Wt: 190

UCLA  
Age: 24

**2005 SEASON:** Spent 13 of the 17 weeks of his rookie season as a member of an NFL practice squad... Worked on Green Bay's practice squad for the first 8 weeks of the season and was on Chicago's practice squad for the final 5 weeks.

**COLLEGE:** Four-year starter at UCLA (2000-04) who left Westwood with the most career receptions and second-most receiving yards in school history... Only player in school history to lead the team in receptions four consecutive seasons and became the first Bruin to record at least 50 catches in two separate campaigns... Caught 193 passes for 2,845 yards with 19 receiving TDs and 23 total TDs... Recorded 4,164 career all-purpose yards which ranks 2nd in UCLA annals and he tops the career punt return yardage list with 961... Led UCLA as a senior with 36 catches for 483 yards in 9 games and averaged 15.0 yards on 19 punt returns including a 96-yard return for a TD vs. USC... Bruins offensive MVP as a junior posted 73 receptions for 1,065 yards with 5 TDs and set a single-season school record with 38 punt returns... As a sophomore gained 889 yards on 55 catches including 8 TDs and led Pac-10 with 16.0-yard punt return average... Led Bruins as a freshman with 29 receptions for 408 yards and 2 TDs... Redshirted true freshman year... Earned a degree in history. **PERSONAL:** Three-time letterwinner at Bellarmine College Prep in San Jose, Calif. and was named a PrepStar All-American and rated the No. 6 receiver in the West region... Brother, Darrin, plays quarterback at Notre Dame... Cousin, Roberto Kelly, played Major League Baseball from 1987-2000.



**58 JEREMY CAIN**  
Ht: 6-1

Linebacker  
Wt: 235

Massachusetts  
Age: 26

**PRO CAREER:** Back-up linebacker joined the Bears as an undrafted free agent and has played in 8 career games while also spending time on Chicago's practice squad... Played primarily on special teams but has also seen time at MLB, recording 10 career tackles and 1 PBU... Played in 3 games in 2005 after playing 5 games in 2004... Gained on-field experience playing in World Bowl XIV for Amsterdam in the 2006 NFL Europe season, playing 10 games and recording 38 tackles. **CAREER TRANSACTIONS:** Entered NFL as an undrafted free agent, signing with Chicago (4/26/04)... Waived by Bears (9/5/04)... Signed to Chicago's practice squad (9/6/04)... Elevated to Bears active roster (11/15/04)... Assigned by Bears to NFL Europe and selected in NFL Allocated Players Draft by Amsterdam (1/06). **SIGNED through 2007**

**2005 SEASON:** Spent first 13 weeks of season on the Bears practice squad before being elevated to the active roster... Played in final 3 regular season contests and recorded 8 tackles with 1 PBU... Played on special teams in Games 14-16 and as a reserve MLB in Game 16... Ranked 2nd on the team with 8 tackles at MIN (1/1). **GAMES PLAYED-STARTED: 3-0**

**PREVIOUS SEASON: 2004 -** Elevated from practice squad to active roster on Nov. 15 and appeared in 5 games, tallying 2 tackles and 1 special teams tackle... On practice squad Games 1-9; Participated in Games 10-11, 14-16; Inactive Games 12-13... Made NFL debut and recorded 1 tackle on special teams vs. IND (11/21)... Subbed at MLB for Hunter Hillenmeyer, recording 2 tackles at DET (12/26).

**COLLEGE:** Two-time All-American LB at Massachusetts (1999-2003) was a Buck Buchanan Award candidate during his junior and senior seasons... Finished career 4th all-time in career solo tackles with 252 and 5th in career total tackles with 363... Started 34 of 45 games played during his career,



# The Players

## Players with Pro Experience

including the last 32... As a senior was named a second-team All-America from Don Hansen's National Weekly Football Gazette and third-team All-American by the Sports Network, first-team All-Atlantic 10 and was also named to the Division I-AA All-Star team by the New England Football Writers while posting 107 tackles with 14 TFLs and 4 sacks... Added 1 INT, 3 forced fumbles and blocked 1 punt that resulted in a safety... Second-team All-America selection as a junior after starting every game at OLB and long snapping on punts... Also selected UMass' Outstanding Defensive Player and named to the All-Atlantic 10 second team after pacing the team with 133 tackles, including 18 TFLs, and ranking 2nd with 7 sacks, adding 3 PBUs, 2 forced fumbles, 2 fumble recoveries and 1 blocked FG... Started 8 of 9 games played as a sophomore and earned Academic All-Atlantic 10 honors, finishing 3rd on the team with 78 tackles despite missing time due to an injury... Recorded career-high 17 tackles against Richmond... Named to the Academic All-Atlantic 10 team as a freshman, participating in every game at LB, starting 1, and finishing the season with 45 tackles, 1 TFL, 1 PBU, 2 fumble recoveries and 1 forced fumble... Named to the Athletic Director's Honor Roll in the spring semester of his redshirt year... Majored in hotel, restaurant and travel administration. **PERSONAL:** Transferred to St. Thomas Aquinas H.S. in Fort Lauderdale, Fla. for senior year after spending first 3 years at Taravella H.S. in Coral Springs, Fla.... Honored as a third-team All-State performer and first-team All-Broward County following senior season... Uncles, John and Ron, both played football at the University of Kentucky and Ron also played for the Denver Broncos... Born Jeremy Robert Cain to Bryna and Robert Cain.



**17**  
**Ht: 5-11**

**AIRESE CURRIE**

**Wide Receiver**  
**Wt: 185**

**Clemson**  
**Age: 23**

**PRO CAREER:** Endured injury-plagued rookie season in which he did not play in any of Chicago's preseason or regular season games... Fleet-footed receiver recovered from off-season foot surgery to practice for first time in November... Placed on Bears active roster Nov. 23 but injured hamstring shortly thereafter and was placed on injured reserve Nov. 29. **TRANSACTIONS:** Entered NFL as a fifth-round selection (140th overall) by Chicago in the 2005 Draft... Signed with Chicago (7/20/05). **SIGNED** through 2009

**2005 SEASON:** Finished his rookie campaign on injured reserve after pulling hamstring during practice in November... Spent Week 12 on Chicago's active roster... Began season on reserve list due to foot injury suffered during his time in college. **GAMES PLAYED-STARTED:** 0-0

**COLLEGE:** Four-year letterwinner at Clemson (2001-04) finished his career tied for 7th on the Tigers all-time list for receptions (138) and 6th in receiving yards (2,030) while totaling 10 TDs and a 14.7 yards per catch avg... Started 27 of 46 career games played... As a senior became the school's first receiver to earn first-team All-Atlantic Coast Conference honors since 1991 after establishing career highs with 61 catches (No. 6 on Clemson single-season list) and 868 receiving yards while starting all 11 games... First Tiger to lead team in receptions and receiving yards in the same season since 1980 also led ACC and ranked 31st nationally with 5.5 receptions per contest... Recorded three 100-yard receiving efforts during as a senior while averaging 14.2 yards per catch with 2 TDs... Added 212 yards on 8 kickoff returns (26.5 avg)... Caught 7 passes for 128 yards against Miami All-American DB Antrel Rolle... Finished junior season as Clemson's second-leading receiver with 43 catches for 560 yards and a career-high 4 TDs while starting 7 of 10 games played... Caught a season-long 72-yard TD pass vs. Furman... As a sophomore, started 6 of a career-high 13 games played and totaled 282 yards and 3 TDs on 16 receptions... Caught career-long 83-yard TD vs. North Carolina... Changed jersey number to #1 from #9 (Woodrow Dantzler's old number)... Set school freshman record for yards per reception with 17.8 on 18 catches for 320 yards and 1 TD while adding 6 rushes for 27 yards and 1 TD... First career TD was 54-yard reception vs. South Carolina and second was an 18-yard run on a fumble-rookie play in the Humanitarian Bowl vs. Louisiana Tech... Three-time All-ACC sprinter during 3 seasons of track-and-field for coach Bob Pollock... Won NCAA East Regional title in the 100m (10.29) in 2003 and earned All-American honors in 2002 as a member of the 4x100 meter relay team that won the ACC title and finished 2nd in the nation at the NCAA Outdoor Championships... Majored in marketing. **PERSONAL:** Attended Richland Northeast H.S. in Columbia, S.C., playing for coach Jay Frye... Had 42 catches for 630 yards and 10 TDs as a senior, despite missing several games due to an ankle injury... Returned 8 punts and kickoffs for TDs over his final two years... Earned Student Sports All-America honors... Shrine Bowl selection and an all-state choice by The State... In track, won the 200- and 400-meter dash championships in South Carolina and had a personal best of 10.36 in the 100-meters... Born Aiyse K. Currie.



# The Players

## Players with Pro Experience



**37**

**ABRAHAM ELIMIMIAN**

**Cornerback**

**Hawaii**

**Ht: 5-10**

**Wt: 190**

**Age: 24**

**PRO CAREER:** Cornerback prospect joined Chicago following his rookie season in which he spent training camp with San Diego and sat out the regular season as a free agent... Gained on-field experience during the 2006 NFL Europe season, recording 35 tackles and 1 INT with the Amsterdam Admirals.

**CAREER TRANSACTIONS:** Entered NFL as an undrafted free agent, signing with San Diego (4/29/05)... Released by Chargers (8/30/05)... Signed with Chicago (1/9/06)... Assigned by Bears to NFL Europe and selected in NFL Allocated Players Draft by Amsterdam. **SIGNED through 2007**

**COLLEGE:** Finished 5-year career at Hawaii (2000-04) with 2nd-most INTs in school history... Totaled 244 tackles, 10.5 TFL and 42 PBUs during his career... First-team All-WAC as a senior as his 5 INTs tied for conference lead and ranked 16th in NCAA, earning him team's Captains Award and a selection to the Senior Bowl... Honorable mention All-WAC as a junior after not allowing a TD pass all season and tying for team lead with 4 INTs... Red-shirted in 2000 as a freshman... Earned degree in physical education. **PERSONAL:** Selected all-league in football twice at Crenshaw H.S. in Los Angeles, CA and named team MVP in basketball... Born in Calabar, Nigeria.



**90**

**ANTONIO GARAY**

**Defensive Tackle**

**Boston College**

**Ht: 6-3**

**Wt: 303**

**Age: 26**

**PRO CAREER:** Developmental defensive tackle prospect has played in 4 regular season games during his 3 seasons in the NFL... Signed by Chicago to provide D-line depth during 2005 training camp and spent season on Bears practice squad... Began NFL career with 2 seasons with Cleveland. **CAREER TRANSACTIONS:** Entered NFL as a sixth-round pick (195th overall) by Cleveland in the 2003 draft... Waived by Cleveland (12/13/04)... Signed by Chicago (8/15/05)... Waived by Bears (8/30/05)... Signed to Chicago's practice squad (9/4/05). **SIGNED through 2006**

**2005 SEASON:** Member of Chicago's practice squad throughout the regular season and playoffs. **GAMES PLAYED-STARTED: 0-0**

**PREVIOUS SEASONS: 2004 -** Finished season as a free agent after being waived by Cleveland... Spent first 13 weeks of the season on Browns physically unable to perform list. **2003 -** Played 4 games as a rookie with Cleveland, recording 10 tackles as a reserve defensive tackle... Inactive Weeks 1-9... Played in 4 of the next 6 games before suffering a season-ending knee injury.

**COLLEGE:** Co-captain for his final season at Boston College finished his career with 162 tackles including 12 sacks and 24 TFLs with 5 PBUs... As a fifth-year senior, started the first five games at RDE before an ankle injury sidelined him for the rest of the regular season... Finished year with 34 tackles, 5 sacks and 8 TFLs... Started the first 8 games as a senior at RDE before a neck injury forced him to miss the final 3 games of the regular season... Notched 57 tackles with 5 sacks and 9 TFLs... Suffered a torn ACL in his left knee as a junior in the season opener and missed the rest of the year... As a sophomore, played in every game, starting 3 contests at LDE... Notched 61 tackles with 2 sacks and 6 TFLs... As a freshman played in the final 7 games registering 19 tackles with 1 TFL and 1 PBU... Two-time All-American wrestler at Boston College, including a fourth-place finish in the heavyweight class at the 2000 NCAA Division I Wrestling Championships... Majored in marketing. **PERSONAL:** Earned Prep Star All-American and All-New Jersey Group III honors as a senior at Rahway H.S. in Rahway, N.J. after totaling 141 tackles and 10 sacks in his final season... Outstanding wrestler who was tabbed the 275-pound national champion by the National High School Coaches' Association... Oldest of three children of Marsha and Antonio Garay.



# The Players

## Players with Pro Experience



**67 JAMAAL GREEN**  
Ht: 6-2

Defensive End  
Wt: 258

Miami (Fla.)  
Age: 26

**PRO CAREER:** Young defensive end prospect provided depth for the Bears in his first season with the team, debuting for the team during the post-season... A veteran of 9 career games played overall with Chicago and Philadelphia, totaling 9 tackles and 1 sack. **CAREER TRANSACTIONS:** Entered NFL as a fourth-round selection (131st overall) by Philadelphia in the 2003 NFL Draft... Placed on injured reserve (8/25/03)... Waived injured by Philadelphia (9/3/05)... Signed to Chicago's practice squad (10/19/05)... Elevated to Bears active roster (1/10/06).

**2005 SEASON:** Member of Chicago's practice squad for the final 10 weeks of the regular season before being elevated to the active roster for the post-season... Made Bears debut on special teams vs. CAR (1/15/06) in Divisional Playoff.

**PREVIOUS SEASONS:** **2004** - Played 8 games with Philadelphia, recording 9 tackles including 1 sack... Inactive for Games 1-5 and 7-9 as well as the playoffs... Recorded season-high 4 tackles at STL (12/27) with 1 sack. **2003** - Missed entire rookie season after suffering a preseason ankle injury.

**COLLEGE:** Started final 3 seasons at the University of Miami - Florida (1999-2002) and tallied 145 tackles, 24 sacks, 27 TFLs and 4 forced fumbles in 44 games... Earned All-Big East honors as a senior, totaling 10 sacks and 52 tackles for the Hurricanes... Member of National Championship squad as a junior and added 45 tackles with 6 sacks... Majored in liberal arts. **PERSONAL:** Earned all-state, all-conference and All-South Jersey accolades as a senior at Woodrow Wilson H.S. in Camden, N.J. after posting 98 tackles with 13 sacks, 4 forced fumbles and 4 fumble recoveries while leading team to state title despite not playing football until his junior year of high school... High school teammate of Bills DB Rashad Baker... He and his wife have 1 son.



**43 JASON HARMON**  
Ht: 5-11

Safety  
Wt: 209

Michigan State  
Age: 24

**PRO CAREER:** Defensive backfield prospect joined Chicago after sitting out his would-be rookie season as a free agent... Spent the 2006 NFL Europe season with the Frankfurt Galaxy, but did not see any game action. **CAREER TRANSACTIONS:** Entered NFL as an undrafted free agent, signing with Chicago (1/9/06)... Allocated by Bears to NFL Europe. **SIGNED through 2007**

**COLLEGE:** Four-year letterwinner at Michigan State (2001-04) started 34 of 41 career games played, including his final 25... A versatile defender who played a variety of positions in the secondary, concluding his career with 285 tackles, 9 INTs and 18 PBU... Majored in communications. **PERSONAL:** Finished career at Ironton (OH) H.S. by earning first-team all-Ohio and all-Southeast District honors as a senior... Voted Southeast Ohio District Offensive Player-of-the-Year and selected to play in the Ohio North-South and Ohio-Pennsylvania Big 33 All-Star games.

## NFL EUROPE LEAGUE

The Bears allocated eight players to squads in the NFL Europe League for the spring '06 campaign. The following is a list of allocated Bears:

Team	Player	Pos.	Team	Player	Pos.
Amsterdam	Willie Amos	CB	Frankfurt	Jason Harmon	S
Amsterdam	Craig Bragg	WR	Rhein	Stephen Larsen	LB
Amsterdam	Jeremy Cain	LB	Frankfurt	Qasim Mitchell	T
Amsterdam	Abraham Elimian	CB	Berlin	B.J. Symons	QB

# The Players

## Players with Pro Experience



**19**

**REGGIE HARRELL**

Ht: 6-3

Wide Receiver

Wt: 210

Texas Christian

Age: 25

**PRO CAREER:** Wide receiver prospect finished his rookie season by dividing time between the practice squads of the New York Jets and Chicago... Spent final 6 weeks of the regular season with the Jets before joining the Bears for the post-season and off-season. **CAREER TRANSACTIONS:** Entered NFL as an undrafted free agent, signing with Dallas (4/28/05)... Released by Cowboys (8/29/05)... Signed with the New York Jets practice squad (11/25/05)... Signed with Chicago's practice squad (1/10/06). **SIGNED through 2007**

**COLLEGE:** Two-time All-Mountain West Conference wide receiver for Texas Christian (2000-04) started 24 of 34 career games played and finished his career ranked in the top-ten in school history for receptions and receiving yards... Ranked 6th in TCU history with 1,812 receiving yards and 9th with 103 receptions... Third-team all-conference caught career-high 4 TDs among 32 receptions for 595 yards in 9 games played as a senior... Second-team all-conference became first 1,000-yard receiver in TCU history as a junior, amassing 1,012 yards and 2 TDs on 58 receptions including a career-long 98-yard score, the first of his career... Caught 13 passes for 205 yards in 12 games as a sophomore... Missed freshman season due to a pre-season knee injury... Red-shirted as a true freshman... Also a stand-out in track and field at TCU, competing in the sprint hurdles... Majored in speech communications. **PERSONAL:** Named Arlington Morning News Athlete-of-the-Year and earned second-team All-District 7-5A honors to conclude his prep career at Lamar H.S. in Arlington, TX... Totaled 24 catches for 538 yards and 2 TDs at WR and 52 tackles and 4 INTs as a FS during his senior season... Listed among the top-100 players in the state by several publications... Class 5A state champion in the 110m hurdles in 1999, earning High School All-America honors from Track & Field News... Reginald Lester Harrell, Jr. is the son of Reginald and Chun Harrell.



**25**

**TONY HOLLINGS**

Ht: 5-11

Running Back

Wt: 217

Georgia Tech

Age: 24

**PRO CAREER:** Veteran running back was signed by Chicago to add depth at the position after seeing limited action in 3 seasons with Houston... Appeared in 23 games during his career with the Texans, serving as a reserve RB, back-up kick-off returner and special teams performer... Made lone career start at RB during his rookie season in which he played a career-high 14 games while setting personal bests in rushing yards and attempts. **CAREER TRANSACTIONS:** Entered NFL as a second selection by the Houston Texans in the 2003 NFL Supplemental Draft (7/10/03)... Signed 2-year contract with Chicago (5/5/06).

**2005 SEASON:** Played in 2 games, primarily contributing on special teams with 2 kickoff returns for 46 yards... Played in Games 8 and 16; DNP in Games 9 and 15; Inactive Games 1-7... Made season debut with 2 KR for 46 yards and a long of 28 at JAX (11/6)... DNP at IND (11/13) and vs. JAX (12/24)... Appeared on special teams and as reserve RB at SF (1/1/06). **GAMES PLAYED-STARTED: 2-0**

**PREVIOUS SEASON: 2004 -** Limited to 7 games played for Houston due to injury, totaling 47 rushing yards on 11 carries while setting career-highs with 5 catches for 46 yards... Appeared in Games 1, 4, 7-8, 11 and 15-16; DNP in Game 5; Inactive Games 2-3 due to knee injury, 6, 9-10 and 12-14 due to hamstring injury... Rushed for 10 yards on 3 carries and caught a career-long 27-yard pass vs. SD (9/12) to open season... Gained 22 yards on 6 carries and caught a 3-yard pass vs. OAK (10/3)... Rushed for 15 yards on 2 carries and caught 3 passes for 16 yards at DEN (11/7)... Posted a 23-yard kickoff return and 1 special teams tackle at TEN (11/28) before suffering a hamstring injury. **2003 -** Established career-highs in games played (14), starts (1), rushing yards (102) and carries (38) during his rookie season with the Texans... Made NFL debut at MIA (9/7) on special teams... Set season-high in first appearance at RB, gaining 41 yards on 7 carries vs. KC (9/21)... Inactive vs. JAX (9/28)... Caught 19-yard reception and rushed 5 times for 19 yards at TEN (10/12), including career-long 17-yard run... Returned 3 kick-offs for 32 yards at BUF (11/16)... Made first NFL start at JAX (12/7) and rushed for 19 yards on 18 carries and caught a 6-yard pass... Carried twice for 9 yards at TB (12/14)... Had a 15-yard kickoff return vs. TEN (12/21)... DNP vs. IND (12/28).

**COLLEGE:** Limited college career at Georgia Tech (2000-02) saw him start just 4 games at RB after playing defensive back his first two seasons with the Yellow Jackets... As a junior RB, totaled 633



# The Players

## Players with Pro Experience

yards and 11 TDs on 92 carries (6.9 ypc) in 4 starts before suffering a season-ending knee injury... Was leading the NCAA in rushing at the time of his injury in the 4th quarter vs. BYU, reaching the 100-yard plateau in each contest and becoming the first GT player to accomplish that since Eddie Lee Ivory in 1978... Tied school record with 4 TDs vs. Connecticut... Switched to RB after his sophomore season in which recorded 10 tackles as a reserve DB... Registered 7 tackles as a true freshman... Majored in history, technology and science. **PERSONAL:** Played QB and DB at Twiggs County H.S. in Jeffersonville, Ga, rushing for 1,360 yards and 10 TDs while passing for 672 yards and 7 TDs as a senior... Earned Atlanta Journal-Constitution Super Southern 100 honors as a senior while finishing his career with 7 career INTs... Lettered in football, basketball and track, earning Male Athlete-of-the-Year honors from Macon Telegraph... Born Tony Terrell Hollings.

### RENEWING ACQUAINTANCES

The Bears will welcome Miami to the Windy City for the first time since 1991 during the 2006 season, while Buffalo will make its first trip to Soldier Field since 1997. Denver will now hold the distinction of the franchise which hasn't played at Soldier Field the longest, last visiting the Bears in 1993. Meanwhile, Chicago will travel to New England, a city they haven't visited during the regular season since 1997.

#### Away

Houston	Never
Indianapolis	1991
New England	1997
Arizona	1998
Oakland	1999
San Diego	1999
New York Jets	2000
Philadelphia	2000
Baltimore	2001
Cincinnati	2001
Atlanta	2002
Buffalo	2002
Carolina	2002
Miami	2002
St. Louis	2002
Denver	2003
Kansas City	2003
San Francisco	2003
Seattle	2003
Dallas	2004
Jacksonville	2004
New York Giants	2004
Tennessee	2004
Washington	2005
Cleveland	2005
Detroit	2005
New Orleans <sup>^</sup>	2005
Tampa Bay	2005
Pittsburgh	2005
Green Bay	2005
Minnesota	2005

#### Home

Miami	1991
Denver	1993
Pittsburgh	1995
Tennessee*	1995
Buffalo	1997
Dallas	1998
Kansas City	1999
Seattle	1999
New York Giants	2000
Cleveland	2001
Jacksonville	2001
Tampa Bay	2001
New England	2002
New Orleans	2002
New York Jets	2002
Arizona	2003
Oakland	2003
San Diego	2003
St. Louis	2003
Houston	2004
Indianapolis	2004
Philadelphia	2004
Washington	2004
Detroit	2005
Cincinnati	2005
Minnesota	2005
Baltimore	2005
San Francisco	2005
Carolina	2005
Green Bay	2005
Atlanta	2005

2002 Bears home games played in Champaign, Ill.

\*Houston Oilers, ^2005 game played in Baton Rouge, La.

2006 opponents in Orange

# The Players

## Players with Pro Experience



68

STEPHEN LARSEN

Ht: 6-1

Linebacker

Wt: 225

San Diego State

Age: 24

**PRO CAREER:** Re-joined Chicago following his rookie campaign in which sat out the regular season after being waived by the Bears following training camp... Gained on-field experience during the 2006 NFL Europe season, starting the first 2 games for the Rhein Fire and recording 4 tackles before missing rest of season due to injury. **CAREER TRANSACTIONS:** Entered NFL as an undrafted free agent, signing with Chicago (4/25/05)... Released by Bears (8/11/05)... Re-signed by Chicago (2/11/06)... Assigned by Bears to NFL Europe and selected in NFL Allocated Players Draft by Rhein. **SIGNED through 2007**

**COLLEGE:** Four-year letterwinner during 5-year career at San Diego State (2000-04) appeared in 47 games with 23 starts while posting 148 tackles, 16 TFLs, 9.5 sacks, 2 forced fumbles, 4 fumble recoveries and 19 PBUs... Started 6-of-11 games played as a senior, recording 38 tackles with career-highs of 4 sacks and 8 TFLs plus 2 fumble recoveries and 7 PBUs... Ranked 6th on squad as a junior with 38 tackles including 4 TFLs and 2.5 sacks in 12 games played with 6 starts... Added 1 forced fumble, 1 fumble recovery and 6 PBUs... Started career-best 10 contests as a sophomore and set a career high with 51 tackles... As a red-shirt freshman, played in all 11 games with 1 start and finished the season with 21 tackles and 1 fumble recovery... Majored in public administration. **PERSONAL:** Second-team all-state pick after senior year at Desert Vista H.S. in Chandler, AZ... Selected all-East Valley, all-region and all-city in Phoenix after recording 114 tackles with 6 sacks, 4 PBUs, 2 forced fumbles and 1 fumble recovery during final prep season... High school team was 26-1 over his final 2 seasons including a 5A state championship and a semi-final appearance... Member of SuperPrep Far West team and all-region selection by PrepStar... Son of John and Patti Larsen.



73

KHARI LONG

Ht: 6-4

Defensive End

Wt: 257

Baylor

Age: 24

**PRO CAREER:** Defensive end prospect gained on-field experience with Kansas City before finishing his rookie campaign with Chicago... Made NFL debut with Chiefs. **CAREER TRANSACTIONS:** Entered NFL as a sixth-round selection (199th overall) by Kansas City in the 2005 NFL Draft... Signed 3-year contract with Chiefs (7/29/05)... Released by Kansas City (11/24/05)... Signed to Chiefs practice squad (11/25/05)... Signed to Chicago's practice squad (1/10/06). **SIGNED through 2007**

**2005 SEASON:** Member of Kansas City's active roster for most of his rookie season, playing on special teams in 1 contest... Participated in Game 3; DNP in Game 8; Inactive Games 1-2, 4-7 and 9-10... Divided final portion of season between Chiefs and Bears practice squads... Made NFL with Chiefs at DEN (9/26)... Active but DNP vs. OAK (11/6)... On Chicago's practice squad for Divisional Playoff vs. CAR (1/15/06). **GAMES PLAYED-STARTED: 1-0**

**COLLEGE:** Four-time letterwinner during 5-year career at Baylor (2000-04) started 22 of 39 games played as an edge rusher, recording 9 sacks and 19.5 TFLs among 145 tackles with 2 forced fumbles and 14 QB pressures... Named second-team All-Big 12 as a senior after posting career highs with 58 tackles, 11 games played and 10 starts... Started 8-of-10 games as a junior and totaled 31 tackles... Registered career-high 4.5 sacks as a sophomore among 41 tackles... Totaled 15 tackles in 7 games played as a red-shirt freshman... Graduated with a degree in communications. **PERSONAL:** A 2-sport athlete in football and basketball at Rider H.S. in Wichita Falls, TX... Slowed by an ankle injury as a senior, posted his most productive season as a junior with 122 tackles and 7 sacks... Named to school's honor roll and received a U.S. Achievement Academy National Award... Full name is Khari (pronounced car-EE) Ahmad Long... Took 4 years of Latin in high school and studied the Swahili language in college.



# The Players

## Players with Pro Experience



**22**

**ALFONSO MARSHALL**

**Ht: 6-0**

**Cornerback**

**Wt: 188**

**Miami (Fla.)**

**Age: 25**

**PRO CAREER:** Cornerback prospect looking to regain a spot on Chicago's depth chart after missing the last year and a half due to a knee injury... Missed the 2005 season while rehabilitating after playing 7 games a rookie, contributing primarily as a gunner on the punt coverage unit. **CAREER TRANSACTIONS:** Entered NFL as a seventh-round selection (215th overall) by Chicago in the 2004 NFL Draft... Signed 4-year contract with Bears (7/23/04)... Waived by Chicago (9/5/04)... Signed to Bears practice squad (9/6/04). **SIGNED** through 2007

**2005 SEASON:** Spent entire season on physically unable to perform list while rehabilitating knee injury. **GAMES PLAYED-STARTED: 0-0**

**PREVIOUS SEASON: 2004 -** Participated in 7 games as a rookie with Chicago before ending the season on injured reserve after suffering a knee injury (ruptured ACL)... Played Games 3-9 after starting season on the practice squad and was tied for 7th on team with 6 special teams tackles when placed on injured reserve... Made NFL debut at MIN (9/26) and recorded 1 special teams tackle... Recorded 2 special teams tackles vs. PHI (10/3)... Recorded 2 tackles on special teams at TEN (11/14) before leaving game with knee injury... Placed on injured reserve (11/15/04).

**COLLEGE:** Four-year letterman at Miami (2000-03) started 15 of 45 career games, totaling 84 tackles (56 solos), 2 TFLs, 3 INTs, 19 PBUs and 1 fumble recovery... Valuable member of Hurricanes nickel and dime coverage units and special teams... Started career-high 12 of 13 games as a senior, registering a career-high 29 tackles with 2 INTs and 9 PBUs... Sealed victory over Florida with last-minute INT... As a junior, played 13 contests primarily in nickel and dime packages, starting 3 contests and finishing with 20 tackles, 6 PBUs, 1 INT and 1 fumble recovery... Played 10 games as a sophomore, notching 26 tackles with 1 TFL and 2 PBUs... Appeared in 9 games as a true freshman who recorded 9 tackles and 2 PBUs... Majored in criminology. **PERSONAL:** Helped lead Clewiston (Fla.) H.S. to district title as a senior while being named first-team all-state as a defensive back with 75 tackles, 3 INTs, 2 forced fumbles and 1 fumble recovery... Also started at WR in a run-oriented offense and collected 15 receptions for 330 yards and 4 TDs... Chosen as the all-conference MVP on defense and also played for Team Florida in the 2000 Florida/Georgia All-Star game... Won the 200 and 400 meter dashes as well as the 4x400 meter relay at the state meet... Born Alfonso Lanard Marshall to Cynthia and Willie Marshall.



**36**

**BRANDON MCGOWAN**

**Ht: 5-11**

**Safety**

**Wt: 205**

**Maine**

**Age: 22**

**PRO CAREER:** Signed with Chicago following a tryout during the team's post-draft rookie mini-camp... Only undrafted rookie to make active roster following 2005 training camp... Suffered season-ending knee injury in season finale. **CAREER TRANSACTIONS:** Entered NFL as an undrafted free agent, signing 3-year contract with Chicago (5/1/05). **SIGNED** through 2007

**2005 SEASON:** Played 8 games with 3 starts at safety - 1 at FS and 2 at SS... Finished with 29 tackles, 1 TFL and 4 special teams tackles... Participated in Games 1, 9-11, 13-16; Started Games 14-16; Inactive Games 2-8, 12... Made NFL debut in season opener at WASH (9/11)... Saw first extensive time at safety at PIT (12/11) and responded with 8 tackles and 1 TFL... First career start at FS vs. ATL (12/18); led the secondary with 9 tackles... Led team with career-high 11 tackles at GB (12/25)... Recorded 1 tackle at MIN (1/1) before leaving game with knee injury... Placed on injured reserve (1/10/06). **GAMES PLAYED-STARTED: 8-3**

**COLLEGE:** Four-year letterwinner at Maine (2001-04) started 33-of-34 games played to finish his career while totaling 293 career tackles, 7.5 sacks, 20 TFLs, 7 INTs, 10 PBUs, 3 forced fumbles and 5 fumble recoveries... First-team all-Atlantic 10 as a senior FS... Second-team all-Atlantic 10 and Maine's Defensive Player-of-the-Year as a junior after starting all 11 games at FS and leading the team with 85 tackles... Played 13 games as a sophomore, starting 12 at SS and ranking 2nd on team with 94 tackles... Earned the "Hammer Award" for the Black Bears' best special teams hit in 4 games during freshman year, finishing season with 14 special teams tackles... Majored in business. **PERSONAL:** Named defensive first-team all-county following senior season at Lincoln H.S. in Jersey City, N.J. after recording 63 tackles, 5 sacks, 3 forced fumbles and blocking 3 punts... Selected MVP of the North/South All-Star game... Son of Annie Herring and Kyle McGowan.

# The Players

## Players with Pro Experience



**68**

**ANTHONY OAKLEY**

**Ht: 6-4**

**Guard**

**Wt: 298**

**Western Kentucky**

**Age: 24**

**PRO CAREER:** Offensive line prospect joined the Bears prior to the 2005 training camp after a successful NFL Europe season with the Frankfurt Galaxy... His NFL experience consists of time on the practice squads of Chicago and Cleveland. **CAREER TRANSACTIONS:** Entered NFL as an undrafted free agent in 2004, signing with Cleveland (4/30/04)... Waived by Browns (8/5/04)... Signed to Cleveland's practice squad (11/4/04)... Waived by Browns (11/9/04)... Signed by Chicago (6/22/05)... Waived by Bears (9/3/05)... Signed to Chicago's practice squad (9/4/05).

**2005 SEASON:** Spent entire season on Chicago's practice squad. **GAMES PLAYED-STARTED:** 0-0

**PREVIOUS SEASON: 2004 -** Member of Cleveland's practice squad for 1 week in mid-season.

**COLLEGE:** Played one season at Western Kentucky after transferring from Indiana where he played 3 seasons... Named to Gateway Football Conference All-Newcomer Team after starting all 13 games at left guard in his only season at WKU... Credited with 137 pancake blocks while allowing only 1 sack and 2 QB pressures on 229 pass attempts... Tabbed Gateway Conference Offensive Lineman-of-the-Week after helping the Hilltoppers to a road victory at Illinois State... Started 5 games at right guard and 3 games at center in junior year at Indiana... Selected as an honorable mention All-Big Ten performer as a sophomore after starting 11 games at left guard... As a redshirt freshman, started 11 games at left guard and was a member of an offensive unit that averaged 30.6 points per game and averaged 439.5 yards per contest including 266.7 rushing yards per game... Majored in sports management. **PERSONAL:** Earned all-district honors at offensive tackle as a junior and senior at Westbury H.S. in Houston, Texas... Also competed in track and field in high school and earned all-district accolades in the discus as a sophomore and in the shot put as a junior... He and his wife, Tolisha, have 1 son, Anthony Jr., and 1 daughter, Aariah.



**10**

**B.J. SYMONS**

**Ht: 6-1**

**Quarterback**

**Wt: 210**

**Texas Tech**

**Age: 25**

**PRO CAREER:** Quarterback prospect did not make an NFL active roster during his first 2 years as a professional, but gained on-field experience during 2 seasons playing in NFL Europe... Totaled 513 passing yards, 4 TDs and 1 INT on 43-of-92 passing with 1 rushing TD between 2005 with Frankfurt Galaxy and 2006 with Berlin Thunder... Sat out 2005 NFL season after being released by Houston Texans following training camp in which he completed 2-of-5 passes for 7 yards... Spent rookie campaign on injured reserve rehabilitating from off-season knee surgery. **CAREER TRANSACTIONS:** Entered NFL as a seventh-round selection (248th overall) by Houston in the 2004 NFL Draft... Allocated by Texans to Frankfurt of NFL Europe (1/05)... Released by Texans (9/3/05)... Signed to reserve/futures list by Chicago and allocated to Berlin of NFL Europe (1/10/06). **SIGNED through 2007**

**COLLEGE:** Record-setting signal-caller at Texas Tech (2000-03) finished career ranked 5th on school's career record list with 6,378 passing yards... Completed 528-of-822 career passing attempts with 59 TDs and 25 INTs... Started for the first time as a senior and set NCAA single-season records for passing yards (5,833), most games with 400 yards in total offense (9), most yards in total offense (5,976), most passing yards per game (448.79) and most yards in total offense per game (459.69) en route to receiving the 2003 Sammy Baugh Award, given annually to the nation's top passer... Earned third-team NFL Draft Report All-America honors as a senior, starting all 13 games and throwing 52 TDs... Earned All-Big 12 honors as a freshman, junior and senior. **PERSONAL:** Threw for 3,704 yards and 27 TDs in 2 years as a starter at Cypress Creek H.S. in Houston, TX... Rushed for 655 career yards and 10 TDs... Was a 3-year starting pitcher for his prep baseball team... Born Brian Jeffrey Symons in Houston, TX.



# The Players

## Players with Pro Experience



**27**

**CHRIS THOMPSON**

Ht: 6-0

Cornerback

Wt: 187

Nicholls State

Age: 24

**PRO CAREER:** Reserve cornerback gained playing experience in his second season after watching from the sidelines as a rookie... Provided depth for Chicago in the secondary and on special teams in his first season with the team, joining the Bears 1 week before the start of the 2005 regular season... Member of Jacksonville Jaguars active roster during his rookie season. **CAREER TRANSACTIONS:** Entered NFL as a fifth-round selection (150th overall) by Jacksonville in the 2004 NFL Draft... Waived by Jacksonville (9/3/05)... Signed by Chicago (9/4/05). **SIGNED through 2006**

**2005 SEASON:** Participated in 12 regular season games in his first season with Chicago, making 1 start at CB while contributing on special teams throughout the campaign... Played in Games 5-16 - starting Game 16; Inactive Games 1-4... Made NFL debut as a reserve CB vs. MIN (10/16), recording 2 tackles and 1 special teams tackle... Posted 2 special teams tackles vs. BAL (10/23)... Recovered fumble on muffed punt vs. SF (11/13) to retain possession that led to 4th-quarter FG... Started first career game at MIN (1/1/06), finishing with a career-high 5 tackles. **GAMES PLAYED-STARTED: 12-1**

**PREVIOUS SEASON: 2004 -** Spent entire season on Jacksonville's active roster without seeing any regular season action... Inactive Games 1-16.

**COLLEGE:** Started 32 of 35 games at Nicholls State, recording 148 tackles with 11 INTs, 28 PBUs, 2 forced fumbles, 4 fumble recoveries, and a school-record 8 blocked kicks... Did not allow a TD reception by an opponent during his career and was the first Colonel to be named an all-American since Darryl Pounds in 1994... Led team with 69 tackles including 5 TFLs as a senior and added 1 INT, 10 PBUs and 2 blocked punts... Named Southland Conference Player of the Week 3 times as a junior after tallying 40 tackles... Set school season-record with 5 blocked punts... Recorded 34 tackles as a sophomore and recovered 3 fumbles while leading team with 11 PBUs and 5 INTs... Notched 5 tackles in 3 games as a true freshman... Majored in business administration. **PERSONAL:** Earned all-district and all-area honors attending Holy Cross H.S. in New Orleans... Averaged 20.0 yards per punt return and totaled 10 career INTs, returning 3 for TDs.



**64**

**ROD WILSON**

Ht: 6-2

Linebacker

Wt: 230

South Carolina

Age: 24

**PRO CAREER:** Suffered season-ending injury during his rookie pre-season with Chicago. **CAREER TRANSACTIONS:** Entered NFL as a seventh-round selection (220th overall) by Chicago in the 2005 NFL Draft... Signed 4-year contract with Bears (7/13/05). **SIGNED through 2008**

**2005 SEASON:** Suffered a season-ending knee injury during the preseason contest vs. BUF (8/26)... Placed on injured reserve (9/2/05). **GAMES PLAYED-STARTED: 0-0**

**COLLEGE CAREER:** Four-year letterwinner at South Carolina (2000-04) demonstrated versatility and unselfishness by playing 4 positions in 41 games played over 5 seasons... Finished career as an All-SEC LB after playing safety as a sophomore and junior, WR as a redshirt freshman and 1 game at QB as a true freshman... Totaled 117 tackles (77 solos), with 6.5 TFL and 3 sacks, and 6 PBUs on defense in 31 games over his final 3 seasons... Finished career with second-team All-SEC honors at LB while starting on the strong-side in all 11 games and leading the team with a career-high 68 tackles... Moved to LB in the spring of 2004... Recipient of team's Team Attitude Award for defense as a junior FS, recording 22 tackles in 8 games played... Missed 4 games due to an ankle sprain and cracked ribs... Saw action in 12 games as a sophomore playing primarily in the spur position, a hybrid between S and LB, and totaled 27 tackles... Also spent time at FS and special teams... Moved to defense during spring practice in 2002... Participated in 9 games as a reserve WR as a redshirt freshman, catching 1 pass for 8 yards... Appeared in 1 game at QB as a true freshman, rushing 4 times for 13 yards with a long of 6... Decision was subsequently made to redshirt, finishing the year as the scout team QB... Majored in retail. **PERSONAL:** Attended Cross (S.C.) H.S., playing football for coach Art Craig... South Carolina team captain in the Shrine Bowl... Rated the No. 5 QB in the Atlantic Region by Prep Star magazine... Totaled over 1,400 yards of total offense his senior year while passing for 10 TDs and rushing for 14 TDs... Rushed for 800 yards and threw for 750 yards... As a junior, passed for 1,110 yards and 10 TDs... Ran the wing-T and wishbone offense... Also played defensive back... Played basketball, baseball and ran track.

# The Players

## Undrafted Free Agents



**25** DION BYRUM  
Ht: 5-10

Cornerback  
Wt: 192

Ohio  
Age: 23

Four-year letterwinner at Ohio (2002-05) started the final 3 seasons including 30 of his final 33 contests... Played in 45 career games with 32 starts, recording 147 tackles, 6 TFLs, 10 INTs, 39 PBUs, 2 forced fumbles and 3 fumble recoveries... Also contributed to special teams returning 57 punts for 471 yards (8.3 avg.) and gaining 1,195 yards on 58 kickoff returns (20.6 avg.)... Finished career with the 5th-most kickoff return yards and 7th-most punt return yards in school history... Earned All-America honors from the American Football Coaches Association and tabbed a second-team All-American by the Associated Press and Sports Illustrated as a senior, starting all 11 games and recording 45 tackles, 1 TFL, 12 PBUs, 1 forced fumble and 1 fumble recovery... One of 12 semifinalists for the Jim Thorpe Award, presented annually to the nation's best collegiate defensive back, and first-team All-Mid-American Conference after leading the MAC and tying for 2nd nationally with 6 INTs, including 2 returned for TDs... Added a fumble return for a score as he led the NCAA with 3 defensive TDs... Named Walter Camp Football Foundation National Defensive Player-of-the-Week, the Bronko Nagurski National Defensive Player-of-the-Week, the USA Today National Player-of-the-Week and College Sports Report's I-A Performer-of-the-Week after returning 2 INTs for TDs vs. Pitt, including the game-winning score in OT... Also picked off 2 passes vs. Kent State... Started all 11 games as a junior, tying for 4th on team with 50 tackles adding 5 TFLs, 7 PBUs and 1 forced fumble... Led Bobcats in kickoff return yardage with 330 yards on 14 returns (23.6 avg.)... Credited with 9 tackles and 2 forced fumbles vs. Buffalo... Started 8 of 11 games played during sophomore season tallying 40 tackles, 15 PBUs, 2 INTs and 1 fumble recovery while returning 11 kickoffs for 219 yards and 11 punts for 130 yards... As a red-shirt freshman started 2 of all 12 games played, recording 12 tackles, 2 INTs, 5 PBUs and 1 fumble recovery with 541 kickoff return yards on 26 returns... Majored in sports industry... Attended Monroe H.S. in Matthews, N.C., playing football for coach Bobby Cloninger... Played both offense and defense earning all-conference and all-county accolades twice... Rushed for 1,972 yards and 25 TDs on 244 carries as a senior, gained 515 yards on 29 receptions with 8 TDs and also picked off 7 passes on defense... Voted team's Most Improved Player as a junior and MVP as a senior... Also earned letters in basketball and track... Son of Tony and Charrise Byrum.



**86** TIM DAY  
Ht: 6-3

Tight End  
Wt: 255

Oregon  
Age: 22

Three-year starter at the University of Oregon (2002-05) who appeared in 49 games during his career, including 30 starts at tight end... Caught 86 career passes for 1,008 yards (11.7 avg.) with 13 TDs (2 shy of the school record at his position)... Received honorable mention All-Pac 10 accolades as a senior after starting 10 of 12 games played and posting 25 catches for 215 yards with 1 TD... Recipient of the Bob Officer Award as the player who excelled despite physical adversity or injury as a senior and also was awarded the team's senior academic and attitude award winner... As a junior, started 9 of 11 games and recorded the 6th-most catches in a season by a TE in school history despite being slowed by a foot injury... Tabbed second-team All-Pac 10 after ranking 3rd on Ducks in receiving with 35 catches for 457 yards (13.1 avg.) and 8 TDs, all career-highs... Named team's offensive player-of-the-week after gaining 152 yards on 8 receptions with 2 TDs at Washington State, the 3rd-most yards in school history by a TE... Also caught 2 TDs vs. Idaho, California and Oregon State... Started 11 of 13 games played as a sophomore, catching 23 passes for 318 yards and 3 TDs despite being slowed initially by a shoulder injury... Participated as a reserve TE in all 13 games as a red-shirt freshman catching 3 passes for 18 yards and 1 TD... Majored in family and human services... Attended Western H.S. in Las Vegas, Nev., playing for coach Rich Stevens... Two-year starter for the Warriors excelled at both TE and DE after playing offensive guard in 1999... Named first-team all-Southern Nevada league after pulling in 2 TD passes and recording 12 sacks... Son of Levon Day.



# The Players

## Undrafted Free Agents

Undrafted Free Agents



**84** C.J. FAYTON  
Ht: 6-2

Wide Receiver  
Wt: 205

Tennessee  
Age: 23

Four-year letterwinner at Tennessee (2002-05) as a wide receiver appearing in 49 games with 13 starts and recorded 74 receptions for 981 yards with 7 TDs... Started 8 of the 10 games played as a senior, tying for 3rd on the team with 24 catches for 272 yards and 2 TDs... Recorded career-best 97 receiving yards on 5 catches vs. UAB including 12-yard TD catch and season-long 53-yard gain... Snagged career-high 8 passes at LSU for 61 yards to pace the Volunteers... Played in 13 games as a junior with 2 starts and registered 24 receptions for 379 yards and 3 TDs... Caught at least 1 pass in 10 games and tossed a 53-yard completion on his 1st collegiate pass attempt... Started 3 of the 13 games he appeared

in during sophomore season and gained 165 yards on 15 catches with 1 TD... Played in 13 games and notched 11 receptions for 165 yards and 1 TD as a freshman... Redshirted true freshman season after moving to wide receiver from quarterback... Played in 3 games for Tennessee's basketball team during the 2001-02 season scoring 4 points on 2-of-3 shooting from the field... Graduated with a degree in sport management... Attended Princess Anne H.S. in Virginia Beach, Va., playing football for coach Jeff Balance... Tabbed a SuperPrep All-American after throwing for over 700 yards with 10 TDs and running for over 700 yards and 15 TDs as a senior... Also played in the secondary where he recorded 60 tackles and intercepted 7 passes - returning 3 for TDs... Earned Class 3A all-state honors on defensive side of the ball as well as all-district and all-region accolades... Started at quarterback all 4 years and at cornerback for 3 seasons... Averaged over 20 points per game for the basketball team.



**39** CARLOS HENDRICKS  
Ht: 5-11

Cornerback  
Wt: 190

Ala.-Birmingham  
Age: 22

Four-year letterwinner at UAB (2001-05) played in 46 career games as a cornerback and safety, starting 33 contests... Totaled 172 career tackles including 8 TFLs and snagged 5 INTs while recording 19 PBUs, 3 forced fumbles and 6 fumble recoveries... Returned from an injury to start in all 11 games as a 5th-year senior finishing 5th on the team with career-high tying 51 tackles, adding 1 INT, 6 PBUs, 1 forced fumble and 1 fumble recovery... Tallied season-high 8 tackles and forced and recovered a fumble vs. Central Florida... Credited with 7 tackles and intercepted a pass at Memphis... Only played 1 game as a senior and was granted a medical redshirt after an injury ended his season prematurely... As a

junior, started 9-of-12 games for the Blazers and ranked 10th on the team with a career-high 51 tackles while adding 1 INT, 7 PBUs, 1 forced fumble and 2 fumble recoveries... Started 6 games at strong safety and 4 at cornerback during sophomore season and totaled 50 tackles and a career-high 3 INTs... Played in 10 games as a true freshman, starting 2, and finished with 17 tackles and 1 PBU... Majored in communication studies... Attended Sidney Lanier H.S. in Montgomery, Ala. where he notched 5 INTs and made 75 tackles as a senior... Son of Tracy Hendricks.



**1** JOSH HUSTON  
Ht: 6-1

Kicker  
Wt: 200

Ohio State  
Age: 24

Received all-Big Ten honors in his lone season as the featured place kicker at Ohio State (2000-05), challenging several single-season school records... Backed-up 2004 draft pick Mike Nugent for most of his collegiate career... Named first-team all-Big Ten by the coaches and media as well as a semifinalist for the Lou Groza Award as the nation's best collegiate placekicker after leading the conference in FGs made with 22 of 28 while pacing OSU in scoring with 110 points; 44 of 45 on PATs... Handled all kickoffs, recording 54 touchbacks on 77 kickoffs including a school record 18 consecutive touchbacks during a 3-game span... His 22 FGs are the 3rd-most in Ohio State history (Nugent, 25 in 2002, 24 in 2004)

and 28 attempts are the 2nd-most in school annals... Notched the 2nd-highest points total by a kicker (Nugent, 120 in 2002) and the 8th-most ever by a Buckeye... Tied school record with 5 made FGs vs. Texas while setting a school mark with 6 FG attempts... Received a sixth season of eligibility from the NCAA due to a previous missed season due to injury... Only appearance in 2004 came in the season opener against Cincinnati and in the bowl game vs. Oklahoma State... Did not play as a junior in 2003... Missed entire sophomore season with a hip injury... Alternated with Nugent early on during freshman year in 2001, finishing the season with 18 points after making all 9 PATs and 3 of 10 FGs... Red-shirted as a true freshman in 2000 due to a knee injury... Majored in marketing... Attended Findlay (Ohio) H.S., where he was a teammate of Ben Roethlisberger, his holder on placements... Named first-team All-Ohio as a junior and considered one of the top kicking prospects in the Midwest as a senior... 67 of his 79 kickoffs went through the end zone... Son of Denny and Janet Huston.



# The Players

## Undrafted Free Agents



**72** TRAVIS LEFFEW  
Ht: 6-4

Guard  
Wt: 296

Louisville  
Age: 24

Four-year starter and 4-time all-conference selection at Louisville (2002-05) set a school record by closing out his career with 50 consecutive starts... Was ranked as high as the 14th-best lineman in the NCAA by The Sporting News... First-team All-Big East pick as a senior after starting all 12 games at offensive tackle... As a junior, named third-team All-America by the Associated Press, second-team All-America by CNN.com and first-team All-Conference USA after starting all 12 games at tackle... Did not allow a sack as a sophomore en route to being named second-team All-Conference USA and grading out at 90 percent or higher in all 13 contests... Started all 13 games as a true freshman with 12 starts coming at left tackle and once at right guard... Followed in footsteps of older brother Bobby as he earned All-Freshman team accolades by both The Sporting News and Conference USA... Attended Boyle County H.S. in Danville, Ky. where he played on both the offensive and defensive lines... Received honorable mention All-America honors by USA Today twice and was named one of the top seniors in Kentucky by FoxSports.com... Chosen to the Louisville Courier-Journal's all-state team as a junior and senior and tabbed one of Kentucky's top 22 senior players by the Lexington Herald Leader.



**75** MARK LEVOIRE  
Ht: 6-7

Tackle  
Wt: 310

Notre Dame  
Age: 23

Three-year starter at Notre Dame (2001-05) started every game during his final 3 seasons and played in 44 games for the Irish with 36 starts... Former high school TE started every game over last 2 years at RT after starting all 12 games at LG in 2003... Served as ND's most experienced offensive lineman as a fifth-year senior as the Irish offense averaged 36.7 points per game and 477.3 yards per game... Helped RB Darius Walker rush for over 100 yards in 7 contests... Started all 12 games at RT as a senior and was a key component to the Irish rushing for 195 yards against USC... Started all 12 games at LG and played more minutes than any other Irish offensive player... Helped RB Julius Jones rush for a school-record 262 yards vs. Pittsburgh; Jones also cracked the 200-yard plateau in 2 other games to become first ND rusher to accomplish feat in single season... Played 8 games as a sophomore as a reserve offensive tackle... Red-shirted his freshman year while moving from TE to the O-line during fall preseason camp... Graduated with a degree in anthropology... Attended Eden Prairie (Minn.) H.S. where he was a Parade All-American and first-team selection to the USA Today All-American team... Ranked 6th on CBS SportsLine.com Midwest Region Super 30 team and rated 27th on Chicago Sun-Times list of nation's top prospects... Standout TE who caught 16 passes for 189 yards and 4 TDs as a senior and 21 passes for 350 yards and 11 TDs as a junior... Led high school to state championship as a senior... Also lettered in basketball and track... Brother, Matt, played football at Northern Illinois and his grandfather, Martin, played football at Minnesota.



**83** BRYAN McCLEENDON  
Ht: 5-11

Wide Receiver  
Wt: 184

Georgia  
Age: 22

Four-year letterwinner as a wide receiver at Georgia (2002-05) recorded 56 career receptions for 830 yards with 6 TDs and also returned 17 punts for 320 yards... Played in 46 games, starting 16, for the Bulldogs and was part of a class that earned 44 victories—most by any senior class in Georgia history... As a senior, set career-highs with 35 catches for 529 yards and 6 TDs and returned 8 punts for 142 yards... Caught 4 passes for 44 yards and career-best 2 TDs vs. Kentucky... Played in 12 games with 2 starts and recorded 5 receptions for 49 yards and gained 178 yards on 9 punt returns as a junior... Did not miss a practice or summer workout during the season to earn and Iron Man Award... Named to SEC Academic Honor Roll... Named recipient of the Most Improved Receiver Award for performance during spring practice... Played in 10 games as a sophomore, starting 2, gaining 162 yards on 11 catches... Started first college game at Vanderbilt and responded with career-high 6 receptions for 108 yards... Played in 11 games as a true freshman in 2002 recording 5 receptions for 90 yards... Majored in recreation and leisure studies... Attended Mays H.S. in Atlanta, Ga., playing football for coach Floyd Mack...



# The Players

## Undrafted Free Agents

Named a PrepStar All-American as a senior after recording 424 yards and 4 TDs on 62 rushes, 37 receptions for 736 yards and 4 TDs and 44 solo tackles with 3 INTs and 3 fumble recoveries... Excelled in track helping team to state championship as a junior... Son of Willie McClendon, 3rd-round draft pick of the Bears in 1979 and a running back with Chicago from 1979-82.



**73 TYLER McMEANS**  
Ht: 6-4

Guard  
Wt: 325

Miami (Fla.)  
Age: 26

Started 18 games in 2 seasons at Miami (Fla.) (2004-05) after transferring from Lackawanna J.C. (2002-03)... Earned honorable mention All-ACC accolades at LG as 1 of 6 offensive players to start every game for Miami in 2005... Played in 8 games as a junior, starting the first 6 at RG before suffering a knee injury that sidelined him for 4 of the final 6 games... Majored in business management... Two-time JUCO All-American started 20 of 21 games in junior college... Spent 4 years in the Marines (1998-2002) serving much of his tenure with a unit that specialized in closed-quarters battle operations and rising to the rank of corporal...

Attended Clarion (Pa.) H.S., playing football for coach Larry Wiser... Only played football during his senior year and was named honorable mention all-conference.



**13 MARK PHILMORE**  
Ht: 5-10

Wide Receiver  
Wt: 185

Northwestern  
Age: 21

Four-year letterwinner finished his career as one of the all-time leading receivers at Northwestern (2002-05), ranking 4th with 163 receptions and 5th with 1,768 career receiving yards... Caught at least 1 pass in all 40 games played in his career... Second-team All-Big Ten pick by the coaches and honorable mention by the media as a senior as well as the team's Rashidi Wheeler Award recipient as the team's 3rd-leading receiver with 55 catches for 662 yards and a team-leading (tie) 6 TDs in 11 games... Tallied career-best 139 yards and 2 TDs vs. Michigan and 10 catches for 123 yards vs. Iowa, his fourth and fifth career 100-yard receiving games...

Received honorable mention all-conference accolades as a junior, catching 54 passes for 633 yards and 2 TDs and returning 14 punts for 145 yards in 8 games played... Recorded 11 receptions for 134 yards vs. Ohio State, including his first TD... Generated 131 yards on 12 catches vs. TCU and 113 yards on 7 catches vs. Kansas... Played 9 games as a sophomore and caught 23 passes for 228 yards before suffering a knee injury and missing the remainder of the regular season... Finished 3rd on team as a freshman with 31 receptions for 245 yards, falling 1 catch shy of NU's single-season record for catches by a true freshman... Majored in communication studies and minored in business institutions... Attended Reynoldsburg (Ohio) H.S., playing football for coach Tony Pusateri... Named second-team all-state as a senior and SuperPrep All-Midwest Region after catching 81 passes for 1,000 yards and 12 TDs and rushing for 345 yards and averaging 20.1 yards per punt return and 24.5 yards per kick-off return... Member of school's honor roll also lettered in basketball and track... Son of Vivianne Philmore and the late Mark Philmore.

## UNDRAFTED FREE AGENTS

The Bears signed 15 undrafted free agents this spring to go along with seven draft picks. **Dion Byrum**, **Tim Day**, **C.J. Fayton**, **Carlos Hendricks**, **Josh Huston**, **Travis Leffew**, **Mark LeVoit**, **Bryan McClendon**, **Tyler McMeans**, **Mark Philmore**, **P.J. Pope**, **Troy Reddick**, **Dwayne Slay**, **Joel Stelly** and **Cooper Wallace** make up the 2006 undrafted rookie draft class.

The following players on the Chicago roster were also signed as undrafted free agents and have played in at least one game, though not all were originally signed by the Bears: **Jeremy Cain** (2004 by Chicago), **Cameron Worrell** (2003 by Chicago), **Steve Edwards** (2002 by Philadelphia), **Jason McKie** (2002 by Philadelphia), **Qasim Mitchell** (2002 by Cleveland), **Bryan Johnson** (2000 by Washington) and **Adewale Ogunleye** (2000 by Miami).

Undrafted Free Agents



# The Players

## Undrafted Free Agents



**36** P.J. POPE  
Ht: 5-9

Running Back  
Wt: 212

Bowling Green  
Age: 22

Four-year letterwinner at Bowling Green (2002-05) left school as the only player in school history to rush for more than 3,000 career yards and accumulate more than 1,000 receiving yards... Ranks as school's 3rd all-time leading rusher with 3,116 yards, tied for 3rd with 33 rushing TDs and tied for 2nd with 41 career TDs overall... Recorded 4,300 all-purpose yards which ranks 2nd in school annals and tied for 4th all-time in scoring with 246 points... Injured for much of senior season but still managed to gain 436 rushing yards and 4 TDs while catching 27 passes for 173 yards... Gained season-high 131 yards vs. Toledo... Selected second-team All-MAC as a junior after becoming the second RB in school history to record consecutive 1,000-yard season, rushing for career-high 1,098 yards on 178 carries and scored 15 TDs... Started all 12 games and added 490 yards on 50 receptions with 6 TDs... Rushed 28 times for 157 yards and 2 TDs vs. Memphis in GMAC Bowl and gained 214 total yards vs. Western Michigan... First-team All-MAC as a sophomore after rushing 191 times for 1,005 yards with 10 TDs... Added 48 receptions for 433 yards to rank 3rd on the team... Picked up 577 yards on 101 carries and 4 TDs as a true freshman with a season-best 143 yards on 15 carries at Eastern Michigan... Majored in physical education... Member of 4 league-title teams at Wyoming H.S. in Cincinnati, Ohio, playing football for coach Bernie Barrie... Rushed for 2,230 yards and 36 TDs as a senior and was named Southwest Ohio Player-of-the-Year and Division IV Co-Player-of-the-Year... Rushed for 1,691 yards and 19 TDs as a junior... Also lettered in baseball... Son of Roy and Donna Pope.



**71** TROY REDDICK  
Ht: 6-5

Tackle  
Wt: 325

Auburn  
Age: 22

Four-year letterwinner at Auburn (2002-05) started the final 3 years and played in 45 games for the Tigers, starting 40 contests... Saw a 34-game starting streak snapped during senior season in which he was an honorable mention All-SEC selection... Started 11 of 12 games played and played at C and RT vs. Kentucky in lone game he didn't start... Tabbed All-SEC honorable mention after starting every game during his junior year... Named SEC Offensive Lineman-of-the-Week for his stellar play vs. Mississippi State... Moved from guard to tackle prior to spring drills... Started at guard in all 13 games as a sophomore... Played in 7 games as a freshman, starting 3, and was part of the O-line that earned the Coaches Offensive Players-of-the-Week honors for its play vs. LSU... Majored in public administration... Attended Westover H.S. in Albany, Ga. and played both sides of the ball... As a defensive tackle, finished with 50 tackles, 3 sacks and 10 TFLs as a senior and did not allow a sack as a guard... Named to both the Georgia Top 50 and Super Southern 100 by the Atlanta Journal Constitution and SuperPrep tabbed him as one of the top 15 players in Georgia and placed him on the All-Dixie Team.



**45** DWAYNE SLAY  
Ht: 6-3

Safety  
Wt: 210

Texas Tech  
Age: 21

Two-year letterwinner at Texas Tech (2004-05) had a decorated senior season and became the Red Raiders' first All-American since 1998 (Montae Reagor)... Finished career having played in 23 games and recorded 137 tackles with 1 sack, 4 TFLs, 3 INTs, 1 PBU and 8 forced fumbles... First-team All-America pick by SI.com as a senior was tabbed the Big 12 Defensive Player-of-the-Year by several media outlets and first-team All-Big 12 honor after setting school and Big 12 records with 8 forced fumbles to go with 114 tackles, 1 sack, 4 TFLs, 1 INT and 1 PBU... Named Walter Camp Football Foundation National Defensive Player-of-the-Week and SBC Big 12 Defensive Player-of-the-Week following 18 tackle, 1 sack performance vs. Baylor... Averaged 12.6 tackles over final 4 games including 13 in Cotton Bowl vs. Alabama and 12 vs. Oklahoma... Played in 11 games as a junior tallying 23 tackles, 2 INTs and 1 PBU... Made first collegiate INT at Kansas with 17 seconds remaining to secure 31-30 win... Attended Reedley J.C. (2002-03) helping it to a 21-2 record, including 12-0 national championship season in 2002... Started every game and named All-California JUCO Region II and JUCO Football Network All-USA Ironman honorable mention following second season... Attended Brunswick (Ga.) H.S. recording 102 tackles and 5 INTs while helping lead high school to 14-1 record and state runner-up finish in 2000... Back-to-back all-district selection in football and was also the team MVP in basketball... Among 7 children of Verna and Michael A. Slay, Jr.



# The Players

## Undrafted Free Agents



**6**

**JOEL STELLY**

**Ht: 5-10**

**Punter**

**Wt: 200**

**Louisiana-Monroe**

**Age: 22**

Three-time first-team All-Sun Belt Conference selection at Louisiana-Monroe (2002-05) averaged 44.3 yards on 206 career punts with 52 punts in-the-20, 26 touchbacks and 6 blocked kicks... Ranked in the top-10 in NCAA for highest yards per punt average each season... As a senior, ranked 10th in NCAA averaging 44.6 yards per punt and landed 13 punts in-the-20 with 7 touchbacks... He also handled kickoffs recording 23 touchbacks on 44 kickoffs... Ranked 6th in NCAA as a junior with his 45.1 average on 62 punts and landed career-high 22 punts in-the-20 with just 6 touchbacks... Named Sun Belt Special Teams Player-of-the-Week after averaging 50.5 yards per punt vs. Idaho... Ranked 3rd in

NCAA as a sophomore with a career-best 46.3-yard punt average on 67 punts with 15 punts in-the-20 and 12 touchbacks... Averaged over 50.0 yards per punt in 5 games in 2003... Set school record by averaging 56.7 yards per punt vs. Louisiana-Lafayette... As a freshman, punted 18 times for 591 yards (32.8 avg.) with 2 punts in-the-20 and 1 touchback while connecting on 14 of 15 PATs and 1 of 2 FGs, hitting from 47 yards out... Majored in kinesiology... Attended Cecilia (La.) H.S., playing for coach James Waguespack... Named first-team all-state as a punter and second-team all-state as a kicker following senior season in which he averaged 40.7 yards per punt and converted 26-of-32 PATs and 4-of-6 FGs... Son of Frank Stelly and Debbie Zerangue.

Undrafted Free Agents



**89**

**COOPER WALLACE**

**Ht: 6-3**

**Tight End**

**Wt: 258**

**Auburn**

**Age: 24**

The all-time leading receiving tight end at Auburn (2002-05) with 63 career receptions for 829 yards and 4 TDs while starting 38 of 51 career games played in... As a senior, recorded career-high 20 receptions for 195 yards and 1 TD... Notched season-highs of 3 catches and 36 receiving yards at Arkansas... Named second-team All-SEC as a junior after starting all 13 games and finishing with 19 receptions for 302 yards... Gained 59 yards on 2 catches vs. Ole Miss to earn Coaches Co-Offensive Player-of-the-Week... Started 12 of 13 games during sophomore season and compiled 209 receiving yards on 16 catches with 1 TD... Posted career-highs with 5 catches for 60 yards at Georgia... Named to SEC All-

Freshman Team by the coaches and The Sporting News selected him to the SEC All-Freshman Team and also second-team All-America for freshmen... Played in 13 games, starting 1, and grabbed 8 passes for 123 yards (15.4 avg.) and 2 TDs... Red-shirted freshman year... Attended Christ Presbyterian H.S. in Nashville, Tenn., playing football for coach David Pack... Played FB, TE, LB and DE in high school and helped lead team to 1A state title and a 15-0 record as a senior... Caught 9 passes for 273 yards and rushed 44 times for 475 yards and 10 TDs during final season adding 163 tackles, 5 sacks, 18 TFLs, 2 INTs and 2 fumble recoveries... All-state selection and finalist for Mr. Football Award as a senior... Son of Guy and Sallie Wallace... Older brother, David, played football and baseball at Vanderbilt and is currently playing in the Cleveland Indians organization.

## ROOKIE STARTERS

The Bears rookie class of 2006 combined to start 36 games last season led by Kyle Orton's 15. The 36 starts by the 2005 rookie class ranks third behind 2003 and 2000 (37) among Bears rookie classes in the past 10 years. The following is a breakdown of the past 10 years of rookie starts for the Bears:

- 2005 (36): Cedric Benson (1), Mark Bradley (4), Chris Harris (13), Brandon McGowan (3), Kyle Orton (15)
- 2004 (30): Bernard Berrian (1), Tommie Harris (16), Tank Johnson (1), Craig Krenzel (5), Nathan Vasher (7)
- 2003 (37): Rex Grossman (3), Bobby Wade (1), Lance Briggs (13), Charles Tillman (13), Joe Odom (3), Justin Gage (3), Brock Forsey (1)
- 2002 (20): Alex Brown (9), Marc Colombo (5), John Gilmore (4), Roosevelt Williams (2)
- 2001 (15): David Terrell (5), Anthony Thomas (10)
- 2000 (37): Mike Brown (16), Dustin Lyman (7), Brian Urlacher (14)
- 1999 (29): Russell Davis (8), Jerry Azumah (2), D'Wayne Bates (1), Marty Booker (4), Warrick Holdman (5),
- Cade McNown (6), Khari Samuel (1), Rex Tucker (1), Jerry Wisne (1)
- 1998 (2): Olin Kreutz (1), Curtis Enis (1)
- 1997 (8): John Allred (4), Darnell Autry (3), Van Hiles (1)
- 1996 (15): Bobby Engram (2), Paul Grasmanis (3), Bobby Neely (5), Chris Villarrial (8)

# The Players

## Veteran Roster

No.	Name	Pos	Ht	Wt	Age*	Exp	College	Acq
94	Ayanbadejo, Brendon	LB	6-1	228	29	4	UCLA	TR-05 (MIA)
32	Benson, Cedric	RB	5-11	220	23	2	Texas	D1-05
80	Berrian, Bernard	WR	6-1	185	25	3	Fresno State	D3-04
70	Boone, Alfonso	DT	6-4	318	30	6	Mt. San Antonio JC	DET PS-00
16	Bradley, Mark	WR	6-2	198	24	2	Oklahoma	D2-05
55	Briggs, Lance	LB	6-1	240	25	4	Arizona	D3-03
96	Brown, Alex	DE	6-3	260	27	5	Florida	D4-02
30	Brown, Mike	S	5-10	207	28	7	Nebraska	D2-00
74	Brown, Ruben	G	6-3	300	34	12	Pittsburgh	WFA-04 (BUF)
58	Cain, Jeremy	LB	6-1	235	26	3	Massachusetts	UnFA-04
88	Clark, Desmond	TE	6-3	249	29	8	Wake Forest	UFA-03 (MIA)
81	Davis, Rashied	WR	5-9	183	26	2	San Jose State	UFA-05 (AFL)
79	Edwards, Steve	G/T	6-5	333	27	4	Central Florida	PHI PS-02
62	Friedman, Lennie	OL	6-3	293	29	7	Duke	WFA-05 (WASH)
12	Gage, Justin	WR	6-4	212	25	4	Missouri	D5b-03
90	Garay, Antonio	DT	6-3	303	26	2	Boston College	WFA-05 (CLE)
63	Garza, Roberto	G/C	6-2	305	27	6	Texas A&M-Kingsville	UFA-05 (ATL)
85	Gilmore, John	TE	6-5	257	26	5	Penn State	WFA-02 (NO)
9	Gould, Robbie	K	6-0	183	24	2	Penn State	WFA-05 (BAL)
67	Green, Jamaal	DE	6-2	258	26	2	Miami (FL)	WFA-05 (PHI)
14	Griese, Brian	QB	6-3	214	31	9	Michigan	WFA-06 (TB)
8	Grossman, Rex	QB	6-1	217	25	4	Florida	D1b-03
46	Harris, Chris	S	6-0	205	23	2	Louisiana-Monroe	D6-05
91	Harris, Tommie	DT	6-3	295	23	3	Oklahoma	D1-04
97	Haynes, Michael	DL	6-4	283	25	4	Penn State	D1a-03
92	Hillenmeyer, Hunter	LB	6-4	238	25	4	Vanderbilt	WFA-03 (GB)
25	Hollings, Tony	RB	5-11	217	24	4	Georgia Tech	WFA-06 (HOU)
71	Idonije, Israel	DL	6-6	270	25	3	Manitoba	WFA-03 (CLE)
53	Joe, Leon	LB	6-1	230	24	3	Maryland	WFA-05 (AZ)
47	Johnson, Bryan	FB	6-1	244	28	6	Boise State	TR-04 (WASH)
99	Johnson, Tank	DT	6-3	300	24	3	Washington	D2-04
35	Johnson, Todd	S	6-1	200	27	3	Florida	D4a-03
20	Jones, Thomas	RB	5-10	215	27	7	Virginia	UFA-04 (TB)
57	Kreutz, Olin	C	6-2	292	29	9	Washington	D3-98
73	Long, Khari	DE	6-4	257	24	2	Baylor	WFA-05 (KC)
65	Mannelly, Patrick	LS	6-5	265	31	9	Duke	D6b-98
24	Manning, Jr., Ricky	CB	5-9	188	25	4	UCLA	RFA-06 (CAR)
22	Marshall, Alfonso	CB	6-0	188	25	2	Miami (FL)	D7-04
4	Maynard, Brad	P	6-1	186	32	10	Ball State	UFA-01 (NYG)
36	McGowan, Brandon	S	5-11	205	22	2	Maine	UnFA-05
37	McKie, Jason	FB	5-11	243	26	5	Temple	WC-03 (DAL)
60	Metcalf, Terrence	G	6-3	318	28	5	Mississippi	D3-02
69	Miller, Fred	T	6-7	314	33	11	Baylor	WFA-05 (TEN)
72	Mitchell, Qasim	OL	6-5	347	26	5	North Carolina A&T	WFA-03 (CLE)
87	Muhammad, Muhsin	WR	6-2	215	33	11	Michigan State	WFA-05 (CAR)
59	Odom, Joe	LB	6-1	233	26	4	Purdue	D6a-03
93	Ogunleye, Adewale	DE	6-4	260	28	6	Indiana	TR-04 (MIA)
18	Orton, Kyle	QB	6-4	217	23	2	Purdue	D4-05
29	Peterson, Adrian	RB	5-10	210	26	5	Georgia Southern	D6a-02
82	Reid, Gabe	TE	6-3	252	29	4	Brigham Young	TEN PS-03
95	Scott, Ian	DT	6-3	302	24	4	Florida	D4b-03
78	St. Clair, John	T	6-5	315	28	7	Virginia	WFA-05 (MIA)
76	Tait, John	T	6-6	312	31	8	Brigham Young	RFA-04 (KC)
27	Thompson, Chris	CB	6-0	187	24	3	Nicholls State	WC-05 (JAX)
33	Tillman, Charles	CB	6-1	196	25	4	Louisiana-Lafayette	D2-03
54	Urlacher, Brian	LB	6-4	258	28	7	New Mexico	D1-00
31	Vasher, Nathan	CB	5-10	180	24	3	Texas	D4a-04
21	Wesley, Dante	CB	6-1	210	27	5	Arkansas-Pine Bluff	UFA-06 (CAR)
44	Worrell, Cameron	S	5-11	194	26	3	Fresno State	UnFA-03



# The Players

## First Year/Rookie Roster

### FIRST YEAR PLAYERS\*\* (11)

No.	Name	Pos	Ht	Wt	Age*	Exp	College	Acq
39	Amos, Willie	CB	6-0	186	23	1	Nebraska	UnFA-05
43	Belton, Keith	FB	6-0	232	25	1	Syracuse	DET PS-04
15	Bragg, Craig	WR	6-1	190	24	1	UCLA	WFA-05 (GB)
17	Currie, Airese	WR	5-11	185	23	1	Clemson	D5-05
37	Elimimian, Abraham	CB	5-10	190	24	1	Hawaii	WFA-05 (SD)
43	Harmon, Jason	S	5-11	209	24	1	Michigan State	UnFA-05
19	Harrell, Reggie	WR	6-3	210	25	1	Texas Christian	FA-05 (NYI)
68	Larsen, Stephen	LB	6-1	225	24	1	San Diego State	UnFA-05
68	Oakley, Anthony	OL	6-4	298	24	1	Western Kentucky	WFA-05 (CLE)
10	Symons, B.J.	QB	6-1	210	25	1	Texas Tech	WFA-05 (HOU)
64	Wilson, Rod	LB	6-2	230	24	1	South Carolina	D7-05

### ROOKIES (22)

No.	Name	Pos	Ht	Wt	Age*	Exp	College	Acq
75	Anderson, Mark	DE	6-4	255	23	R	Alabama	D5-06
25	Byrum, Dion	CB	5-10	192	23	R	Ohio	UnFA-06
86	Day, Tim	TE	6-3	255	22	R	Oregon	UnFA-06
98	Dvoracek, Dusty	DT	6-3	303	25	R	Oklahoma	D3-06
84	Fayton, C.J.	WR	6-2	205	23	R	Tennessee	UnFA-06
39	Hendricks, Carlos	CB	5-11	190	22	R	Alabama-Birmingham	UnFA-06
23	Hester, Devin	CB	5-11	186	23	R	Miami (FL)	D2b-06
1	Huston, Josh	K	6-1	200	24	R	Ohio State	UnFA-06
72	Leffew, Travis	G	6-4	296	24	R	Louisville	UnFA-06
75	LeVoi, Mark	T	6-7	310	23	R	Notre Dame	UnFA-06
38	Manning, Danieal	S	5-11	196	23	R	Abilene Christian	D2a-06
83	McClendon, Bryan	WR	5-11	184	22	R	Georgia	UnFA-06
73	McMeans, Tyler	G	6-4	325	26	R	Miami (FL)	UnFA-06
13	Phillmore, Mark	WR	5-10	185	21	R	Northwestern	UnFA-06
36	Pope, P.J.	RB	5-9	212	22	R	Bowling Green	UnFA-06
71	Reddick, Troy	T	6-5	325	22	R	Auburn	UnFA-06
64	Reed, Tyler	G	6-4	307	23	R	Penn State	D6b-06
48	Runnels, J.D.	FB	5-11	240	21	R	Oklahoma	D6a-06
45	Slay, Dwayne	S	6-3	210	21	R	Texas Tech	UnFA-06
6	Stelly, Joel	P	5-10	200	22	R	Louisiana-Monroe	UnFA-06
89	Wallace, Cooper	TE	6-3	258	24	R	Auburn	UnFA-06
52	Williams, Jamar	LB	6-0	234	21	R	Arizona State	D4-06

\* Age listed is as of the start of the regular season (9/11/05).

\*\* First year designation is for players who have previously been in a professional football league in either training camp, regular season, or post-season; but were not on the active roster (or IR) for at least six games.

## BEARS PRONUNCIATION GUIDE

Brendon Ayanbadejo (eye-on-buh-DAY-joe)  
 Robbie Gould (GOLD)  
 Israel Idonije (e-DON-e-jay)  
 Olin Kreutz (kroots)  
 Patrick Mannelly (MAN-uh-lee)  
 Jason McKie (muh-KEE)  
 Qasim Mitchell (kuh-SEEM)  
 Muhsin Muhammad  
 (moo-SIN moo-HAH-maad)  
 Adewale Ogundeye  
 (add-uh-WALLAY oh-GOON-lau-uh)  
 Brian Urlacher (err-LACK-er)

### COACHES

Bob Babich (BAB-itch)  
 Mike Bajakian (buh-JAKE-ee-un)  
 Harry Hiestand (HE-stand)  
 Dave Toub (TOBE)

# The Players

## Career NFL Stats of Active Bears

SCORING	TDs: Ru-Re-Rt	PAT	FG	S	Pts
Muhammad (10)	48 0 0	0 0 0	0 0 0	288	
Jones, T. (6)	28 0 0	0 0 0	0 0 0	168	
Clark (7)	0 14 0	0 0 0	0 0 0	84	
Gould (1)	0 0 0	19 21 0	82		
Brown, M. (6)	0 0 6	0 0 0	36		
Griese (8)	5 0 0	0 0 0	30		
Gage (3)	0 4 0	0 0 0	24		
Briggs (3)	0 0 3	0 0 0	18		
Peterson (4)	3 0 0	0 0 0	18		
Vasher (2)	0 0 3	0 0 0	18		
Berrian (2)	0 2 0	0 0 0	12		
Johnson, B. (6)	0 2 0	0 0 0	12		
Manning, Jr. (3)	0 0 2	0 0 0	12		
McKie (4)	0 2 0	0 0 0	12		
Urlacher (6)	0 1 1	0 0 0	12		
Gilmore (4)	0 1 0	0 0 0	6		
Grossman (3)	1 0 0	0 0 0	6		
Haynes (3)	0 0 1	0 0 0	6		
Tillman (3)	0 0 1	0 0 0	6		

RUSHING	No	Yds	Avg	Lg	TD
Jones, T. (6)	1,053	4,174	4.0	61	28
Peterson (4)	123	581	4.7	36	3
Benson (1)	67	272	4.1	36	0
Hollings (3)	49	149	3.0	17	0
Muhammad (10)	11	64	5.8	20	0
Berrian (2)	10	59	5.9	37	0
Grossman (3)	14	47	3.4	0	1
Orton (1)	24	44	1.8	15	0
Tait (7)	1	28	28.0	28	0
McKie (4)	4	23	5.8	13	0
Maynard (9)	1	20	20.0	20	0
Johnson, B. (6)	4	10	2.5	5	0

RECEIVING	No	Yds	Avg	Lg	TD
Muhammad (10)	646	8,501	13.2	72	48
Clark (7)	173	1,896	11.0	44	14
Jones, T. (6)	179	1,222	6.8	45	0
Gage (3)	60	840	14.0	57	4
Johnson, B. (6)	52	384	7.4	32	2
Berrian (2)	28	471	16.8	54	2
Bradley (1)	18	230	12.8	54	0
McKie (4)	18	92	5.1	15	2
Peterson (4)	13	101	7.8	30	0
Gilmore (4)	12	142	11.8	30	1
Hollings (3)	7	71	10.1	27	0
Reid (3)	3	20	6.8	10	0
Urlacher (6)	1	27	27.0	27	1
R. Brown (11)	1	-6	-6.0	-6	0
Kreutz (8)	1	-8	-8.0	-8	0

PUNTING	No	Yds	Avg	Net	TB	In20	Lg	B
Maynard (9)	837	35,179	42.0	36.1	71	266	75	5
Gould (1)	1	28	28.0	9.0	0	0	28	0

( ) Seasons in the NFL with at least 1 game played.  
Does not include postseason games.

PUNT RETURNS	Ret	FC	Yds	Avg	Lg	TD
Davis (1)	5	1	31	6.2	21	0
Berrian (2)	10	3	79	7.9	24	0

KICKOFF RETURNS	No	Yds	Avg	Lg	TD
Berrian (2)	17	385	22.6	41	0
Jones, T. (6)	17	271	15.9	25	0
Davis (1)	11	251	22.8	34	0
Peterson (4)	7	126	18.0	22	0
Bradley (1)	4	70	17.5	0	0
McKie (4)	3	29	9.7	17	0
Gilmore (4)	4	30	7.5	11	0
Johnson, B. (6)	1	15	15.0	15	0
Idonije (2)	1	0	0.0	0	0
Vasher (2)	1	0	0.0	0	0

INTERCEPTIONS	No	Yds	Avg	Lg	TD
Brown, M. (6)	14	248	12.0	72	4
Vasher (2)	13	322	24.8	71	2
Tillman (3)	9	199	22.1	95	1
Manning, Jr. (3)	9	99	11.0	30	2
Urlacher (6)	7	121	17.3	42	0
Briggs (3)	4	113	28.3	45	3
C. Harris (1)	3	44	14.7	49	0
Haynes (3)	1	45	45.0	45	1
Scott (3)	1	3	3.0	3	0
Ayanbadejo (3)	1	2	2.0	2	0
Brown, A. (4)	1	0	0.0	0	0
Hillmenmeyer (3)	1	0	0.0	0	0

DEFENSE	Tackles	Solo	FF	FR	PBU	Sack
Urlacher (6)	956	617	6	5	19	32.5
Brown, M. (6)	495	327	4	5	30	4.0
Briggs (3)	419	260	3	3	22	2.5
Brown, A. (4)	276	184	10	5	18	20.0
Ogunleye (5)	265	163	10	5	14	40.0
Tillman (3)	237	185	6	0	31	2.0
Manning, Jr. (3)	186	137	2	5	17	0.0
Hillmenmeyer (3)	161	88	1	1	3	3.5
Scott (3)	124	67	0	1	6	2.0
Boone (5)	118	76	1	2	8	8.5
Harris, T. (2)	117	71	3	2	0	6.5
Johnson, Todd (2)	106	74	0	1	6	0.0
Haynes (3)	89	55	2	0	1	5.5
Vasher (2)	87	69	1	1	23	0.0
C. Harris (1)	70	43	0	1	8	1.0
Johnson, Tank (2)	63	36	0	0	4	5.5
Wesley (4)	55	39	3	1	13	1.0
Odum (3)	49	27	0	0	1	0.0
Idonije (2)	37	23	0	0	1	2.0
Ayanbadejo (3)	31	15	0	0	1	0.0
McGowan (1)	29	20	0	0	0	0.0
Joe (2)	18	11	0	0	0	0.0
Worrell (3)	10	6	1	0	0	1.0
Green (3)	9	1	0	0	0	1.0
Cain (2)	8	6	0	0	1	0.0
Davis (1)	7	5	0	0	0	0.0
Holly (1)	7	0	0	0	2	0.0
Thompson (2)	7	6	0	0	0	0.0

PASSING	Att	Cmp	Yds	Cmp%	Y/Att	TD	TD%	Int	Int%	Lg	Sack/Lost	Rating
Griese (8)	2,318	1,463	16,344	63.1	7.05	103	4.4	78	3.4	88	166/1,121	84.8
Orton (1)	368	190	1,869	51.6	5.08	9	2.4	13	3.5	54	30/190	59.7
Grossman (3)	195	105	1,303	53.8	6.68	4	2.1	6	3.1	59	10/72	68.8
Maynard (9)	5	3	57	66.7	13.0	2	66.7	0	0.0	27	0/0	149.3
Urlacher (6)	3	1	18	33.3	6.00	0	0.0	0	0.0	0	0/0	54.9



# The Players

## How the 2006 Bears were Built

YEAR	DRAFT	FREE AGENTS / WAIVERS	TRADE
2006	2. Danieal Manning 2. Devin Hester 3. Dusty Dvoracek 4. Jamar Williams 5. Mark Anderson 6. J.D. Runnels 6. Tyler Reed	Dion Byrum (UnFA) Tim Day (UnFA) C.J. Fayton (UnFA) Brian Griese (WFA-TB) Carlos Hendricks (UnFA) Tony Hollings (WFA-HOU) Josh Huston (UnFA) Travis Leffew (UnFA) Mark LeVoi (UnFA) Ricky Manning, Jr. (RFA-CAR) Bryan McClendon (UnFA) Tyler McMeans (UnFA) Mark Philmore (UnFA) P.J. Pope (UnFA) Troy Reddick (UnFA) Dwayne Slay (UnFA) Joel Stelly (UnFA) Cooper Wallace (UnFA) Dante Wesley (UFA-CAR)	
2005	1. Cedric Benson 2. Mark Bradley 4. Kyle Orton 5. Airese Currie 6. Chris Harris 7. Rod Wilson	Willie Amos (UnFA) Craig Bragg (WFA-GB) Rashied Davis (UFA-AFL) Abraham Elimimian (WFA-SD) Lennie Friedman (WFA-WASH) Antonio Garay (WFA-CLE) Roberto Garza (UFA-ATL) Robbie Gould (WFA-BALT) Jamaal Green (WFA-PHI) Jason Harmon (UnFA) Reggie Harrell (WFA-NYJ) T.J. Hollowell (WFA-MIA) Daven Holly (WC-SF) Leon Joe (WFA-AZ) Stephen Larsen (UnFA) Khari Long (WFA-KC) Brandon McGowan (UnFA) Fred Miller (WFA-TEN) Muhsin Muhammad (WFA-CAR) Anthony Oakley (WFA-CLE) John St. Clair (WFA-MIA) B.J. Symons (WFA-HOU) Chris Thompson (WC-JAX)	Brendon Ayanbadejo (MIA)
2004	1. Tommie Harris 2. Tank Johnson 3. Bernard Berrian 4. Nathan Vasher 7. Alfonso Marshall	Keith Belton (DET-PS) Ruben Brown (WFA-BUF) Jeremy Cain (UnFA) Thomas Jones (UFA-TB) John Tait (RFA-KC)	Bryan Johnson (WASH) Adewale Ogunleye (MIA)
2003	1. Michael Haynes 1. Rex Grossman 2. Charles Tillman 3. Lance Briggs 4. Todd Johnson 4. Ian Scott 5. Justin Gage 6. Joe Odom	Desmond Clark (UFA-MIA) Hunter Hillenmeyer (WFA-GB) Israel Idonije (WFA-CLE) Jason McKie (WC-DAL) Qasim Mitchell (WFA-CLE) Gabe Reid (TEN-PS) Cameron Worrell (UnFA)	
2002	3. Terrence Metcalfe 4. Alex Brown 6. Adrian Peterson	Steve Edwards (PHI-PS) John Gilmore (WFA-NO)	
2001		Brad Maynard (UFA-NYG)	
2000	1. Brian Urlacher 2. Mike Brown	Alfonso Boone (DET-PS)	
1998	3. Olin Kreutz 6. Patrick Mannelly		

# The Players

## How the '06 Bears Got to NFL

### ROUND 1 (8)

Cedric Benson (4), 2005 by Chicago  
 Tommie Harris (14), 2004 by Chicago  
 Michael Haynes (14), 2003 by Chicago  
 Rex Grossman (22), 2003 by Chicago  
 Thomas Jones (7), 2000 by Arizona  
 Brian Urlacher (9), 2000 by Chicago  
 John Tait (14), 1999 by Kansas City  
 Ruben Brown (14), 1995 by Buffalo

### ROUND 2 (8)

Danial Manning (42), 2006 by Chicago  
 Devin Hester (57), 2006 by Chicago  
 Mark Bradley (39), 2005 by Chicago  
 Tank Johnson (47), 2004 by Chicago  
 Charles Tillman (35), 2003 by Chicago  
 Mike Brown (39), 2000 by Chicago  
 Lennie Friedman (61) 1999 by Denver  
 Muhsin Muhammad (43), 1996 by Carolina

### ROUND 3 (9)

Dusty Dvoracek (73), 2006 by Chicago  
 Bernard Berrian (78), 2004 by Chicago  
 Lance Briggs (68), 2003 by Chicago  
 Ricky Manning, Jr. (82), 2003 by Carolina  
 Terrence Metcalf (93), 2002 by Chicago  
 John St. Clair (94), 2000 by St. Louis  
 Olin Kreutz (64), 1998 by Chicago  
 Brian Griese (91), 1998 by Denver  
 Brad Maynard (95), 1997 by New York Giants

### ROUND 4 (10)

Jamar Williams (120), 2006 by Chicago  
 Kyle Orton (106), 2005 by Chicago  
 Nathan Vasher (110), 2004 by Chicago  
 Leon Joe (112), 2004 by Chicago  
 Todd Johnson (100), 2003 by Chicago  
 Ian Scott (116), 2003 by Chicago  
 Jamaal Green (131), 2003 by Philadelphia  
 Dante Wesley (100), 2002 by Carolina  
 Alex Brown (104), 2002 by Chicago  
 Roberto Garza (99), 2001 by Atlanta

### ROUND 5 (6)

Mark Anderson (159), 2006 by Chicago  
 Airese Currie (140), 2005 by Chicago  
 Chris Thompson (150), 2004 by Jacksonville  
 Justin Gage (143), 2003 by Chicago  
 Hunter Hillenmeyer (166), 2003 by Green Bay  
 Fred Miller (141), 1996 by St. Louis

### ROUND 6 (11)

J.D. Runnels (195), 2006 by Chicago  
 Tyler Reed (200), 2006 by Chicago  
 Chris Harris (181), 2005 by Chicago  
 Craig Bragg (195), 2005 by Green Bay  
 Khari Long (199), 2005 by Kansas City

Joe Odom (191), 2003 by Chicago  
 Antonio Garay (195), 2003 by Cleveland  
 John Gilmore (196), 2002 by New Orleans  
 Adrian Peterson (199), 2002 by Chicago  
 Desmond Clark (179), 1999 by Denver  
 Pat Mannelly (189), 1998 by Chicago

### ROUND 7 (5)

Daven Holly (215), 2005 by San Francisco  
 Rod Wilson (220), 2005 by Chicago  
 Alfonso Marshall (215), 2004 by Chicago  
 B.J. Symons (248), 2004 by Houston  
 Alfonso Boone (253), 2000 by Detroit

### UNDRAFTED FREE AGENT (35)

Dion Byrum, 2006 by Chicago  
 Tim Day, 2006 by Chicago  
 C.J. Fayton, 2006 by Chicago  
 Carlos Hendricks, 2006 by Chicago  
 Josh Huston, 2006 by Chicago  
 Travis Leffew, 2006 by Chicago  
 Mark LeVoi, 2006 by Chicago  
 Bryan McClendon, 2006 by Chicago  
 Tyler McMeans, 2006 by Chicago  
 Mark Philmore, 2006 by Chicago  
 P.J. Pope, 2006 by Chicago  
 Troy Reddick, 2006 by Chicago  
 Dwayne Slay, 2006 by Chicago  
 Joel Stelly, 2006 by Chicago  
 Cooper Wallace, 2006 by Chicago  
 Willie Amos, 2005 by Chicago  
 Abraham Elimiyan, 2005 by San Diego  
 Robbie Gould, 2005 by New England  
 Jason Harmon, 2005 by Chicago  
 Reggie Harrell, 2005 by Dallas  
 Stephen Larsen, 2005 by Chicago  
 Brandon McGowan, 2005 by Chicago  
 Keith Belton, 2004 by Detroit  
 Jeremy Cain, 2004 by Chicago  
 T.J. Hollowell, 2004 by New York Giants  
 Anthony Oakley, 2004 by Cleveland  
 Israel Idonije, 2003 by Cleveland  
 Gabe Reid, 2003 by New York Jets  
 Cameron Worrell, 2003 by Chicago  
 Steve Edwards, 2002 by Philadelphia  
 Jason McKie, 2002 by Philadelphia  
 Qasim Mitchell, 2002 by Cleveland  
 Bryan Johnson, 2000 by Washington  
 Adewale Ogunleye, 2000 by Miami  
 Brendon Ayanbadejo, 1999 by Atlanta

### UNRESTRICTED FREE AGENT (1)


Rashied Davis, 2005 [AFL]

### SUPPLEMENTAL DRAFT (1)


Tony Hollings, 2003 by Houston



# Year-in-Review



**Brian Urlacher**  
2005 Defensive Player of the Year



**Lovie Smith**  
2005 Coach of the Year

# Year-in-Review

## 2005 Final Statistics

### WON 11, LOST 5

09/11	at Washington	L	7-9	90,138
09/18	DETROIT	W	38-6	62,019
09/25	CINCINNATI	L	7-24	62,045
10/09	at Cleveland	L	10-20	73,079
10/16	MINNESOTA	W	28-3	62,143
10/23	BALTIMORE	W	10-6	62,102
10/30	at Detroit	W	19-13 ot	61,814
11/06	at New Orleans*	W	20-17	32,637
11/13	SAN FRANCISCO	W	17-9	62,153
11/20	CAROLINA	W	13-3	62,156
11/27	at Tampa Bay	W	13-10	65,506
12/04	GREEN BAY	W	19-7	62,177
12/11	at Pittsburgh	L	9-21	61,237
12/18	ATLANTA	W	16-3	62,170
12/25	at Green Bay	W	24-17	69,757
01/01	at Minnesota	L	10-34	64,023

\*Baton Rouge, La.

	Bears	Opp
<b>TOTAL FIRST DOWNS</b>	<b>233</b>	<b>259</b>
Rushing	99	83
Passing	111	153
Penalty	23	23
3rd Down: Made/Att	62/215	76/238
3rd Down Pct.	28.8	31.9
4th Down: Made/Att	7/16	6/20
4th Down Pct.	43.8	30.0
<b>POSSESSION AVG.</b>	<b>28:41</b>	<b>31:19</b>
<b>TOTAL NET YARDS</b>	<b>4101</b>	<b>4509</b>
Avg. Per Game	256.3	281.8
Total Plays	937	1034
Avg. Per Play	4.4	4.4
<b>NET YARDS RUSHING</b>	<b>2099</b>	<b>1637</b>
Avg. Per Game	131.2	102.3
Total Rushes	488	443
<b>NET YARDS PASSING</b>	<b>2002</b>	<b>2872</b>
Avg. Per Game	125.1	179.5
Sacked/Yards Lost	31/199	41/275
Gross Yards	2201	3147
Attempts/Completions	418/219	550/313
Completion Pct.	52.4	56.9
Had Intercepted	15	24
<b>PUNTS/AVERAGE</b>	<b>98/40.5</b>	<b>97/41.1</b>
<b>NET PUNTING AVG.</b>	<b>98/35.0</b>	<b>97/35.1</b>
<b>PENALTIES/YARDS</b>	<b>105/850</b>	<b>118/1016</b>
<b>FUMBLES/BALL LOST</b>	<b>32/13</b>	<b>26/10</b>
<b>TOUCHDOWNS</b>	<b>28</b>	<b>20</b>
Rushing	11	9
Passing	11	10
Returns	6	1

SCORE BY PERIOD	1	2	3	4	OT	Tot
BEARS	54	82	54	64	6	260
OPPONENTS	35	69	34	64	0	202

### SCORING TDs: Ru-Pa-Rt K-PAT FG 2Pt Pts

Gould	0	0	0	0	19/20	21/27	0	82
T. Jones	9	9	0	0			0	54
Muhammad	4	0	4	0			0	24
Clark	2	0	2	0			0	12
M. Edwards	2	0	2	0			0	12
Gage	2	0	2	0			0	12
Peterson	2	2	0	0			0	12
Vasher	2	0	0	2			0	12
Brien	0	0	0	0	7/7	1/4	0	10
Briggs	1	0	0	1			0	6
M. Brown	1	0	0	1			0	6
Gilmore	1	0	1	0			0	6
Tillman	1	0	0	1			0	6
Wade	1	0	0	1			0	6
<b>BEARS</b>	<b>28</b>	<b>11</b>	<b>11</b>	<b>6</b>	<b>26/27</b>	<b>22/31</b>	<b>0</b>	<b>260</b>
<b>OPPS.</b>	<b>20</b>	<b>9</b>	<b>10</b>	<b>1</b>	<b>19/20</b>	<b>21/29</b>	<b>0</b>	<b>202</b>

2-Pt. Conversions: BEARS 0-0, OPPONENTS: 0-0

RUSHING	No	Yds	Avg	Lg	TD
Thomas Jones	314	1335	4.3	42	9
Adrian Peterson	76	391	5.1	36	2
Cedric Benson	67	272	4.1	36	0
Kyle Orton	24	44	1.8	15	0
Bernard Berrian	2	31	15.5	37	0
Jason McKie	3	22	7.3	13	0
Bryan Johnson	1	5	5.0	5	0
Jeff Blake	1	-1	-1.0	-1	0
<b>BEARS</b>	<b>488</b>	<b>2099</b>	<b>4.3</b>	<b>42</b>	<b>11</b>
<b>OPPONENTS</b>	<b>443</b>	<b>1637</b>	<b>3.7</b>	<b>61t</b>	<b>9</b>

RECEIVING	No	Yds	Avg	Lg	TD
M. Muhammad	64	750	11.7	33	4
Justin Gage	31	346	11.2	25	2
Thomas Jones	26	143	5.5	41	0
Desmond Clark	24	229	9.5	31	2
Mark Bradley	18	230	12.8	54	0
Bernard Berrian	13	246	18.9	54	0
Bobby Wade	10	80	8.0	17	0
Marc Edwards	10	66	6.6	13	2
Adrian Peterson	7	48	6.9	18	0
Bryan Johnson	5	15	3.0	7	0
Jason McKie	4	15	3.8	11	0
Gabe Reid	3	20	6.7	10	0
Eddie Berlin	2	9	4.5	9	0
Cedric Benson	1	3	3.0	3	0
John Gilmore	1	1	1.0	1t	1
<b>BEARS</b>	<b>219</b>	<b>2201</b>	<b>10.1</b>	<b>54</b>	<b>11</b>
<b>OPPONENTS</b>	<b>313</b>	<b>3147</b>	<b>10.1</b>	<b>56</b>	<b>10</b>



## Year-in-Review

INTERCEPTIONS	No	Yds	Avg	Lg	TD
Nathan Vasher	8	145	18.1	46	1
Charles Tillman	5	172	34.4	95	1
Mike Brown	3	116	38.7	72	1
Chris Harris	3	44	14.7	44	0
Lance Briggs	2	30	15.0	20	1
Mike Green	1	14	14.0	14	0
Ian Scott	1	3	3.0	3	0
Hunter Hillenmeyer	1	0	0.0	0	0
<b>BEARS</b>	<b>24</b>	<b>524</b>	<b>21.8</b>	<b>95</b>	<b>4</b>
<b>OPPONENTS</b>	<b>15</b>	<b>66</b>	<b>4.4</b>	<b>25</b>	<b>0</b>

KICK RETURNS	No	Yds	Avg	Lg	TD
Jerry Azumah	32	705	22.0	40	0
Rashied Davis	11	251	22.8	34	0
Mark Bradley	4	70	17.5	23	0
Jason McKie	3	29	9.7	17	0
Adrian Peterson	2	32	16.0	19	0
John Gilmore	1	5	5.0	5	0
Israel Idonije	1	0	0.0	0	0
Nathan Vasher	1	0	0.0	0	0
<b>BEARS</b>	<b>55</b>	<b>1092</b>	<b>19.9</b>	<b>40</b>	<b>0</b>
<b>OPPONENTS</b>	<b>63</b>	<b>1255</b>	<b>19.9</b>	<b>45</b>	<b>0</b>

**SACKS:** Ogunleye 10, A. Brown 6, Urlacher 6, Ta. Johnson 5, T. Harris 5, Briggs 2, Boone 1.5, Haynes 1.5, Azumah 1, M. Brown 1, C. Harris 1, Hillenmeyer 1, Odonije 1, Tillman 1, **BEARS: 41.0. OPPONENTS: 31.0**

PUNTING	No	Yds	Avg	Net	TB	In20	Lg	B
B. Maynard	96	3937	41.0	35.3	11	24	63	1
R. Gould	1	28	28.0	9.0	0	0	28	0
BEARS	98	3965	40.5	35.0	11	24	63	1
OPP.	97	3982	41.1	35.1	8	27	59	0

PUNT RETURNS	Ret	FC	Yds	Avg	Lg	TD
Bobby Wade	33	9	317	9.6	73t	1
Bernard Berrian	8	3	69	8.6	24	0
Rashied Davis	5	1	31	6.2	21	0
BEARS	46	13	417	9.1	73t	1
OPPONENTS	39	13	312	8.0	85t	1

<b>FIELD GOALS</b>	<b>1-19</b>	<b>20-29</b>	<b>30-39</b>	<b>40-49</b>	<b>50+</b>
Robbie Gould	0/0	9/9	9/10	3/8	0/0
Doug Brien	0/0	0/0	0/2	1/2	0/0
<b>BEARS</b>	0/0	9/9	9/12	4/10	0/0
<b>OPPONENTS</b>	2/2	7/8	7/10	4/6	1/3
<b>Gould:</b>	( ) ( ) ( ) (44G, 48N)	( ) (23G, 47N) (38G, 20G) (35G, 47N, 28G) (39N, 37G) (33G, 39G) (25G, 36G) (21G, 40G, 25G, 35G, 43N) (29G) (35G, 29G, 39G, 44N) (45G) (22G)			
<b>Brien:</b>	( ) (48G, 48N, 36N) (39N) ( ) ( ) ( ) ( ) ( ) ( ) ( ) ( ) ( ) ( ) ( ) ( )				
<b>Opponents:</b>	(40G, 43G, 19G) ( ) (33G) (19G, 44G; 52N, 23G, 32B) (40G, 29G) (46N, 32G, 30G) (22G) (30G, 52N, 34G, 29G) (46N, 38G) (27G, 29N) ( ) ( ) (30G) (38N, 39N, 26G) (54G, 27G)				

PASSING	Att	Cmp	Yds	Cmp%	Yd/Att	TD	TD%	Int	Int%	Lg	Sack/Lost	Rating
Kyle Orton	368	190	1869	51.6	5.08	9	2.4	13	3.5	54	30/190	59.7
Rex Grossman	39	20	259	51.3	6.64	1	2.6	2	5.1	54	1/9	59.7
Jeff Blake	9	8	55	88.9	6.11	1	11.1	0	0.0	17	0/0	129.2
Brad Maynard	2	1	18	50.0	9.00	0	0.0	0	0.0	18	0/0	81.3
BEARS	418	219	2201	52.4	5.27	11	2.6	15	3.6	54	31/199	61.5
OPPONENT'S	550	313	3147	56.9	5.72	10	1.8	24	4.4	56	41/275	61.2

## NFC NORTH FUTURE OPPONENTS

## CHICAGO BEARS

2007		2008	
Home	Away	Home	Away
DAL	PHL	NO	ATL
NYG	WAS	TB	CAR
DEN	OAK	JAX	HOU
KC	SD	TEN	IND
NECS	NECW	NECE	NFCW

## DETROIT LIONS

2007		2008	
<u>Home</u>	<u>Away</u>	<u>Home</u>	<u>Away</u>
DAL	PHL	NO	ATL
NYG	WAS	TB	CAR
DEN	OAK	JAX	HOU
KC	SD	TEN	IND
NFCN	NFCW	NFCN	NFCW

## GREEN BAY PACKERS

2007		2008	
<u>Home</u>	<u>Away</u>	<u>Home</u>	<u>Away</u>
PHL	DAL	ATL	NO
WAS	NYG	CAR	TB
OAK	DEN	HOU	JAX
SD	KC	IND	TEN
NECS	NECW	NECE	NFCW

**MINNESOTA VIKINGS**

2007		2008	
Home	Away	Home	Away
PHL	DAL	ATL	NO
WAS	NYG	CAR	TB
OAK	DEN	HOU	JAX
SD	KC	IND	TEN
NFCs	NFCW	NECE	NFCW

# Year-in-Review

## Defensive & Special Teams Stats

Defense	TT	ST	AT	TFL	S - YL	INT - YR	PBU	FF	FR - YR
Brian Urlacher	171	101	70	10	6.0 - 44	-	7	1	-
Lance Briggs	170	86	84	8	2.0 - 12	2 - 30	13	3	2 - 0
Charles Tillman	104	84	20	0	1.0 - 10	5 - 172	18	4	-
Mike Brown	89	67	22	2	1.0 - 9	3 - 116	6	1	-
Adewale Ogunleye	77	48	29	8	10.0 - 55	-	4	2	1 - 0
Alex Brown	75	48	27	9	6.0 - 55	-	8	3	-
Hunter Hillenmeyer	71	38	33	5	1.0 - 11	1 - 0	2	-	-
Chris Harris	70	43	27	3	1.0 - 6	3 - 44	8	-	1 - 49
Tommie Harris	59	38	21	7	3.0 - 16	-	-	2	2 - 0
Nathan Vasher	57	43	14	0	-	8 - 145	18	1	-
Jerry Azumah	45	37	8	0	1.0 - 0	-	6	-	-
Mike Green	51	32	19	0	-	1 - 14	5	2	1 - 0
Ian Scott	44	24	20	7	-	1 - 3	4	-	-
Tank Johnson	37	26	11	4	5.0 - 34	-	4	-	-
Todd Johnson	34	21	13	0	-	-	2	-	-
Brandon McGowan	29	20	9	1	-	-	-	-	-
Alfonso Boone	22	11	11	2	1.5 - 10	-	3	-	-
Leon Joe	18	11	7	0	-	-	-	-	-
Michael Haynes	17	6	11	1	1.5 - 5	-	-	-	-
Israel Idonije	16	10	6	1	1.0 - 8	-	1	-	-
Brendon Ayanbadejo	11	6	5	0	-	-	-	-	-
Jeremy Cain	8	6	2	0	-	-	1	-	-
Chris Thompson	7	6	1	0	-	-	-	-	-
Rashied Davis	7	5	2	0	-	-	-	-	-
Daven Holly	7	0	7	0	-	-	2	-	-
<b>Team Totals</b>	<b>1296</b>	<b>817</b>	<b>479</b>	<b>68</b>	<b>41 - 275</b>	<b>24 - 524</b>	<b>112</b>	<b>19</b>	<b>7 - 49</b>

KEY: TT=Total Tackles; ST=Solo Tackles; AT=Assisted Tackles; S-YL=Sacks-Yards Lost; INT-YR=Interceptions-Yards Returned; PBU=Pass Break-Ups; FF=Forced Fumbles; FR-YR=Fumbles Recovered-Yards Returned.  
(Compiled from coaches watching game films)

Special Teams	TT	ST	AT	FF	FR
Ayanbadejo	25	23	2	1	0
Joe	21	12	9	1	0
Peterson	18	9	9	0	0
To, Johnson	16	12	4	0	0
Green	11	7	4	0	0
Davis	10	2	8	0	0
Hillenmeyer	9	8	1	0	0
Thompson	8	5	3	0	1
Idonije	6	5	1	0	0
Reid	6	5	1	0	0
Harris	5	4	1	0	0
Mannelly	5	2	3	0	0
Gilmore	5	2	3	0	0
Ford	4	3	1	0	0
McGowan	4	3	1	0	0
Berlin	3	2	1	0	0
McKie	3	0	3	0	0
Gould	2	2	0	0	0
Gage	1	1	0	0	0
Maynard	1	1	0	0	0
St. Clair	1	0	1	0	0
Brien	1	0	1	0	0
Odom	0	0	0	0	1
<b>Team Totals</b>	<b>165</b>	<b>108</b>	<b>57</b>	<b>2</b>	<b>2</b>

### QUARTERBACKS SACKS (41.0)

Ogunleye (10.0): at WASH, vs. CIN, vs. BAL, at NO, 3 vs. CAR, 2 at TB, vs. ATL	Briggs (2.0): at WASH, at CLE
Urlacher (6.0): at WASH, 2 vs. DET, at CLE, 2 vs. MIN	Boone (1.5): vs. BAL, vs. CAR
A. Brown (6.0): at DET, 2 vs. CAR, 2 at TB, at GB	Haynes (1.5): vs. BAL, vs. CAR
Ta. Johnson (5.0): 2 vs. BAL, at DET, vs. ATL, at GB	Azumah (1.0): vs. DET
T. Harris (3.0): at CLE, vs. MIN, vs. CAR	M. Brown (1.0): vs. GB
	C. Harris (1.0): at NO
	Hillenmeyer (1.0): at NO
	Odonije (1.0): vs. MIN
	Tillman (1.0): vs. GB

### OPPONENT FUMBLE RECOVERIES (10)

T. Harris (2): at WASH, at TB	C. Harris (1): at NO
Briggs (2): vs. CIN, vs. GB	Odom (1): (ST) at WASH
Gage (1): vs. ATL	Ogunleye (1): at WASH
Green (1): at NO	Thompson (1): (ST) vs. SF

### INTERCEPTIONS (24)

Vasher (8): at WASH, 2 vs. DET, at NO, 2 vs. CAR, vs. GB, vs. ATL	C. Harris (3): vs. MIN, 2 at GB
Tillman (5): at CLE, vs. MIN, at DET, vs. GB, at GB	Briggs (2): vs. DET, at GB
M. Brown (3): vs. DET, at CLE, vs. SF	Green (1): vs. ATL
	Hillenmeyer (1): at NO
	Scott (1): vs. DET

### DEFENSIVE/SPECIAL TEAMS SCORES (6)

Vasher (2): 108-yd missed FG return vs. SF; 45-yd INT return TD vs. GB	Wade (1): 73-yd punt return TD vs. DET
M. Brown (1): 41-yd INT return TD vs. DET	Briggs (1): 10-yd INT return TD at GB
Tillman (1): 22-yd INT return TD at DET	



# Year-in-Review

## 2005 Participation Chart

	Regular Season	GP	GS	DNP	INA	9/11	9/18	9/25	10/2	10/9	10/16	10/23	10/30	11/6	11/13	11/20	11/27	12/4	12/11	12/18	12/25	1/1
Ayanbadejo, Brendon	16-0-0-0	sub	sub	sub	sub	sub	sub	sub	sub	sub	sub	sub	sub	sub	sub	sub	sub	sub	sub	sub	sub	sub
Azumah, Jerry	15-1-0-1	sub	sub	sub	3DB	sub	sub	sub	sub	sub	sub	sub	sub	sub	sub	sub	sub	sub	sub	sub	sub	X
Benson, Cedric	9-1-1-6	sub	sub	DNP	sub	sub	sub	sub	sub	sub	sub	sub	sub	RB	X	X	X	X	X	X	sub	sub
Berlin, Eddie	5-0-0-1	mvt	mvt	mvt	mvt	mvt	mvt	mvt	mvt	mvt	mvt	mvt	mvt	mvt	mvt	mvt	mvt	mvt	mvt	mvt	mvt	sub
Berrian, Bernard	11-2-0-5	sub	sub	sub	sub	sub	sub	sub	sub	sub	sub	X	X	X	X	X	WR	sub	sub	sub	sub	WR
Blake, Jeff	2-0-11-3	DNP	sub	DNP	DNP	DNP	DNP	DNP	DNP	DNP	DNP	DNP	DNP	DNP	DNP	DNP	DNP	DNP	3QB	3QB	3QB	sub
Boone, Alfonso	16-1-0-0	sub	sub	sub	sub	sub	sub	sub	sub	sub	sub	sub	sub	sub	sub	sub	sub	sub	sub	sub	sub	DL
Bradley, Mark	7-4-0-0	sub	sub	sub	WR	WR	WR	WR	WR	WR	WR	WR	WR	IR	IR	IR	IR	IR	IR	IR	IR	IR
Briggs, Doug	3-0-0-1	sub	sub	sub	X	mvt	mvt	mvt	mvt	mvt	mvt	mvt	mvt	mvt	mvt	mvt	mvt	mvt	mvt	mvt	mvt	nwt
Briggs, Lance	16-16-0-0	WLB	WLB	WLB	WLB	WLB	WLB	WLB	WLB	WLB	WLB	WLB	WLB	WLB	WLB	WLB	WLB	WLB	WLB	WLB	WLB	WLB
Brown, Alex	16-16-0-0	RDE	RDE	RDE	RDE	RDE	RDE	RDE	RDE	RDE	RDE	RDE	RDE	RDE	RDE	RDE	RDE	RDE	RDE	RDE	RDE	RDE
Brown, Mike	12-12-0-4	SS	SS	SS	SS	SS	SS	SS	SS	SS	SS	SS	SS	SS	SS	SS	SS	SS	SS	X	X	X
Brown, Ruben	12-12-0-4	LG	LG	LG	LG	LG	LG	LG	LG	LG	LG	LG	LG	LG	LG	LG	LG	LG	LG	LG	LG	LG
Cain, Jeremy	3-0-0-0	PS	PS	PS	PS	PS	PS	PS	PS	PS	PS	PS	PS	PS	PS	PS	PS	PS	PS	sub	sub	sub
Clark, Desmond	16-16-0-0	TE	TE	TE	TE	TE	TE	TE	TE	TE	TE	TE	TE	TE	TE	TE	TE	TE	TE	TE	TE	TE
Colombo, Marc	1-0-0-0	sub	nwt	nwt	nwt	nwt	nwt	nwt	nwt	nwt	nwt	nwt	nwt	nwt	nwt	nwt	nwt	nwt	nwt	nwt	nwt	nwt
Currie, Airose	0-0-0-1	NFI	NFI	NFI	NFI	NFI	NFI	NFI	NFI	NFI	NFI	NFI	NFI	NFI	NFI	NFI	X	IR	IR	IR	IR	IR
Davis, Rashied	12-0-0-4	sub	sub	sub	sub	X	X	X	X	X	X	X	X	sub	sub	sub	sub	sub	sub	sub	sub	sub
Edwards, Marc	8-5-0-0	FB	FB	FB	FB	sub	sub	sub	sub	sub	sub	sub	sub	FB	nwt	nwt	nwt	nwt	nwt	nwt	nwt	nwt
Edwards, Steve	6-0-3-3	nwt	nwt	nwt	nwt	sub	DNP	DNP	DNP	DNP	DNP	DNP	DNP	sub	X	X	X	X	sub	sub	sub	sub
Ford, Carl	10-0-0-0	sub	sub	sub	sub	sub	sub	sub	sub	sub	sub	sub	sub	sub	sub	sub	nwt	nwt	nwt	nwt	nwt	nwt
Friedman, Lennie	1-0-1-3	nwt	nwt	nwt	nwt	nwt	nwt	nwt	nwt	nwt	nwt	nwt	nwt	nwt	nwt	nwt	nwt	X	DNP	X	DNP	sub
Gage, Justin	15-11-0-1	WR	WR	WR	sub	sub	X	sub	WR	WR	WR	WR	WR	WR	WR	WR	WR	WR	WR	WR	WR	WR
Garza, Roberto	16-7-0-0	sub	sub	sub	sub	LG	LG	LG	LG	sub	sub	sub	sub	sub	sub	sub	sub	sub	sub	sub	sub	sub
Gilmore, John	16-0-0-0	sub	sub	sub	sub	sub	sub	sub	sub	sub	sub	sub	sub	sub	sub	sub	sub	sub	sub	sub	sub	sub
Gould, Robbie	13-0-0-0	mvt	nwt	mvt	sub	sub	sub	sub	sub	sub	sub	sub	sub	sub	sub	sub	sub	sub	sub	sub	sub	sub
Green, Mike	16-3-0-0	PS	sub	sub	sub	sub	sub	sub	sub	sub	sub	sub	sub	sub	sub	sub	sub	sub	PS	SS	sub	sub
Grossman, Rex	2-1-2-12	X	X	X	X	X	X	X	X	X	X	X	X	X	X	3QB	3QB	3QB	DNP	sub	sub	DNP
Harris, Chris	14-13-0-2	sub	PS	PS	PS	PS	PS	PS	PS	PS	PS	PS	PS	PS	PS	PS	PS	PS	X	X	PS	PS
Harris, Tommie	16-16-0-0	DT	DT	DT	DT	DT	DT	DT	DT	DT	DT	DT	DT	DT	DT	DT	DT	DT	DT	DT	DT	DT
Haynes, Michael	11-0-0-5	sub	sub	sub	sub	X	sub	X	sub	sub	sub	sub	sub	sub	sub	X	X	X	sub	sub	sub	sub
Hillmeier, Hunter	13-12-0-3	SLB	SLB	sub	SLB	SLB	SLB	SLB	SLB	SLB	SLB	SLB	SLB	SLB	SLB	SLB	SLB	SLB	X	X	X	X
Holly, Daven	3-0-1-12	X	X	X	X	X	X	X	X	X	X	X	X	X	X	X	X	sub	sub	sub	DNP	sub
Ideonji, Israel	11-1-0-5	X	X	X	X	sub	sub	sub	sub	sub	sub	sub	sub	sub	sub	sub	sub	sub	sub	sub	sub	DE
Joe, Leon	14-1-0-2	X	X	sub	sub	sub	sub	sub	sub	sub	sub	sub	sub	sub	sub	sub	sub	sub	sub	sub	sub	sub
Johnson, Bryan	7-6-0-2	PUP	PUP	PUP	PUP	PUP	PUP	PUP	PUP	PUP	PUP	PUP	PUP	sub	FB	FB	FB	FB	FB	X	FB	X
Johnson, Tank	16-4-0-0	sub	sub	sub	sub	sub	sub	sub	sub	sub	sub	sub	sub	sub	sub	sub	sub	sub	sub	sub	sub	sub
Johnson, Todd	14-2-0-2	sub	sub	sub	DB	sub	sub	sub	sub	sub	sub	sub	sub	X	sub	sub	sub	sub	SS	X	sub	sub
Jones, Thomas	15-15-0-1	RB	RB	RB	RB	RB	RB	RB	RB	RB	RB	RB	RB	RB	RB	RB	RB	RB	RB	RB	RB	RB
Kittner, Kurt	0-0-0-10	3QB	3QB	3QB	3QB	3QB	3QB	3QB	3QB	3QB	3QB	3QB	3QB	3QB	3QB	3QB	nwt	nwt	nwt	nwt	nwt	nwt
Kreutz, Olin	16-16-0-0	C	C	C	C	C	C	C	C	C	C	C	C	C	C	C	C	C	C	C	C	C
Mannely, Patrick	16-0-0-0	sub	sub	sub	sub	sub	sub	sub	sub	sub	sub	sub	sub	sub	sub	sub	sub	sub	sub	sub	sub	sub
Maynard, Brad	16-0-0-0	sub	sub	sub	sub	sub	sub	sub	sub	sub	sub	sub	sub	sub	sub	sub	sub	sub	sub	sub	sub	sub
McGowan, Brandon	8-3-0-8	sub	X	X	X	X	X	X	X	X	X	X	X	sub	sub	sub	sub	X	sub	SS	SS	SS
McKie, Jason	8-2-0-0	PUP	PUP	PUP	PUP	PUP	PUP	PUP	PUP	PUP	PUP	PUP	PUP	sub	sub	sub	sub	sub	sub	sub	sub	sub
Metcalfe, Terrence	13-13-0-3	RG	RG	RG	RG	RG	RG	RG	RG	RG	RG	RG	RG	RG	RG	RG	RG	RG	X	X	X	RG
Miller, Fred	15-15-0-1	RT	RT	RT	RT	RT	RT	RT	RT	RT	RT	RT	RT	X	RT	RT	RT	RT	RT	RT	RT	RT
Mitchell, Qasim	4-0-3-9	X	sub	DNP	sub	sub	X	DNP	X	X	X	X	X	X	X	X	X	X	X	DNP	X	sub
Muhammad, Muhsin	15-15-0-1	WR	WR	WR	WR	WR	WR	WR	WR	WR	WR	WR	WR	WR	WR	WR	WR	WR	WR	WR	WR	WR
Odum, Joe	2-0-0-1	sub	sub	X	IR	IR	IR	IR	IR	IR	IR	IR	IR	IR	IR	IR	IR	IR	IR	IR	IR	IR
Ogunleye, Adewale	15-15-0-1	LDE	LDE	LDE	LDE	LDE	LDE	LDE	LDE	LDE	LDE	LDE	LDE	LDE	LDE	LDE	LDE	LDE	LDE	LDE	LDE	X
Orton, Kyle	15-15-1-0	QB	QB	QB	QB	QB	QB	QB	QB	QB	QB	QB	QB	QB	QB	QB	QB	QB	QB	DNP	QB	QB
Peterson, Adrian	16-0-0-0	sub	sub	sub	sub	sub	sub	sub	sub	sub	sub	sub	sub	sub	sub	sub	sub	sub	sub	sub	sub	sub
Reid, Gabe	16-3-0-0	sub	sub	sub	sub	HB	HB	HB	HB	HB	HB	HB	HB	sub	sub	sub	sub	sub	sub	sub	sub	sub
Scott, Ian	14-13-0-2	NT	NT	sub	NT	NT	NT	NT	NT	NT	NT	NT	NT	NT	NT	NT	NT	NT	NT	NT	X	X
St. Clair, John	13-2-0-2	mvt	X	X	sub	LT	sub	sub	sub	sub	sub	sub	sub	RT	sub	sub	sub	sub	sub	sub	sub	sub
Tait, John	15-15-0-1	LT	LT	LT	LT	X	LT	LT	LT	LT	LT	LT	LT	LT	LT	LT	LT	LT	LT	LT	LT	LT
Thompson, Chris	12-1-0-4	X	X	X	sub	sub	sub	sub	sub	sub	sub	sub	sub	sub	sub	sub	sub	sub	sub	sub	sub	LCB
Tillman, Charles	15-15-0-1	LCB	LCB	LCB	LCB	LCB	LCB	LCB	LCB	LCB	LCB	LCB	LCB	LCB	LCB	LCB	LCB	LCB	LCB	LCB	LCB	X
Urfacher, Brian	16-16-0-0	MLB	MLB	MLB	MLB	MLB	MLB	MLB	MLB	MLB	MLB	MLB	MLB	MLB	MLB	MLB	MLB	MLB	MLB	MLB	MLB	MLB
Vasher, Nathan	16-15-0-0	RCB	RCB	RCB	RCB	RCB	RCB	RCB	RCB	RCB	RCB	RCB	RCB	RCB	RCB	RCB	RCB	RCB	RCB	RCB	RCB	RCB
Waide, Bobby	12-0-0-1	X	sub	sub	sub	sub	sub	sub	sub	sub	sub	sub	sub	sub	sub	sub	sub	sub	sub	nwt	nwt	nwt

# Year-in-Review

## 2005 Starting Lineups

### OFFENSE

		WR	LT	LG	C	RG	RT
9/11	at Washington	Muhammad Tait		R. Brown	Kreutz	Metcalf	Miller
9/18	vs. DETROIT	Muhammad Tait		R. Brown	Kreutz	Metcalf	Miller
9/25	vs. CINCINNATI	Muhammad Tait		R. Brown	Kreutz	Metcalf	Miller
10/9	at Cleveland	Muhammad Tait		R. Brown	Kreutz	Metcalf	Miller
10/16	vs. MINNESOTA	Muhammad St. Clair		Garza	Kreutz	Metcalf	Miller
10/23	vs. BALTIMORE	Muhammad Tait		Garza	Kreutz	Metcalf	Miller
10/30	at Detroit	Muhammad Tait		Garza	Kreutz	Metcalf	Miller
11/6	at New Orleans	Muhammad Tait		Garza	Kreutz	Metcalf	Miller
11/13	vs. SAN FRANCISCO	Muhammad Tait		R. Brown	Kreutz	Metcalf	St. Clair
11/20	vs. CAROLINA	Muhammad Tait		R. Brown	Kreutz	Metcalf	Miller
11/27	at Tampa Bay	Muhammad Tait		R. Brown	Kreutz	Metcalf	Miller
12/4	vs. GREEN BAY	Muhammad Tait		R. Brown	Kreutz	Metcalf	Miller
12/11	at Pittsburgh	Muhammad Tait		R. Brown	Kreutz	Garza	Miller
12/18	vs. ATLANTA	Muhammad Tait		R. Brown	Kreutz	Garza	Miller
12/25	at Green Bay	Muhammad Tait		R. Brown	Kreutz	Garza	Miller
1/1	at Minnesota	Berrian Tait		R. Brown	Kreutz	Metcalf	Miller

		TE	WR	QB	RB	FB	K
9/11	at Washington	Clark	Gage	Orton	Jones	Edwards	Brien
9/18	vs. DETROIT	Clark	Gage	Orton	Jones	Edwards	Brien
9/25	vs. CINCINNATI	Clark	Gage	Orton	Jones	Edwards	Brien
10/9	at Cleveland	Clark	Bradley	Orton	Jones	Edwards	Gould
10/16	vs. MINNESOTA	Clark	Bradley	Orton	Jones	Reid-HB	Gould
10/23	vs. BALTIMORE	Clark	Bradley	Orton	Jones	Reid-HB	Gould
10/30	at Detroit	Clark	Bradley	Orton	Jones	Reid-HB	Gould
11/6	at New Orleans	Clark	Gage	Orton	Jones	Edwards	Gould
11/13	vs. SAN FRANCISCO	Clark	Gage	Orton	Benson	B. Johnson	Gould
11/20	vs. CAROLINA	Clark	Gage	Orton	Jones	B. Johnson	Gould
11/27	at Tampa Bay	Clark	Gage	Orton	Jones	B. Johnson	Gould
12/4	vs. GREEN BAY	Clark	Berrian	Orton	Jones	B. Johnson	Gould
12/11	at Pittsburgh	Clark	Gage	Orton	Jones	B. Johnson	Gould
12/18	vs. ATLANTA	Clark	Gage	Orton	Jones	McKie	Gould
12/25	at Green Bay	Clark	Gage	Grossman	Jones	B. Johnson	Gould
1/1	at Minnesota	Clark	Gage	Orton	Jones	McKie	Gould

### DEFENSE

		LE	LT	RT	RE	SLB	MLB
9/11	at Washington	Ogunleye	T. Harris	Scott	A. Brown	Hillenmeyer	Urlacher
9/18	vs. DETROIT	Ogunleye	T. Harris	Scott	A. Brown	Hillenmeyer	Urlacher
9/25	vs. CINCINNATI	Ogunleye	T. Harris	Ta. Johnson	A. Brown	Azumah-5DB	Urlacher
10/9	at Cleveland	Ogunleye	T. Harris	Scott	A. Brown	Hillenmeyer	Urlacher
10/16	vs. MINNESOTA	Ogunleye	T. Harris	Scott	A. Brown	Hillenmeyer	Urlacher
10/23	vs. BALTIMORE	Ogunleye	T. Harris	Scott	A. Brown	Hillenmeyer	Urlacher
10/30	at Detroit	Ogunleye	T. Harris	Scott	A. Brown	Hillenmeyer	Urlacher
11/6	at New Orleans	Ogunleye	T. Harris	Scott	A. Brown	Hillenmeyer	Urlacher
11/13	vs. SAN FRANCISCO	Ogunleye	T. Harris	Scott	A. Brown	Hillenmeyer	Urlacher
11/20	vs. CAROLINA	Ogunleye	T. Harris	Scott	A. Brown	Hillenmeyer	Urlacher
11/27	at Tampa Bay	Ogunleye	T. Harris	Scott	A. Brown	Hillenmeyer	Urlacher
12/4	vs. GREEN BAY	Ogunleye	T. Harris	Scott	A. Brown	Hillenmeyer	Urlacher
12/11	at Pittsburgh	Ogunleye	T. Harris	Scott	A. Brown	Hillenmeyer	Urlacher
12/18	vs. ATLANTA	Ogunleye	T. Harris	Scott	A. Brown	Ta. Johnson-DT	Urlacher
12/25	at Green Bay	Ogunleye	T. Harris	Ta. Johnson	A. Brown	Hillenmeyer	Urlacher
1/1	at Minnesota	Idonije	T. Harris	Ta. Johnson	A. Brown	Hillenmeyer	Urlacher

		WLB	LCB	RCB	SS	ES	P
9/11	at Washington	Briggs	Tillman	Vasher	M. Brown	Green	Maynard
9/18	vs. DETROIT	Briggs	Tillman	Vasher	M. Brown	C. Harris	Maynard
9/25	vs. CINCINNATI	Briggs	Tillman	Vasher	M. Brown	C. Harris	Maynard
10/9	at Cleveland	Briggs	Tillman	To. Johnson	M. Brown	C. Harris	Maynard
10/16	vs. MINNESOTA	Briggs	Tillman	Vasher	M. Brown	C. Harris	Maynard
10/23	vs. BALTIMORE	Briggs	Tillman	Vasher	M. Brown	C. Harris	Maynard
10/30	at Detroit	Briggs	Tillman	Vasher	M. Brown	C. Harris	Maynard
11/6	at New Orleans	Briggs	Tillman	Vasher	M. Brown	C. Harris	Maynard
11/13	vs. SAN FRANCISCO	Briggs	Tillman	Vasher	M. Brown	C. Harris	Maynard
11/20	vs. CAROLINA	Briggs	Tillman	Vasher	M. Brown	C. Harris	Maynard
11/27	at Tampa Bay	Briggs	Tillman	Vasher	M. Brown	C. Harris	Maynard
12/4	vs. GREEN BAY	Briggs	Tillman	Vasher	M. Brown	C. Harris	Maynard
12/11	at Pittsburgh	Briggs	Tillman	Vasher	To. Johnson	Green	Maynard
12/18	vs. ATLANTA	Briggs	Tillman	Vasher	Green	McGowan	Maynard
12/25	at Green Bay	Briggs	Tillman	Vasher	McGowan	C. Harris	Maynard
1/1	at Minnesota	Briggs	Thompson	Vasher	McGowan	C. Harris	Maynard



# Year-in-Review

## 2005 Preseason Statistics

### WON 3, LOST 2

08/08/05	vs. Miami	W	27-24	22,292
08/12/05	at St. Louis	L	13-17	65,366
08/20/05	at Indianapolis	W	24-17	52,704
08/26/05	BUFFALO	W	16-12	59,860
09/01/05	CLEVELAND	L	6-16	60,346

	Bears	Opp
<b>TOTAL FIRST DOWNS</b>	83	90
Rushing	25	22
Passing	50	58
Penalty	8	10
3rd Down: Made/Att	19/63	25/72
3rd Down Pct.	30.2	34.7
4th Down: Made/Att	1/3	2/3
4th Down Pct.	33.3	66.7
<b>POSSESSION AVG.</b>	28:23	31:37
<b>TOTAL NET YARDS</b>	1580	1553
Avg. Per Game	316.0	310.6
Total Plays	304	329
Avg. Per Play	5.2	4.7
<b>NET YARDS RUSHING</b>	576	431
Avg. Per Game	115.2	86.2
Total Rushes	131	140
<b>NET YARDS PASSING</b>	1004	1122
Avg. Per Game	200.8	224.4
Sacked/Yards Lost	12/92	15/113
Gross Yards	1096	1235
Attempts/Completions	161/86	174/113
Completion Pct.	53.4	64.9
Had Intercepted	9	2
<b>PUNTS/AVERAGE</b>	33/44.2	34/43.3
<b>NET PUNTING AVG.</b>	33/35.6	34/35.7
<b>PENALTIES/YARDS</b>	62/452	50/341
<b>FUMBLES/BALL LOST</b>	9/2	13/4
<b>TOUCHDOWNS</b>	10	9
Rushing	6	2
Passing	3	5
Returns	1	2

SCORE BY PERIOD	1	2	3	4	OT	Tot
BEARS	17	14	13	42	0	86
OPPONENTS	6	37	33	10	0	86

SCORING	TDs: Ru-Pa-Rt	K-PAT	FG	2Pt	Pts
Peterson	3	3	0	0	18
Brien	0	0	0	0	8/8
Novak	0	0	0	0	0/0
Abron	1	1	0	0	0
Bradley	1	0	1	0	0
Clark	1	0	1	0	0
Ford	1	0	1	0	0
A. Harris	1	1	0	0	0
Th. Jones	1	1	0	0	0
Wade	1	0	1	0	0
<b>BEARS</b>	10	6	3	1	8/8
<b>OPPS.</b>	9	2	5	2	8/9

2-Pt. Conversions: BEARS 0/2, OPPONENTS: 0/0  
 SACKS: Ogunleye 4, White 3, Boone, I, Haynes 1,  
 Hillenmeyer 1, Idonije 1, Ta. Johnson 1, Kashama 1,  
 Scott 1, Urlacher 1, TEAM 15.0, OPPONENTS 12.0

FIELD GOALS	1-19	20-29	30-39	40-49	50+
Brien	0/0	1/1	1/1	0/0	1/1
Novak	0/0	3/3	0/0	0/0	0/0
<b>BEARS</b>	0/0	4/4	1/1	0/0	1/1
<b>OPPONENTS</b>	0/0	2/2	4/4	2/3	0/2

Brien: (30G)( ) (50G)(28G)( ) Novak: (22G)(22G, 27G)( ) ( )

PASSING	Att	Cmp	Yds	Cmp%	Y/Att	TD	TD%	Int	Int%	Lg	Sack/Lost	Rating
Orton	46	29	469	63.0	10.20	2	4.3	3	6.5	47	4/31	84.4
Hutchinson	42	20	211	47.6	5.02	0	0.0	4	9.5	32	7/51	23.1
Kittner	34	19	222	55.9	6.53	1	2.9	1	2.9	45t	0/0	73.4
Grossman	23	11	129	47.8	5.61	0	0.0	0	0.0	34	0/0	65.3
Blake	16	7	65	43.8	4.06	0	0.0	1	6.3	17	1/10	29.4
<b>BEARS</b>	161	86	1096	53.4	6.81	3	1.9	9	5.6	47	12/92	57.9
<b>OPPONENTS</b>	174	113	1235	64.9	7.10	5	2.9	2	1.1	48	15/113	90.6

RUSHING	No	Yds	Avg	Lg	TD
Peterson	51	233	4.6	21	3
Th. Jones	39	194	5.0	40	1
A. Harris	17	69	4.1	18	1
Abron	14	60	4.3	15	1
Kittner	2	7	3.5	7	0
Orton	4	7	1.8	6	0
Russell	2	6	3.0	3	0
Hutchinson	1	5	5.0	5	0
Blake	1	-5	-5.0	-5	0
<b>BEARS</b>	131	576	4.4	40	6
<b>OPPONENTS</b>	140	431	3.1	49	2

RECEIVING	No	Yds	Avg	Lg	TD
Bradley	17	331	19.5	45t	1
Muhammad	9	165	18.3	47	0
Berrian	7	109	15.6	23	0
Sanders	6	57	9.5	12	0
R. Johnson	6	56	9.3	12	0
A. Harris	6	34	5.7	11	0
Ford	5	83	16.6	43t	1
Wade	5	54	10.8	21	0
Th. Jones	5	21	4.2	7	0
Reid	3	41	13.7	17	0
Gage	3	27	9.0	19	0
M. Edwards	3	21	7.0	14	0
Berlin	2	44	22.0	34	0
Abron	2	16	8.0	13	0
Clark	2	13	6.5	11	1
Peterson	2	7	3.5	9	0
Owens	1	12	12.0	12	0
Lyman	1	6	6.0	6	0
Belton	1	-1	-1.0	-1	0
<b>BEARS</b>	86	1096	12.7	47	3
<b>OPPONENTS</b>	113	1235	10.9	48	5

INTERCEPTIONS	No	Yds	Avg	Lg	TD
Tillman	1	30	30.0	30	0
Pippens	1	0	0.0	0	0
<b>BEARS</b>	2	30	15.0	30	0
<b>OPPONENTS</b>	9	128	14.2	32	2

PUNTING	No	Yds	Avg	Net	TB	In20	Lg	B
Lindstrom	27	1180	43.7	34.5	5	6	63	0
Maynard	6	280	46.7	40.7	1	1	54	0
<b>BEARS</b>	33	1460	44.2	35.6	6	7	63	0
<b>OPP.</b>	34	1472	43.3	35.7	1	14	57	0

PUNT RETURNS	Ret	FC	Yds	Avg	Lg	TD
Davis	8	1	108	13.5	34	0
Wade	7	3	83	11.9	54t	1
Berrian	4	2	27	6.8	11	0
Abney	3	0	13	4.3	9	0
Moses	2	0	3	1.5	7	0
Vasher	1	0	4	4.0	4	0
<b>BEARS</b>	25	6	238	9.5	54t	1
<b>OPPONENTS</b>	21	3	165	7.9	44	0

KICK RETURNS	No	Yds	Avg	Lg	TD
Bradley	6	139	23.2	40	0
Berrian	5	96	19.2	22	0
Davis	4	86	21.5	28	0
Vasher	2	43	21.5	25	0
Ford	1	24	24.0	24	0
Gage	1	13	13.0	13	0
Wade	1	16	16.0	16	0
<b>BEARS</b>	20	417	20.9	40	0
<b>OPPONENTS</b>	21	437	20.8	36	0

# Year-in-Review

## 2005 Game Summaries



### Game 1 Redskins 9, Bears 7

FedEx Field (90,138)

Sunday, September 11, 2005

CHICAGO	0	0	7	0	7
WASHINGTON	0	6	3	0	9

REDSKINS – Hall 40 FG (6-43, 1:49). REDSKINS – Hall 43 FG (8-47, 2:17). BEARS – T. Jones 1 run (Brien XP) (7-23, 3:27). REDSKINS – Hall 19 FG (15-63, 8:34).

	BEARS	REDSKINS
First Downs	11	18
Total Net Yds	166	323
Rushes-Yds	18-41	40-164
Att-Comp-Net Yds	28-15-125	25-14-159
TDs-INTs	0-1	0-1
Times Thrown-Yds Lost	3-16	3-16
Punts - Avg	7-41.7	3-37.7
Punt Return No. - Yds	2-(-3)	2-5
Kickoff Return No. - Yds	4-70	2-41
Penalties-Yds	8-86	5-45
Fumbles-Lost	3-1	4-2
Time of Possession	25:45	34:15

#### RUSHING

BEARS – T. Jones 15-31, TD; Benson 3-10.  
REDSKINS – Portis 21-121; Betts 12-41; A. Brown 1-3; Ramsey 1-1; Brunell 5-(-2).

#### RECEIVING

BEARS – Muhammad 6-59; Clark 3-26; T. Jones 2-14; Bradley 1-22; Gage 1-10; Berrian 1-9; Edwards 1-1.  
REDSKINS – Moss 4-96; Cooley 3-34; Patten 3-19; Thrash 3-15; Royal 1-11.

#### PASSING

BEARS – Orton 28-15-141, INT.  
REDSKINS – Ramsey 11-6-105, INT; Brunell 14-8-70.

#### PUNT RETURNS

BEARS – Berrian 2-(-3).  
REDSKINS – A. Brown 2-5.

#### KICKOFF RETURNS

BEARS – Bradley 4-70.  
REDSKINS – Betts 1-25; A. Brown 1-16.

#### INTERCEPTIONS

BEARS – Vasher 1-3.  
REDSKINS – Marshall 1-7.

#### SACKS

BEARS – Briggs 1-3; Ogunleye 1-5; Urlacher 1-8.  
REDSKINS – Evans 1-10; Griffin 1-5; TEAM 1-1.

#### BEARS TACKLES

(based on coaches film review)

BEARS (TT-ST) – M. Brown 13-11; To. Johnson 10-5; Urlacher 10-5, TFL; Briggs 9-6, TFL, FF; Tillman 9-7, FF; Ogunleye 8-6, TFL, FF; Scott 5-2, TFL; A. Brown 4-3; Vasher 4-2; Azumah 3-3; M. Green 3-1; T. Harris 3-1, FR; Haynes 3-0; C. Harris 2-2; Hillenmeyer 2-2; To. Johnson 2-2



### Game 2 Bears 38, Lions 6

Soldier Field (62,019)

Sunday, September 18, 2005

DETROIT	6	0	0	0	6
CHICAGO	10	21	0	7	38

BEARS – Jones 3 run (Brien XP) (7-43, 3:39). LIONS – R. Williams 51 pass from Harrington (kick blocked) (1-51, 0:16). BEARS – Brien 48 FG (9-32, 3:50). BEARS – Wade 73 punt return (Brien XP). BEARS – Muhammad 28 pass from Orton (Brien XP) (7-80, 3:25). BEARS – M. Brown 41 INT return (Brien XP). BEARS – Jones 16 run (Brien XP) (2-38, 0:39).

	LIONS	BEARS
First Downs	14	18
Total Net Yds	234	336
Rushes-Yds	17-29	37-187
Att-Comp-Net Yds	43-21-205	22-15-149
TDs-INTs	1-5	1-0
Times Thrown-Yds Lost	3-11	2-12
Punts - Avg	4-43.3	4-41.8
Punt Return No. - Yds	2-20	3-87
Kickoff Return No. - Yds	6-159	2-67
Penalties-Yds	3-30	6-40
Fumbles-Lost	0-0	0-0
Time of Possession	26:48	33:12

#### RUSHING

LIONS – K. Jones 8-22; P. Smith 2-11; Bryson 4-5; Drummond 1-(-3); Harrington 3-(-6).  
BEARS – T. Jones 20-139, 2 TDs; Benson 16-49; Blake 1-(-1).

#### RECEIVING

LIONS – K. Johnson 6-32; R. Williams 5-96, TD; Rogers 3-31; Pollard 2-31; Fitzsimmons 2-10; P. Smith 1-10; K. Jones 1-5; Bryson 1-1.  
BEARS – Muhammad 6-81, TD; T. Jones 2-19; Clark 2-19; Edwards 2-10; Gage 1-21; Bradley 1-9; Wade 1-2.

#### PASSING

LIONS – Harrington 37-19-196, TD, 5 INTs; Orlovsky 6-2-20. BEARS – Orton 21-14-150, TD; Blake 1-1-11.

#### PUNT RETURNS

LIONS – Drummond 2-20.  
BEARS – Wade 3-87, TD.

#### KICKOFF RETURNS

LIONS – Drummond 6-159.  
BEARS – Azumah 2-67.

#### INTERCEPTIONS

LIONS – None.  
BEARS – Vasher 2-24; M. Brown 1-41, TD; Briggs 1-20; Scott 1-3.

#### SACKS

LIONS – Bailey 1-6; S. Rogers 1-6.  
BEARS – Urlacher 2-11; Azumah 1-0.

#### BEARS TACKLES

(based on coaches film review)

BEARS (TT-ST) – Briggs 12-5, TFL; Urlacher 9-6, TFL; Tillman 8-7, 2 PBU; C. Harris 8-6, TFL; M. Brown 4-4, PBU; Azumah 4-3, 2 PBU; T. Harris 4-2; Scott 4-2, 3 PBU; Haynes 4-1; A. Brown 3-0; Boone 2-0; Davis 1-1; Green 1-1; Vasher 1-1, 4 PBU; Ayanbadejo 1-0; To. Johnson 1-0; Ogunleye 1-0



# Year-in-Review

## 2005 Game Summaries



### Game 3

#### Bengals 24, Bears 7

Soldier Field (62,045)  
Sunday, September 25, 2005

CINCINNATI	10	0	7	7	24
CHICAGO	0	0	0	7	7

**BENGALS** — C. Johnson 18 pass from Palmer (Graham XP) (1-18, 0:05). **BENGALS** — Graham 33 FG (5-21, 2:27). **BENGALS** — Henry 36 pass from Palmer (Graham XP) (7-70, 2:58). **BEARS** — Jones 2 run (Brien XP) (14-70, 5:31). **BENGALS** — C. Johnson 40 pass from Palmer (Graham XP) (3-62, 1:34).

#### BENGALS BEARS

First Downs	11	16
Total Net Yds	244	255
Rushes-Yds	34-83	28-106
Att-Comp-Net Yds	23-16-161	39-17-149
TDs-INTs	3-0	0-5
Times Thrown-Yds Lost	1-8	0-0
Punts - Avg	9-40.0	6-42.2
Punt Return No. - Yds	3-17	4-12
Kickoff Return No. - Yds	2-56	5-88
Penalties-Yds	9-77	7-88
Fumbles-Lost	2-1	4-1
Time of Possession	31:08	28:52

#### RUSHING

**BENGALS** — R. Johnson 25-84; C. Perry 1-2; J. Johnson 1-1; C. Johnson 1-(-1); Palmer 6-(-3). **BEARS** — Jones 27-106, TD; Orton 1-0.

#### RECEIVING

**BENGALS** — Henry 4-51, TD; C. Johnson 3-77, 2 TDs; C. Perry 3-20; Houshmandzadeh 2-13; R. Johnson 2-(-2); Stewart 1-6; Schobel 1-4. **BEARS** — Jones 5-8; Muhammad 4-58; Wade 4-47; Bradley 2-26; Peterson 1-7; Edwards 1-3.

#### PASSING

**BENGALS** — Palmer 23-16-169, 3 TDs. **BEARS** — Orton 39-17-149, 5 INTs.

#### PUNT RETURNS

**BENGALS** — Ratliff 3-17.  
**BEARS** — Wade 4-12.

#### KICKOFF RETURNS

**BENGALS** — T. Perry 2-56.  
**BEARS** — Azumah 5-88.

#### INTERCEPTIONS

**BENGALS** — M. Williams 1-2; Ratliff 1-1; James 1-0; O'Neal 1-0; Simmons 1-(-1). **BEARS** — None.

#### SACKS

**BENGALS** — None.  
**BEARS** — Ogunleye 1-8.

#### BEARS TACKLES

(based on coaches film review)

**BEARS (TT-ST)** — A. Brown 10-8, TFL; M. Brown 10-8, 2 PBUs; Scott 10-6, 2 TFLs; Briggs 9-5, 2 TFLs, PBU, FR; Urlacher 8-5, FF; Ogunleye 7-4, TFL, PBU; Tillman 6-3; Hillenmeyer 6-2, TFL; C. Harris 5-3, TFL; T. Harris 5-3; Azumah 2-2; Vasher 2-2; Ta. Johnson 2-1; To. Johnson 2-0; Haynes 1-0.



### Game 4

#### Browns 20, Bears 10

Cleveland Browns Stadium (73,079)  
Sunday, October 9, 2005

CHICAGO	0	3	7	0	10
CLEVELAND	3	3	0	14	20

**BROWNS** — Dawson 19 FG (5-16, 1:55). **BEARS** — Gould 44 FG (4-(-17), 1:30). **BROWNS** — Dawson 44 FG (8-36, 1:35). **BEARS** — Edwards 8 pass from Orton (Gould XP) (12-93, 6:18). **BROWNS** — Bryant 33 pass from Dilfer (Dawson XP) (5-54, 2:45). **BROWNS** — Bryant 28 pass from Dilfer (Dawson XP) (2-29, 0:13).

#### BEARS BROWNS

First Downs	16	15
Total Net Yds	266	278
Rushes-Yds	34-176	22-76
Att-Comp-Net Yds	26-16-90	34-23-202
TDs-INTs	1-0	2-2
Times Thrown-Yds Lost	4-27	3-16
Punts - Avg	4-44.8	6-41.3
Punt Return No. - Yds	1-0	1-15
Kickoff Return No. - Yds	5-114	3-61
Penalties-Yds	7-57	5-55
Fumbles-Lost	4-3	0-0
Time of Possession	31:14	28:46

#### RUSHING

**BEARS** — Jones 24-137; Peterson 2-19; Orton 3-14; Benson 5-6. **BROWNS** — Droughns 17-72; T. Smith 1-4; Green 2-1; Dilfer 2-(-1).

#### RECEIVING

**BEARS** — Muhammad 6-52; Bradley 4-33; Clark 2-9; Jones 2-5; Reid 1-10; Edwards 1-8. **TD BROWNS** — Bryant 6-83, 2 TDs; Shea 6-65; Droughns 4-21; Northcutt 3-23; Heiden 2-11; T. Smith 1-8; Green 1-7.

#### PASSING

**BEARS** — Orton 26-16-117, 1 TD.  
**BROWNS** — Dilfer 34-23-218, 2 TDs, 2 INTs.

#### PUNT RETURNS

**BEARS** — Wade 1-0. **BROWNS** — Northcutt 1-15.

#### KICKOFF RETURNS

**BEARS** — Azumah 3-82; Peterson 2-32.  
**BROWNS** — Cribbs 3-61.

#### INTERCEPTIONS

**BEARS** — M. Brown 1-72; Tillman 1-0.  
**BROWNS** — None.

#### SACKS

**BEARS** — Briggs 1-9; Harris 1-5; Urlacher 1-2.  
**BROWNS** — Crocker 1-13; McKinley 1-6; Pool 1-5; Thompson 1-3.

#### BEARS TACKLES

(based on coaches film review)

**BEARS (TT-ST)** — Urlacher 13-8; Briggs 13-5, PBU; Tillman 9-8, PBU; Hillenmeyer 9-3; M. Brown 7-7, PBU; Scott 7-7, 2 TFLs; T. Harris 5-4, TFL; A. Brown 4-0; To. Johnson 3-2; Azumah 3-1; C. Harris 3-1; Vasher 2-2; Ogunleye 2-0; Boone 1-1; Ta. Johnson 1-0.

# Year-in-Review

## 2005 Game Summaries



### Game 5

#### Bears 28, Vikings 3

Soldier Field (62,143)  
Sunday, October 16, 2005

MINNESOTA	0	3	0	0	3
CHICAGO	0	7	7	14	28

**VIKINGS** - Edinger 23 FG (12-55, 7:18). **BEARS** - Clark 3 pass from Orton (Gould XP) (8-44, 2:40). **BEARS** - Clark 2 pass from Orton (Gould XP) (2-3, 0:36). **BEARS** - Jones 24 run (Gould XP) (7-62, 3:43). **BEARS** - Jones 1 run (Gould XP) (1-1, 0:04).

	VIKINGS	BEARS
First Downs	16	16
Total Net Yds	283	192
Rushes-Yds	19-80	30-95
Att-Comp-Net Yds	49-26-203	25-16-97
TDs-INTs	0-2	2-1
Times Thrown-Yds Lost	4-34	3-20
Punts - Avg	6-44.2	5-38.8
Punt Return No. - Yds	3-11	3-63
Kickoff Return No. - Yds	5-91	2-54
Penalties-Yds	14-91	8-58
Fumbles-Lost	0-0	2-2
Time of Possession	32:22	27:38

#### RUSHING

**VIKINGS** - Moore 14-57; Culpepper 1-14; Bennett 3-8; M. Williams 1-1.  
**BEARS** - Jones 23-89, 2 TDs; Orton 4-4; Benson 3-2.

#### RECEIVING

**VIKINGS** - Wiggins 10-68; Moore 5-52; M. Robinson 4-41; Williamson 4-35; T. Taylor 2-37; K. Robinson 1-4. **BEARS** - Muhammad 5-48; Clark 4-19, 2 TDs; Edwards 2-13; Bradley 1-15; Peterson 1-7; Jones 1-6; Reid 1-5; Wade 1-4.

#### PASSING

**VIKINGS** - Culpepper 48-26-237, 2 INTs; B. Johnson 0-1-0.  
**BEARS** - Orton 25-16-117, 2 TD, 1 INT.

#### PUNT RETURNS

**VIKINGS** - Howry 3-11. **BEARS** - Wade 3-63.

#### KICKOFF RETURNS

**VIKINGS** - K. Robinson 5-91. **BEARS** - Azumah 2-54.

#### INTERCEPTIONS

**VIKINGS** - Chavous 1-0.  
**BEARS** - Tillman 1-55; C. Harris 1-44.

#### SACKS

**VIKINGS** - K. Williams 1-5.5; D. Scott 0.5-2.5; Johnstone 0.5-3; N. Harris 1-9.  
**BEARS** - Urlacher 2-23; T. Harris 1-3; Idonije 1-8.

#### BEARS TACKLES

(based on coaches film review)

**BEARS (TT-ST)** - Urlacher 12-9, PBU; Briggs 8-5, PBU; Tillman 7-6, 2 PBUs, FF; Hillenmeyer 7-3, 2 TFLs; M. Brown 7-4; T. Harris 5-4, TFL; Vasher 4-4, PBU; Idonije 4-3, TFL; C. Harris 4-2, 3 PBUs; Scott 3-3, TFL; Green 3-3; A. Brown 3-1, PBU; Ogunleye 2-1; Ta. Johnson 2-1; Azumah 2-2; Joe 1-1; Thompson 1-1; To. Johnson 3-2.



### Game 6

#### Bears 10, Ravens 6

Soldier Field (62,102)  
Sunday, October 23, 2005

BALTIMORE	0	6	0	0	6
CHICAGO	7	0	3	0	10

**BEARS** - Edwards 9 pass from Orton (Gould XP) (8-58, 3:37). **RAVENS** - Stover 40 FG (8-34, 3:49). **RAVENS** - Stover 29 FG (12-54, 6:09). **BEARS** - Gould 23 FG (9-40, 4:17).

	RAVENS	BEARS
First Downs	12	17
Total Net Yds	199	276
Rushes-Yds	22-66	29-143
Att-Comp-Net Yds	32-18-133	29-15-145
TDs-INTs	0-0	1-0
Times Thrown-Yds Lost	4-31	2-12
Punts - Avg	9-44.1	7-37.4
Punt Return No. - Yds	3-11	3-34
Kickoff Return No. - Yds	3-64	2-36
Penalties-Yds	11-100	9-60
Fumbles-Lost	2-0	1-0
Time of Possession	28:22	31:38

#### RUSHING

**RAVENS** - J. Lewis 15-34; Taylor 2-21; Wright 5-11.  
**BEARS** - Jones 25-139; Benson 2-6; Orton 2-(-2).

#### RECEIVING

**RAVENS** - Heap 7-71; Mason 2-38; Hymes 2-25; Wilcox 2-8; J. Lewis 2-6; Green 1-8; Rucard 1-7; Taylor 1-1.  
**BEARS** - Clark 4-50; Bradley 4-37; Muhammad 3-39; Berrian 2-15; Edwards 1-9, TD; Jones 1-(-5).

#### PASSING

**RAVENS** - Wright 32-18-164.  
**BEARS** - Orton 29-16-145, 1 TD.

#### PUNT RETURNS

**RAVENS** - Sams 3-11. **BEARS** - Wade 3-34.

#### KICKOFF RETURNS

**RAVENS** - Sams 3-64. **BEARS** - Azumah 2-36.

#### INTERCEPTIONS

**RAVENS** - None. **BEARS** - None.

#### SACKS

**RAVENS** - A. Thomas 1-4, TEAM 1-8.  
**BEARS** - Ta. Johnson 2-19; Ogunleye 1-4; Boone 0.5-4; Haynes 0.5-4.

#### BEARS TACKLES

(based on coaches film review)

**BEARS (TT-ST)** - Briggs 12-6, PBU; Urlacher 10-3, TFL; Ta. Johnson 8-8, TFL, PBU; Vasher 8-8, PBU; Ogunleye 5-4, PBU; Hillenmeyer 5-2, PBU; Tillman 4-3; Scott 4-3, TFL; Haynes 3-2, TFL; C. Harris 3-2; A. Brown 3-1; M. Brown 3-1; T. Harris 3-1; Azumah 2-2; Boone 2-0; Green 1-1; Idonije 1-1.



# Year-in-Review

## 2005 Game Summaries



### Game 7

#### Bears 19, Lions 13 (ot)

Ford Field (61,814)  
Sunday, October 30, 2005

CHICAGO	0	13	0	0	6	19
DETROIT	3	0	7	3	0	13

**LIONS** - Hanson 32 FG (12-56, 6:09). **BEARS** - Muhammad 23 pass from Orton (Gould XP) (10-99, 6:02). **BEARS** - Gould 29 FG (12-54, 6:09). **BEARS** - Gould 20 FG (9-40, 4:17). **LIONS** - K. Jones 6 run (Hanson XP) (12-85, 6:53). **LIONS** - Hanson 30 FG (8-52, 3:21). **BEARS** - Tillman 22 INT return.

	BEARS	LIONS
First Downs	14	17
Total Net Yds	333	278
Rushes-Yds	29-115	29-93
Att-Comp-Net Yds	31-17-218	35-23-185
TDs-INTs	1-0	0-1
Times Thrown-Yds Lost	2-12	2-12
Punts - Avg	8-35.8	7-42.6
Punt Return No. - Yds	2-4	3-6
Kickoff Return No. - Yds	4-122	5-96
Penalties-Yds	10-75	5-40
Fumbles-Lost	2-1	0-0
Time of Possession	30:22	35:55

#### RUSHING

**BEARS** - T. Jones 22-72; Benson 3-35; Peterson 4-8. **LIONS** - K. Jones 18-66, TD; Pinner 2-8; Vines 1-7; Bryson 4-6; Garcia 4-6.

#### RECEIVING

**BEARS** - Bradley 5-88; Muhammad 4-49, TD; T. Jones 3-25; Gage 2-47; Edwards 1-13; Clark 1-7; Peterson 1-1. **LIONS** - Vines 5-61; Bryson 5-40; K. Jones 5-13; Pollard 3-35; M. Williams 3-27; Martinez 1-11; Pinner 1-10.

#### PASSING

**BEARS** - Orton 31-17-230, 1 TD.  
**LIONS** - Garcia 35-23-197, 1 INT.

#### PUNT RETURNS

**BEARS** - Wade 2-0. **LIONS** - Drummond 3-6.

#### KICKOFF RETURNS

**BEARS** - Azumah 4-122. **LIONS** - Drummond 5-96.

#### INTERCEPTIONS

**BEARS** - Tillman 1-22, TD. **LIONS** - None.

#### SACKS

**BEARS** - Ta. Johnson 1-4; A. Brown 1-8.  
**LIONS** - Hall 1-8; Redding 1-4.

#### BEARS TACKLES

(based on coaches film review)

**BEARS (TT-ST)** - Urlacher 17-10, TFL; M. Brown 12-8; Ogunleye 10-9; 3 TFLs; Hillenmeyer 9-6, TFL; Tillman 9-5, 2 PBUs; Briggs 8-5; A. Brown 6-3; Vasher 5-2, TFL; Ta. Johnson 4-4, TFL; Azumah 4-3; C. Harris 4-2; T. Harris 3-1; Boone 1-0; Idonije 1-0.



### Game 8

#### Bears 20, Saints 17

Tiger Stadium (32,637)  
Sunday, November 6, 2005

CHICAGO	7	3	7	3	20
NEW ORLEANS	3	7	0	7	17

**SAINTS** - Carney 22 FG (6-49, 2:42). **BEARS** - Gage 4 pass from Orton (Gould XP) (6-38, 2:06). **SAINTS** - Stallworth 15 pass from Brooks (Carney XP) (14-95, 8:30). **BEARS** - Gould 35 FG (9-52, 1:27). **BEARS** - Peterson 6 run (Gould XP) (6-94, 3:22). **SAINTS** - Brooks 1 run (Carney XP) (11-80, 6:32). **BEARS** - Gould 28 FG (10-65, 4:02).

	BEARS	SAINTS
First Downs	15	15
Total Net Yds	314	283
Rushes-Yds	32-183	33-133
Att-Comp-Net Yds	26-12-131	26-16-150
TDs-INTs	1-2	1-2
Times Thrown-Yds Lost	2-6	3-20
Punts - Avg	6-48.7	7-43.7
Punt Return No. - Yds	4-35	1-7
Kickoff Return No. - Yds	3-60	5-110
Penalties-Yds	8-60	6-70
Fumbles-Lost	1-1	2-2
Time of Possession	26:18	33:42

#### RUSHING

**BEARS** - Benson 14-79; Peterson 6-58, TD; T. Jones 11-40; Orton 1-6. **SAINTS** - A. Smith 17-110; Stecker 13-29; Brooks 3-(-6), TD.

#### RECEIVING

**BEARS** - Gage 4-28, TD; Muhammad 3-85; Clark 1-10; M. Edwards 1-9; Wade 1-8; Peterson 1-3; Jones 1-(-6). **SAINTS** - Stallworth 3-37, TD; Horn 2-27; Stecker 2-17; Hilton 2-13; Karney 2-11; A. Smith 2-7; Poole 1-42; Hakim 1-10; Hall 1-6.

#### PASSING

**BEARS** - Orton 26-12-137, 1 TD, 2 INTs.  
**SAINTS** - Brooks 26-16-170, 1 TD, 2 INTs.

#### PUNT RETURNS

**BEARS** - Wade 4-35. **SAINTS** - Hakim 1-7.

#### KICKOFF RETURNS

**BEARS** - Azumah 3-60.  
**SAINTS** - Stecker 4-110; Whitehead 1-0.

#### INTERCEPTIONS

**BEARS** - Hillenmeyer 1-0; Vasher 1-5.  
**SAINTS** - F. Thomas 1-4; D. Smith 1-29.

#### SACKS

**BEARS** - Hillenmeyer 1-11; Ogunleye 1-3; C. Harris 1-6. **SAINTS** - Bryant 1-1; D. Smith 1-5.

#### BEARS TACKLES

(based on coaches film review)

**BEARS (TT-ST)** - Briggs 15-10, TFL, FF, 2 PBUs; Urlacher 10-4, TFL; C. Harris 8-7, TFL, PBU, FR; Hillenmeyer 7-5; Vasher 6-6, PBU; Ogunleye 5-4, TFL, PBU; Tillman 5-4; T. Harris 4-3, TFL, FF; A. Brown 4-2, TFL; Green 3-3, FR; M. Brown 3-2; To. Johnson 2-2; Ta. Johnson 2-1; Azumah 2-1; Scott 2-0, PBU; Haynes 2-0; Boone 1-1; Idonije 1-1.

# Year-in-Review

## 2005 Game Summaries



### Game 9

#### Bears 17, 49ers 9

Soldier Field (62,153)  
Sunday, November 13, 2005

SAN FRANCISCO	0	3	3	3	9
CHICAGO	0	7	0	10	17

49ERS - Nedney 30 FG (6-19, 4:10). BEARS - Vasher 108 missed FG return (Gould XP). 49ERS - Nedney 34 FG (10-61, 5:22) BEARS - Peterson 7 run (Gould XP) (5-76, 2:09). 49ERS - Nedney 29 FG (4-9), 2:01. BEARS - Gould 37 FG (4-5, 1:16).

	49ERS	BEARS
First Downs	9	12
Total Net Yds	161	239
Rushes-Yds	46-133	40-172
Att-Comp-Net Yds	13-1-28	14-8-67
TDs-INTs	0-1	0-1
Times Thrown-Yds Lost	0-0	0-0
Punts - Avg	7-40.4	5-37.8
Punt Return No. - Yds	2-0	4-31
Kickoff Return No. - Yds	3-46	4-83
Penalties-Yds	10-80	5-34
Fumbles-Lost	3-1	5-3
Time of Possession	31:06	28:54

#### RUSHING

49ERS - Gore 15-60; Barlow 24-58; Pickett 6-15; T. Jackson 1-0. BEARS - Peterson 24-120, TD; Benson 12-50; B. Johnson 1-5; Orton 3-(-3).

#### RECEIVING

49ERS - Lloyd 1-28. BEARS - Clark 2-43; B. Johnson 2-2; Wade 1-11; Gage 1-6; Muhammad 1-3; McKie 1-2.

#### PASSING

49ERS - Pickett 13-1-28, 1 INT.  
BEARS - Orton 13-8-67, 1 INT; Maynard 0-1-0.

#### PUNT RETURNS

49ERS - Marshall 2-0.  
BEARS - Wade 4-31.

#### KICKOFF RETURNS

49ERS - McAddley 2-30; Marshall 1-16.  
BEARS - Azumah 4-83.

#### INTERCEPTIONS

49ERS - Spencer 1-0.  
BEARS - M. Brown 1-3.

#### SACKS

49ERS - None.  
BEARS - None.

#### BEARS TACKLES

(based on coaches film review)

BEARS (TT-ST) - Urlacher 12-8, 2 TFLs; Ogunleye 12-6, TFL; Briggs 11-3; C. Harris 10-4, PBU; M. Brown 9-5, TFL, PBU; A. Brown 8-7, 2 TFLs; T. Harris 7-4, TFL; Hillenmeyer 6-4, TFL; Tillman 4-3, 2 PBUs; Green 4-3, PBU, FF; Scott 4-1; Idonije 2-0; Vasher 2-0; Ta. Johnson 0-0, PBU.



### Game 10

#### Bears 13, Panthers 3

Soldier Field (62,156)  
Sunday, November 20, 2005

CAROLINA	0	0	0	3	3
CHICAGO	10	3	0	0	13

BEARS - Muhammad 3 pass from Orton (Gould XP) (3-8, 0:44). BEARS - Gould 33 FG (4-3, 0:50). BEARS - Gould 39 FG (8-44, 3:26). PANTHERS - Kasay 38 FG (11-51, 5:46).

	PANTHERS	BEARS
First Downs	13	15
Total Net Yds	238	258
Rushes-Yds	16-55	31-122
Att-Comp-Net Yds	39-22-183	26-15-136
TDs-INTs	0-2	1-1
Times Thrown-Yds Lost	8-52	0-0
Punts - Avg	7-41.6	7-44.0
Punt Return No. - Yds	2-18	3-3
Kickoff Return No. - Yds	4-51	2-26
Penalties-Yds	7-62	9-75
Fumbles-Lost	3-0	0-0
Time of Possession	29:18	30:42

#### RUSHING

PANTHERS - Foster 9-41; Delhomme 2-8; S. Davis 4-6; Goings 1-0.  
BEARS - Jones 25-87; Peterson 4-37; Orton 2-(-2).

#### RECEIVING

PANTHERS - S. Smith 14-169; Foster 3-20; Proehl 2-19; Gaines 2-15; Gardner 1-12. BEARS - Gage 7-81; Muhammad 6-49, TD; B. Johnson 2-6.

#### PASSING

PANTHERS - Delhomme 38-22-235, 2 INTs.  
BEARS - Orton 26-15-136, 1 TD, 1 INT.

#### PUNT RETURNS

PANTHERS - S. Smith 2-18.  
BEARS - Wade 3-3.

#### KICKOFF RETURNS

PANTHERS - Smart 4-51.  
BEARS - Azumah 2-26.

#### INTERCEPTIONS

PANTHERS - Manning 1-10.  
BEARS - Vasher 2-68.

#### SACKS

PANTHERS - None.  
BEARS - Ogunleye 3-14; A. Brown 2-23; Boone 1-6; Haynes 1-1; T. Harris 1-8.

#### BEARS TACKLES

(based on coaches film review)

BEARS (TT-ST) - Azumah 9-7; Tillman 8-8, 3 PBUs; Ogunleye 8-6; Briggs 8-4; Urlacher 7-1, PBU; C. Harris 6-2, PBU; M. Brown 6-5; A. Brown 6-5, PBU, 2 FFs; T. Harris 4-4, TFL; Vasher 4-4, 2 PBUs, FF; Boone 4-3, PBU; Haynes 3-3; Hillenmeyer 2-2; Ta. Johnson 1-1.



# Year-in-Review

## 2005 Game Summaries



### Game 11

#### Bears 13, Bucs 10

Raymond James Stadium (65,506)  
Sunday, November 27, 2005

CHICAGO	7	3	3	0	13
TAMPA BAY	3	0	0	7	10

**BEARS** - Gilmore 1 pass from Orton (Gould XP) (1-1, 0:06). **BUCS** - Bryant 27 FG (7-46, 4:24). **BEARS** - Gould 25 FG (10-40, 1:09). **BEARS** - Gould 36 FG (9-65, 5:25). **BUCS** - Alstott 2 run (Bryant XP) (11-50, 6:28).

	BEARS	BUCS
First Downs	15	15
Total Net Yds	239	275
Rushes-Yds	33-118	25-107
Att-Comp-Net Yds	28-14-121	30-19-168
TDs-INTs	1-1	0-0
Times Thrown-Yds Lost	2-13	4-34
Punts - Avg	8-43.9	7-41.7
Punt Return No. - Yds	3-21	6-67
Kickoff Return No. - Yds	3-69	4-94
Penalties-Yds	4-35	5-52
Fumbles-Lost	3-0	1-1
Time of Possession	30:03	29:57

#### RUSHING

**BEARS** - T. Jones 25-72; Peterson 5-27; Orton 3-19.  
**BUCS** - Williams 20-84; Pittman 1-16; Alstott 3-8, TD; Simms 1-(-1).

#### RECEIVING

**BEARS** - Muhammad 4-38; Gage 4-32; T. Jones 3-50; Clark 2-13; Gilmore 1-1, TD. **BUCS** - Galloway 7-138; Alstott 2-14; Smith 2-14; Becht 2-12; Williams 2-7; Cook 1-9; Pittman 1-6; Moore 1-5; Simms 1-(-3).

#### PASSING

**BEARS** - Orton 28-14-134, TD, INT.  
**BUCS** - Simms 30-19-202.

#### PUNT RETURNS

**BEARS** - Davis 2-10; Wade 1-11.  
**BUCS** - M. Jones 6-67.

#### KICKOFF RETURNS

**BEARS** - Davis 3-69.  
**BUCS** - Shepherd 4-94.

#### INTERCEPTIONS

**BEARS** - None.  
**BUCS** - Kelly 1-0.

#### SACKS

**BEARS** - A. Brown 2-16; Ogunleye 2-18.  
**BUCS** - Rice 1-3; Wyms 1-10.

#### BEARS TACKLES

(based on coaches film review)

**BEARS (TT-ST)** - Briggs 15-7, TFL; Urlacher 10-7, PBU; Tillman 9-8; Green 7-4; C. Harris 7-3; Hillenmeyer 7-2; M. Brown 6-6; Ogunleye 5-2; Vasher 4-3; A. Brown 3-2, 4 PBUs, FF; Idonije 3-2; T. Harris 3-1, FR; Ta. Johnson 0-0, PBU.



### Game 12

#### Bears 19, Packers 7

Soldier Field (62,177)  
Sunday, December 4, 2005

GREEN BAY	0	7	0	0	7
CHICAGO	0	9	0	10	19

**BEARS** - Gould 21 FG (6-32, 1:58). **PACKERS** - Gado 2 run (Longwell XP) (8-60, 3:57). **BEARS** - Gould 40 FG (7-49, 2:25). **BEARS** - Gould 25 FG (1-0, 0:00). **BEARS** - Gould 35 FG (11-63, 6:26). **BEARS** - Vasher 45 INT return (Gould XP).

	PACKERS	BEARS
First Downs	26	10
Total Net Yds	358	188
Rushes-Yds	24-100	31-139
Att-Comp-Net Yds	58-31-258	17-6-49
TDs-INTs	0-2	0-1
Times Thrown-Yds Lost	2-19	3-19
Punts - Avg	7-35.7	6-48.7
Punt Return No. - Yds	1-3	4-36
Kickoff Return No. - Yds	6-102	2-29
Penalties-Yds	9-70	4-61
Fumbles-Lost	4-2	3-1
Time of Possession	34:47	25:13

#### RUSHING

**PACKERS** - Gado 20-75, TD; Fisher 2-14; Chatman 1-11; Favre 1-0. **BEARS** - T. Jones 19-93; Peterson 11-48; Orton 1-(-2).

#### RECEIVING

**PACKERS** - Driver 8-64; Fisher 7-69; Chatman 4-41; Ferguson 4-37; Martin 4-17; Lee 3-37; Gado 1-12.  
**BEARS** - Berrian 3-59; Clark 2-6; Wade 1-3.

#### PASSING

**PACKERS** - Favre 58-31-277, 2 INTs.  
**BEARS** - Orton 17-6-68, INT.

#### PUNT RETURNS

**PACKERS** - Chatman 1-3.  
**BEARS** - Davis 3-21; Wade 1-15.

#### KICKOFF RETURNS

**PACKERS** - Chatman 3-36; Carroll 2-43; Thurman 1-23.  
**BEARS** - Azumah 2-29.

#### INTERCEPTIONS

**PACKERS** - Roman 1-6.  
**BEARS** - Tillman 1-95; Vasher 1-45, TD.

#### SACKS

**PACKERS** - Gbaja-Biamila 1-3; Montgomery 1-7; Jenkins 1-9. **BEARS** - Tillman 1-10; M. Brown 1-9.

#### BEARS TACKLES

(based on coaches film review)

**BEARS (TT-ST)** - Urlacher 16-13, TFL, 2 PBUs; Briggs 16-8, TFL, 3 PBUs, FR; M. Brown 9-6, TFL, FF; Tillman 7-6, 3 PBUs, FF; Green 6-4, 2 PBUs; Vasher 5-4, 2 PBUs; Hillenmeyer 5-3; Azumah 4-4, 3 PBUs; Ogunleye 4-2, FR; T. Harris 3-1, FF; Scott 3-0; Boone 2-2, TFL; Ayanbadejo 2-1; C. Harris 1-1; A. Brown 1-0; Idonije 1-1; Ta. Johnson 0-0, PBU.

# Year-in-Review

## 2005 Game Summaries



### Game 13

#### Steelers 21, Bears 9

Heinz Field (61,237)  
Sunday, December 11, 2005

CHICAGO	3	0	0	6	9
PITTSBURGH	7	7	7	0	21

**STEELERS** - Ward 14 pass from Roethlisberger (Reed XP)(5-66, 2:52) **BEARS** - Gould 29 FG (14-63, 6:46). **STEELERS** - Bettis 1 run (Reed XP)(9-73, 5:19). **STEELERS** - Bettis 5 run (Reed XP)(12-52, 7:01). **BEARS** - Jones 1 run (XP failed w/)(3-71, 1:22).

	BEARS	STEELERS
First Downs	15	20
Total Net Yds	268	363
Rushes-Yds	18-83	46-190
Att-Comp-Net Yds	35-17-185	20-13-173
TDs-INTs	0-0	1-0
Times Thrown-Yds Lost	3-22	0-0
Punts - Avg	7-39.9	6-40.0
Punt Return No. - Yds	4-26	6-42
Kickoff Return No. - Yds	4-54	3-59
Penalties-Yds	1-5	7-55
Fumbles-Lost	2-0	4-0
Time of Possession	22:41	37:19

#### RUSHING

**BEARS** - Jones 14-72; TD: Orton 3-8; Peterson 1-3  
**STEELERS** - Bettis 17-101, 2 TDs; Parker 21-68; Kreider 1-12; Haynes 4-8; Randle EI 1-3; Roethlisberger 2-(-2).

#### RECEIVING

**BEARS** - Muhammad 8-91; Jones 4-23; Berrian 1-43; Clark 1-27; Gage 1-11; B. Johnson 1-7; Wade 1-5. **STEELERS** - Ward 3-27; Parker 2-45; Wilson 2-29; Haynes 2-29; Randle EI 2-28; Morgan 1-10; Kreider 1-5.

#### PASSING

**BEARS** - Orton 35-17-207.  
**STEELERS** - Roethlisberger 20-13-173, TD.

#### PUNT RETURNS

**BEARS** - Wade 4-26.  
**STEELERS** - Randle EI 5-23; Taylor 1-19.

#### KICKOFF RETURNS

**BEARS** - Azumah 2-37; McKie 1-17; Idonije 1-0.  
**STEELERS** - Morgan 2-38; Colclough 1-21.

#### INTERCEPTIONS

**BEARS** - None. **STEELERS** - None.

#### SACKS

**BEARS** - None. **STEELERS** - Haggans 1-8; Porter 1-9; von Oelhoffen 1-5.

#### BEARS TACKLES

(based on coaches film review)

**BEARS (TT-ST)** - Briggs 15-7, FF; Urlacher 13-8, TFL; To. Johnson 10-7, 2 PBU; McGowan 8-6, TFL; Tillman 8-6, FF; Hillenmeyer 6-4, PBU; Green 5-3, FF; A. Brown 4-4, 2 TFLs; Vasher 3-1; Azumah 3-3; Ayanbadejo 3-3; Ta. Johnson 3-0; Ogunleye 2-2, TFL; FF; Idonije 2-1; T. Harris 1-0; Scott 1-0.



### Game 14

#### Bears 16, Falcons 3

Soldier Field (62,170)  
Sunday, December 18, 2005

ATLANTA	0	3	0	0	3
CHICAGO	0	6	10	0	16

**FALCONS** - Peterson 30 FG (12-56, 6:40). **BEARS** - Gould 35 FG (7-52, 3:43). **BEARS** - Gould 29 FG (4-33, 2:03). **BEARS** - Jones 1 run (Gould XP) (1-1, 0:03). **BEARS** - Gould 39 FG (11-50, 5:14).

	FALCONS	BEARS
First Downs	12	14
Total Net Yds	231	226
Rushes-Yds	31-114	32-128
Att-Comp-Net Yds	32-13-117	26-11-98
TDs-INTs	0-2	0-1
Times Thrown-Yds Lost	2-5	1-7
Punts - Avg	6-39.0	7-33.0
Punt Return No. - Yds	1-0	2-30
Kickoff Return No. - Yds	5-81	2-12
Penalties-Yds	6-75	3-16
Fumbles-Lost	1-1	0-0
Time of Possession	20:58	29:02

#### RUSHING

**FALCONS** - Dunn 17-81; Vick 6-35; Duckett 8-(-2).  
**BEARS** - Jones 27-91, TD; Berrian 2-31; Peterson 3-6.

#### RECEIVING

**FALCONS** - Finneran 6-75; Crumpler 2-14; R. White 1-19; Jenkins 1-11; Dunn 1-9; Griffith 1-8; Vick 1-(-14).  
**BEARS** - Muhammad 3-40; McKie 3-13; Gage 2-29; Berrian 2-20; Jones 1-3.

#### PASSING

**FALCONS** - Vick 32-13-122, 2 INTs.  
**BEARS** - Orton 10-2-12; Grossman 16-9-93, INT.

#### PUNT RETURNS

**FALCONS** - Hall 1-0.  
**BEARS** - Berrian 2-30.

#### KICKOFF RETURNS

**FALCONS** - Griffith 4-65; Pathon 1-16.  
**BEARS** - McKie 2-12.

#### INTERCEPTIONS

**FALCONS** - Carpenter 1-0.  
**BEARS** - Green 1-14; Vasher 1-0.

#### SACKS

**FALCONS** - Coleman 1-7.  
**BEARS** - Ogunleye 1-3; Ta. Johnson 1-2.

#### BEARS TACKLES

(based on coaches film review)

**BEARS (TT-ST)** - Urlacher 14-8, PBU; Briggs 11-4, 2 PBU; McGowan 9-6; A. Brown 8-5, 2 TFLs, PBU; Green 7-4, 2 PBU; T. Harris 6-6, 2 TFLs; Ta. Johnson 6-3, TFL; Ogunleye 5-2; Vasher 4-2, 4 PBU; Joe 3-1; Azumah 2-2, PBU; Tillman 2-2, PBU; Boone 2-0; Idonije 1-1; Scott 1-0.



# Year-in-Review

## 2005 Game Summaries



### Game 15

#### Bears 24, Packers 17

Lambeau Field (69,757)  
Sunday, December 25, 2005

CHICAGO	7	7	10	0	24
GREEN BAY	0	7	0	10	17

**BEARS** - Muhammad 12 pass from Grossman (Gould XP)(10-68, 4:51). **PACKERS** - Herron 1 run (Longwell XP)(15-84, 7:55). **BEARS** - Jones 2 run (Gould XP) (3-72, 1:02). **BEARS** - Gould 45 FG (6-33, 2:15). **BEARS** - Briggs 10 INT return (Gould XP). **PACKERS** - Chatman 85 punt return (Longwell XP). **PACKERS** - Longwell 26 FG (8-65, 1:50).

	BEARS	PACKERS
First Downs	16	24
Total Net Yds	292	365
Rushes-Yds	33-135	21-65
Att-Comp-Net Yds	23-11-157	51-30-300
TDs-INTs	1-1	0-4
Times Thrown-Yds Lost	1-9	2-17
Punts - Avg	6-40.7	3-40.0
Punt Return No. - Yds	3-30	3-90
Kickoff Return No. - Yds	4-60	5-97
Penalties-Yds	8-55	9-69
Fumbles-Lost	0-0	0-0
Time of Possession	26:57	33:03

#### RUSHING

**BEARS** - Jones 25-105, TD; Peterson 8-30.  
**PACKERS** - Herron 14-33, TD; Fisher 6-22; Chatman 1-10.

#### RECEIVING

**BEARS** - Muhammad 5-58, TD; Berrian 3-93; Gage 2-14; Jones 1-1. **PACKERS** - Fisher 8-61; Driver 6-107; Chatman 5-45; Thurman 3-52; Lee 3-10; Gardner 2-23; Leach 2-11; Martin 1-8.

#### PASSING

**BEARS** - Grossman 23-11-166, TD, INT.  
**PACKERS** - Favre 51-30-317, 4 INTs.

#### PUNT RETURNS

**BEARS** - Berrian 3-30.  
**PACKERS** - Chatman 3-90, TD.

#### KICKOFF RETURNS

**BEARS** - Davis 2-39; Azumah 1-21; Vasher 1-0.  
**PACKERS** - Carroll 5-97.

#### INTERCEPTIONS

**BEARS** - C. Harris 2-0; Tillman 1-0; Briggs 1-10, TD.  
**PACKERS** - Roman 1-12.

#### SACKS

**BEARS** - A. Brown 1-8; Ta. Johnson 1-9.  
**PACKERS** - Gbaja-Biamila 1-9.

#### BEARS TACKLES

(based on coaches film review)

**BEARS (TT-ST)** - McGowan 11-7; Urlacher 10-6, TFL, PBU; Tillman 9-8, 2 PBUs; C. Harris 8-7, 2 PBUs; Briggs 7-6, TFL, 2 PBUs; A. Brown 6-5, PBU; Azumah 5-4; Joe 4-3; Green 4-1; T. Harris 2-2; Ta. Johnson 3-2; Vasher 3-2; Boone 2-1, PBU; Ogunleye 1-0.



### Game 16

#### Vikings 34, Bears 10

HHH Metrodome (64,023)  
Sunday, January 1, 2006

CHICAGO	3	0	0	7	10
MINNESOTA	0	17	7	10	34

**BEARS** - Gould 22 FG (13-63, 7:26). **VIKINGS** - Edinger 54 FG (5-19, 0:54). **VIKINGS** - Fason 2 run (Edinger XP) (8-90, 4:38). **VIKINGS** - Taylor 17 pass from B. Johnson (Edinger XP) (10-69, 1:45). **VIKINGS** - Moore 7 pass from B. Johnson (Edinger XP) (15-82, 8:28). **VIKINGS** - Edinger 27 FG (4-(-1), 1:06). **BEARS** - Gage 4 pass from Blake (Gould XP) (13-59, 7:44). **VIKINGS** - Bennett 61 run (Edinger XP) (3-80, 1:58).

	BEARS	VIKINGS
First Downs	13	22
Total Net Yds	251	396
Rushes-Yds	33-154	18-149
Att-Comp-Net Yds	23-14-97	40-27-247
TDs-INTs	1-0	2-0
Times Thrown-Yds Lost	3-24	0-0
Punts - Avg	5-29.2	3-37.3
Punt Return No. - Yds	1-12	0-0
Kickoff Return No. - Yds	7-148	2-47
Penalties-Yds	8-45	7-45
Fumbles-Lost	2-0	0-0
Time of Possession	33:28	26:32

#### RUSHING

**BEARS** - T. Jones 12-62; Benson 9-35; Peterson 8-35; McKie 3-22; Orton 1-0.  
**VIKINGS** - Bennett 6-82, TD; Moore 6-57; Williamson 1-9; Fason 3-3, TD; Hill 2-(-2).

#### RECEIVING

**BEARS** - Gage 6-67, TD; Peterson 3-30; Berlin 2-9; Berrian 1-7; Reid 1-5; Benson 1-3.  
**VIKINGS** - Burleson 6-66; Moore 6-44, TD; Taylor 5-68, TD; Bennett 3-23; Wiggins 3-16; Williamson 2-12; Kleinsasser 1-15; K. Robinson 1-3.

#### PASSING

**BEARS** - Orton 14-6-59; Blake 8-7-44, TD; Maynard 1-1-18. **VIKINGS** - B. Johnson 40-27-247, 2 TDs.

#### PUNT RETURNS

**BEARS** - Berrian 1-12. **VIKINGS** - None.

#### KICKOFF RETURNS

**BEARS** - Davis 6-143; Gilmore 1-5.  
**VIKINGS** - Williamson 2-47.

#### INTERCEPTIONS

**BEARS** - None. **VIKINGS** - None.

#### SACKS

**BEARS** - None.  
**VIKINGS** - K. Williams 2-17; Henderson 1-7.

#### BEARS TACKLES

(based on coaches film review)

**BEARS (TT-ST)** - Joe 9-6; Cain 8-6, PBU; Green 7-4; Holly 7-0, 2 PBUs; Davis 6-4; Thompson 5-5; To. Johnson 5-4; Boone 5-3, TFL, PBU; Ayanbadejo 5-2; Ta. Johnson 3-3, TFL; A. Brown 2-2, TFL; C. Harris 1-1; T. Harris 1-1; McGowan 1-1; Briggs 1-0; Haynes 1-0; Idonije 0-0, PBU; Vasher 0-0, PBU.

# Year-in-Review

## Playoff Summary & Stats



### Divisional Playoff

#### Panthers 29, Bears 21

Soldier Field (62,209)  
Sunday, January 15, 2006

CAROLINA	7	9	7	6	29
CHICAGO	0	7	7	7	21

**PANTHERS** - Smith 58 pass from Delhomme (Kasay XP) (2-60, 0:55). **PANTHERS** - Kasay 20 FG (10-62, 4:01). **PANTHERS** - Kasay 38 FG (8-40, 4:26). **BEARS** - Peterson 1 run (Gould XP) (9-67, 4:29). **PANTHERS** - Kasay 37 FG (8-51, 1:57). **BEARS** - Clark 1 pass from Grossman (Gould XP) (8-68, 3:39). **PANTHERS** - Smith 39 pass from Delhomme (Kasay XP) (5-56, 3:24). **BEARS** - McKie 3 run (Gould XP) (11-66, 4:44). **PANTHERS** - Mangum 1 pass from Delhomme (kick failed, hit right upright) (7-62, 4:19).

	PANTHERS	BEARS
First Downs	21	23
Total Net Yds	434	282
Rushes-Yds	31-123	27-97
Att-Comp-Net Yds	33-24-311	41-17-185
TDs-INTs	3-1	1-1
Times Thrown-Yds Lost	1-8	1-7
Punts - Avg	5-41.2	7-35.1
Punt Return No. - Yds	2-(-1)	2-1
Kickoff Return No. - Yds	4-100	6-132
Penalties-Yds	9-50	4-19
Fumbles-Lost	3-0	0-0
Time of Possession	33:25	26:35

#### RUSHING

**PANTHERS** - Foster 16-54; Goings 10-34; Smith 3-26; Delhomme 2-9. **BEARS** - Jones 20-80; Peterson 5-9, TD; Grossman 1-5; McKie 1-3, TD.

#### RECEIVING

**PANTHERS** - S. Smith 12-218, 2 TDs; Proehl 3-28; Carter 2-43; Hoover 2-13; Goings 1-14; Colbert 1-9; Foster 1-3; Mangum 1-1; Robertson 1-(-10). **BEARS** - Berrian 5-68; Muhammad 3-58; Jones 3-30; Gage 3-28; Clark 2-5, TD; Peterson 1-3.

#### PASSING

**PANTHERS** - Delhomme 33-24-319, 3 TDs, INT.  
**BEARS** - Grossman 41-17-192, TD, INT.

#### PUNT RETURNS

**PANTHERS** - S. Smith 2-(-1).  
**BEARS** - Vasher 2-1.

#### KICKOFF RETURNS

**PANTHERS** - Robertson 4-100.  
**BEARS** - Davis 5-115; Peterson 1-17.

#### INTERCEPTIONS

**PANTHERS** - Lucas 1-1.  
**BEARS** - Urlacher 1-20.

#### SACKS

**PANTHERS** - Carstens 1-7.  
**BEARS** - Ogunleye 1-8.

#### BEARS TACKLES

(based on coaches film review)

**BEARS (TT-ST)** - C. Harris 11-9, FF; Briggs 9-7, TFL; Urlacher 9-5, TFL; Hillenmeyer 8-6; Tillman 7-5, PBU; Vasher 5-4; Ogunleye 5-3, TFL, FF; To, Johnson 4-3; A. Brown 4-1, TFL, PBU; Ta, Johnson 3-2, 2 TFLs; Green 2-2, TFL; M. Brown 1-1; Joe 1-1; T. Harris 1-1, TFL; Scott 1-1; Azumah 1-0.

#### WON 0, LOST 1

01/15	CAROLINA	L	21-29	62,209
-------	----------	---	-------	--------

	Bears	Opp
<b>TOTAL FIRST DOWNS</b>	23	21
Rushing	6	6
Passing	11	14
Penalty	6	1
3rd Down: Made/Att	3/13	5/12
3rd Down Pct.	23.1	41.7
4th Down: Made/Att	1/2	0/0
4th Down Pct.	50.0	0.0
<b>POSSESSION AVG.</b>	26:35	33:25
<b>TOTAL NET YARDS</b>	282	434
Avg. Per Game	282.0	434.0
Total Plays	69	65
Avg. Per Play	4.1	6.7
<b>NET YARDS RUSHING</b>	97	123
Avg. Per Game	97.0	123.0
Total Rushes	27	31
<b>NET YARDS PASSING</b>	185	311
Avg. Per Game	185.0	311.0
Sacked/Yards Lost	1/7	1/8
Gross Yards	192	319
Attempts/Completions	41/17	33/24
Completion Pct.	41.5	72.7
Had Intercepted	1	1
<b>PUNTS/AVERAGE</b>	7/35.1	5/41.2
<b>NET PUNTING AVG.</b>	7/35.3	5/37.0
<b>PENALTIES/YARDS</b>	4/19	9/50
<b>FUMBLES/BALL LOST</b>	0/0	3/0
<b>TOUCHDOWNS</b>	3	3
Rushing	2	0
Passing	1	3
Returns	0	0

#### SCORE BY PERIOD

	1	2	3	4	OT	Tot
<b>BEARS</b>	0	7	7	7	-	21
<b>OPPONENTS</b>	7	9	7	6	-	29

#### SCORING

	TDs	Ru	Pa	Rt	K-PAT	FG	2Pt	Pts
Clark	1	0	1	0			0	6
McKie	1	1	0	0			0	6
Peterson	1	1	0	0			0	6
Gould	0	0	0	0	3/3	0/0	0	3
<b>BEARS</b>	3	2	1	0	3/3	0/0	0	21
<b>OPPS.</b>	3	0	3	0	2/3	3/3	0	29

2-Pt. Conversions: **BEARS** 0-0, **OPPONENTS** 0-0

**SACKS:** Ogunleye 1, **BEARS:** 1,  
**OPPONENTS:** 1



# Year-in-Review

## Playoff Summary & Stats

RUSHING	No	Yds	Avg	Lg	TD
Thomas Jones	20	80	4.0	24	0
Adrian Peterson	5	9	1.8	5	1
Rex Grossman	1	5	5.0	5	0
Jason McKie	1	3	3.0	3t	1
<b>BEARS</b>	<b>27</b>	<b>97</b>	<b>3.6</b>	<b>24</b>	<b>2</b>
<b>OPPONENTS</b>	<b>31</b>	<b>123</b>	<b>4.0</b>	<b>22</b>	<b>0</b>

RECEIVING	No	Yds	Avg	Lg	TD
Bernard Berrian	5	68	13.6	17	0
Muhsin Muhammad	3	58	19.3	24	0
Thomas Jones	3	30	10.0	27	0
Justin Gage	3	28	9.3	24	0
Desmond Clark	2	5	2.5	4	1
Adrian Peterson	1	3	3.0	3	0
<b>BEARS</b>	<b>17</b>	<b>192</b>	<b>11.3</b>	<b>27</b>	<b>1</b>
<b>OPPONENTS</b>	<b>24</b>	<b>319</b>	<b>13.3</b>	<b>58t</b>	<b>3</b>

INTERCEPTIONS	No	Yds	Avg	Lg	TD
Brian Urlacher	1	20	20.0	20	0
<b>BEARS</b>	<b>1</b>	<b>20</b>	<b>20.0</b>	<b>20</b>	<b>0</b>
<b>OPPONENTS</b>	<b>1</b>	<b>1</b>	<b>1.0</b>	<b>1</b>	<b>0</b>

PASSING	Att	Cmp	Yds	Cmp%	Yd/Att	TD	TD%	Int	Int%	Lg	Sack/Lost	Rating
Rex Grossman	41	17	192	41.5	4.68	1	2.4	1	2.4	27	1/7	54.1
<b>BEARS</b>	<b>41</b>	<b>17</b>	<b>192</b>	<b>41.5</b>	<b>4.68</b>	<b>1</b>	<b>2.4</b>	<b>1</b>	<b>2.4</b>	<b>27</b>	<b>1/7</b>	<b>54.1</b>
<b>OPPONENTS</b>	<b>33</b>	<b>24</b>	<b>319</b>	<b>72.7</b>	<b>9.67</b>	<b>3</b>	<b>9.1</b>	<b>1</b>	<b>3.0</b>	<b>58t</b>	<b>1/8</b>	<b>120.6</b>

DEFENSE	Tackles	Solo	Assist	TFL	FF	FR	PBU	Sacks-Yds	Int-Yds
Chris Harris	11	9	2	0	1	0	0	0-0	0-0
Lance Briggs	9	7	2	1	0	0	0	0-0	0-0
Brian Urlacher	9	5	4	1	0	0	0	0-0	1-20
Hunter Hillenmeyer	8	6	2	0	0	0	0	0-0	0-0
Charles Tillman	7	5	2	0	0	0	1	0-0	0-0
Nathan Vasher	5	4	1	0	0	0	0	0-0	0-0
Adewale Ogunleye	5	3	2	1	1	0	0	1-8	0-0
Todd Johnson	4	3	1	0	0	0	0	0-0	0-0
Alex Brown	4	1	3	1	0	0	1	0-0	0-0
Tank Johnson	3	2	1	2	0	0	0	0-0	0-0
Mike Green	2	2	0	1	0	0	0	0-0	0-0
Mike Brown	1	1	0	0	0	0	0	0-0	0-0
Leon Joe	1	1	0	0	0	0	0	0-0	0-0
Tommie Harris	1	1	0	1	0	0	0	0-0	0-0
Ian Scott	1	1	0	0	0	0	0	0-0	0-0
Jerry Azumah	1	0	1	0	0	0	0	0-0	0-0
<b>TEAM TOTALS</b>	<b>72</b>	<b>51</b>	<b>21</b>	<b>8</b>	<b>2</b>	<b>0</b>	<b>2</b>	<b>1-8</b>	<b>1-20</b>

SPECIAL TEAMS	Tkls	Solo	Assists	FF	FR	Blk Punt	Blk FG/PAT
Brendon Ayanbadejo	3	3	0	0	0	0	0
Mike Green	2	1	1	0	0	0	0
Chris Thompson	2	0	2	0	0	0	0
Gabe Reid	1	1	0	0	0	0	0
Israel Idonije	1	1	0	0	0	0	0
<b>TEAM TOTALS</b>	<b>9</b>	<b>6</b>	<b>3</b>	<b>0</b>	<b>0</b>	<b>0</b>	<b>0</b>

PUNTING	No	Yds	Avg	Net TB	In20	Lg	B
B. Maynard	7	246	35.1	35.3	0	0	54
BEARS	7	246	35.1	35.3	0	0	54
OPP.	5	206	41.2	37.0	1	3	47

PUNT RETURNS	Ret	FC	Yds	Avg	Lg	TD
Nathan Vasher	2	0	1	0.5	6	0
<b>BEARS</b>	<b>2</b>	<b>0</b>	<b>1</b>	<b>0.5</b>	<b>6</b>	<b>0</b>
<b>OPPONENTS</b>	<b>2</b>	<b>0</b>	<b>-1</b>	<b>-.5</b>	<b>0</b>	<b>0</b>

KICK RETURNS	No	Yds	Avg	Lg	TD
Rashied Davis	5	115	23.0	31	0
Adrian Peterson	1	17	17.0	17	0
<b>BEARS</b>	<b>6</b>	<b>132</b>	<b>22.0</b>	<b>31</b>	<b>0</b>
<b>OPPONENTS</b>	<b>4</b>	<b>100</b>	<b>25.0</b>	<b>34</b>	<b>0</b>

FIELD GOALS	1-19	20-29	30-39	40-49	50+
<b>BEARS</b>	<b>0/0</b>	<b>0/0</b>	<b>0/0</b>	<b>0/0</b>	<b>0/0</b>
<b>OPPONENTS</b>	<b>0/0</b>	<b>1/1</b>	<b>2/2</b>	<b>0/0</b>	<b>0/0</b>

Opponents: (20G, 38G, 37G)

# Year-in-Review

## 2005 NFL Standings

### NATIONAL FOOTBALL CONFERENCE

	North Division					
	W	L	T	Pct.	PF	PA
BEARS-z	11	5	0	.688	260	202
Minnesota	9	7	0	.563	306	344
Detroit	5	11	0	.313	254	345
Green Bay	4	12	0	.250	298	344

	East Division					
	W	L	T	Pct.	PF	PA
N.Y. Giants-z	11	5	0	.688	422	314
Washington-y	10	6	0	.625	359	293
Dallas	9	7	0	.563	325	308
Philadelphia	6	10	0	.375	310	388

	South Division					
	W	L	T	Pct.	PF	PA
Tampa Bay-z	11	5	0	.688	300	274
Carolina-y	11	5	0	.688	391	259
Atlanta	8	8	0	.500	351	341
New Orleans	3	13	0	.188	235	398

	West Division					
	W	L	T	Pct.	PF	PA
Seattle-z	13	3	0	.813	452	271
St. Louis	6	10	0	.375	363	429
Arizona	5	11	0	.313	311	387
San Francisco	4	12	0	.250	239	428

z-Division Winner

### AMERICAN FOOTBALL CONFERENCE

	North Division					
	W	L	T	Pct.	PF	PA
Cincinnati-z	11	5	0	.688	421	350
Pittsburgh-y	11	5	0	.688	389	258
Cleveland	6	10	0	.375	232	301
Baltimore	6	10	0	.375	265	299

	East Division					
	W	L	T	Pct.	PF	PA
New England-z	10	6	0	.625	379	338
Miami	9	7	0	.563	318	317
Buffalo	5	11	0	.313	271	367
N.Y. Jets	4	12	0	.250	240	355

	South Division					
	W	L	T	Pct.	PF	PA
Indianapolis-z	14	2	0	.875	439	247
Jacksonville-y	12	4	0	.750	361	269
Tennessee	4	12	0	.250	299	421
Houston	2	14	0	.125	260	431

	West Division					
	W	L	T	Pct.	PF	PA
Denver-z	13	3	0	.813	395	258
Kansas City	10	6	0	.625	403	325
San Diego	9	7	0	.563	418	312
Oakland	4	12	0	.250	290	383

y-Wild Card qualifier for playoffs

### 2005 NFL POST-SEASON

Home team in CAPS.

#### NFC Wild Card Playoff Games

Carolina 23, N.Y. GIANTS 0  
Washington 17, TAMPA BAY 10

#### NFC Divisional Playoff Games

Carolina 29, CHICAGO 21  
SEATTLE 20, Washington 10

#### NFC Championship Game

SEATTLE 34, Carolina 14

#### AFC Wild Card Playoff Games

Pittsburgh 31, CINCINNATI 17  
NEW ENGLAND 28, Jacksonville 3

#### AFC Divisional Playoff Games

Pittsburgh 21, INDIANAPOLIS 18  
DENVER 27, New England 13

#### AFC Championship Game

Pittsburgh 34, DENVER 17

#### SUPER BOWL XL at Ford Field, Detroit, Michigan

Pittsburgh Steelers (AFC) 21, Seattle Seahawks (NFC) 10

#### AFC-NFC PRO BOWL at Aloha Stadium, Honolulu, Hawaii

NFC 23, AFC 17

- Cincinnati finished ahead of Pittsburgh based on better division record (5-1 to 4-2).
- Baltimore finished ahead of Cleveland based on better division record (2-4 to 1-5).
- Tampa Bay finished ahead of Carolina based on better division record (5-1 to 4-2).

### FUTURE SUPER BOWLS

Super Bowl XLI February 4, 2007  
Super Bowl XLII February 3, 2008  
Super Bowl XLIII February 1, 2009  
Super Bowl XLIV TBA, 2010

Dolphins Stadium Miami, Fla.  
Cardinals Stadium Glendale, Ariz.  
Raymond James Stadium Tampa, Fla.  
Dolphins Stadium Miami, Fla.



# Bears Records



Walter Payton

Records



# Bears Records

## The Last Time ...

### Blocked Extra Point

- By Bears — Alfonso Boone, vs. Detroit, 9/18/05 (Remy Hamilton kicker)
- By Opp. — Dale Carter, at Kansas City, 11/21/93 (Kevin Butler kicker)

### Blocked Field Goal

- By Bears — Alfonso Boone, vs. Minnesota, 10/16/05 (Paul Edinger 32-yard attempt)
- By Opp. — Shaun Rogers, vs. Detroit, 9/12/04 (Paul Edinger 27-yard attempt)

### Blocked Field Goal for TD

- By Bears — Virgil Livers, vs. Oakland, 10/1/78 (Mike Spivey returned 71 yards for TD)
- By Opp. — Shaun Rogers, vs. Detroit, 9/12/04 (Bracy Walker returned 92 yards for TD)

### Blocked Punt

- By Bears — Bobbie Howard, at Minnesota, 10/27/02 (punter Kyle Richardson)
- By Opp. — Jim Kleinsasser, at Minnesota, 1/1/06 (punter Brad Maynard)

### Blocked Punt for TD

- By Bears — Anthony Marshall, at Tampa Bay, 9/17/95 (Returned 11 yards for TD)
- By Opp. — Eric Howard, vs. New York Giants, 9/14/87 (Tom Flynn recovered in end zone)

### Deflected Field Goal (kick is missed but advances beyond line of scrimmage)

- By Bears — Marc Colombo, at Tennessee, 11/14/04 (Craig Hentrich 52-yard attempt)
- By Opp. — Mark Spindler, at Detroit, 11/15/98 (Jeff Jaeger 43-yard attempt)

### Deflected Punt (punt advances beyond line of scrimmage)

- By Bears — Never
- By Opp. — Kevin McCadam, vs. Atlanta, 12/18/05 (punter Brad Maynard)

### Fake Field Goal for TD

- By Bears — Brad Maynard 12-yard pass to Dustin Lyman, at Green Bay, 12/1/02
- By Opp. — John Kidd 2-yard run, at San Diego, 11/14/93

### Fumble Returned for TD

- By Bears — Mike Brown, at Green Bay, 9/19/04 (95 yards)
- By Opp. — Charlie Anderson, vs. Houston, 12/19/04 (60 yards)

### Intercepted Pass Returned for TD

- By Bears — Lance Briggs, at Green Bay, 12/25/05 (10 yards)
- By Opp. — Darren Sharper, vs. Green Bay, 1/2/05 (43 yards)

### Kickoff Returned for TD

- By Bears — Jerry Azumah, at Green Bay, 12/7/03 (88 yards)
- By Opp. — Reggie Swinton, vs. Detroit, 10/26/03 (96 yards)

### Linebacker Scored TD

- By Bears — Lance Briggs, at Green Bay, 12/25/05 (10-yard interception return)
- By Opp. — Charlie Anderson, vs. Houston, 12/19/04 (60-yard fumble return)

### Missed Extra Point (kick not blocked)

- By Bears — Robbie Gould, at Pittsburgh, 12/11/05 (wide left)
- By Opp. — Sebastian Janikowski, vs. Oakland, 10/5/03 (wide right)

### Missed Field Goal Returned

- By Bears — Nathan Vasher, vs. San Francisco, 11/13/05, 108 yards\*
- By Opp. — Never

### Offensive Lineman Caught a Pass

- By Bears — Olin Kreutz, vs. Oakland, 10/5/03 (-8 yards)
- By Opp. — Chris Hinton, vs. Atlanta, 10/3/93 (-8 yards)

### Offensive Lineman Scored TD

- By Bears — Marcus Spears, at New Orleans, 10/13/96 (1-yard touchdown reception)
- By Opp. — (None since at least 1962)

### Defensive Lineman Scored TD

- By Bears — Michael Haynes (DE), at Tennessee, 11/11/04 (45-yard interception return)
- By Opp. — Kabeer Gbaja-Biamila (DE), vs. Green Bay, 10/7/02 (72-yard interception return)



# Bears Records

## The Last Time ...

### Muff Recovered for TD

- By Bears — Michael Lowery, vs. St. Louis, 12/8/96 (muffed punt recovered in end zone)
- By Opp. — Never

### Punt Returned for TD

- By Bears — Bobby Wade, vs. Detroit, 9/18/05 (73 yards)
- By Opp. — Antonio Chapman, at Green Bay, 12/25/05 (85 yards)

### Recovered Own Onside Kick

- By Bears — Ahmad Merritt, vs. Green Bay, 9/29/03 (4th quarter, Paul Edinger kicker)
- By Opp. — Jack Brewer, at NY Giants, 11/7/04 (4th quarter, Steve Christie kicker)

### Safety

- By Bears — TEAM (David Carr intentional grounding in end zone), vs. Houston, 12/19/04
- Adewale Ogunleye, at Tennessee, 11/14/04 (tackled Fred Miller in end zone)
- By Opp. — TEAM (Brad Maynard ran out of end zone), at Washington, 12/23/01
- Daryl Smith, at Jacksonville, 12/12/04 (sacked Chad Hutchinson in end zone)

### Shutout

- By Bears — at Detroit, 12/30/01, 24-0
- By Opp. — vs. Tampa Bay, 12/29/02, 15-0

### 3 TDs

- By Bears — Marty Booker, at Tampa Bay, 11/18/01 (3 receiving)
- By Opp. — Daunte Culpepper, at Minnesota, 9/3/00 (3 rushing)

### 3 TDs Rushing

- By Bears — Rashaan Salaam, vs. Tampa Bay, 12/17/95
- By Opp. — Daunte Culpepper, at Minnesota, 9/3/00

### 3 TDs Receiving

- By Bears — Marty Booker, at Tampa Bay, 11/18/01
- By Opp. — Cris Carter, vs. Minnesota, 11/14/99

### 3 TD Passes

- By Bears — Chad Hutchinson, vs. Minnesota, 12/5/04
- By Opp. — Carson Palmer, vs. Cincinnati, 9/25/05

### 4 TDs Rushing

- By Bears — Bobby Douglass, at Green Bay, 11/4/73
- By Opp. — Jim Taylor, vs. Green Bay, 11/4/62

### 4 TDs Receiving

- By Bears — Mike Ditka, at LA Rams, 10/13/63
- By Opp. — Never

### 4 TD Passes

- By Bears — Cade McNown, vs. Detroit, 12/19/99
- By Opp. — Peyton Manning, vs. Indianapolis, 11/21/04

### 4 Field Goals

- By Bears — Robbie Gould, vs. Green Bay, 12/4/05 (4 for 5)
- By Opp. — Jason Hanson, at Detroit, 12/26/04 (4 for 4)

### 5 TD Passes

- By Bears — Ray Buivid, vs. Chicago Cardinals, 12/5/37
- By Opp. — Brett Favre, at Green Bay, 11/12/95

### 5 Field Goals

- By Bears — Mac Percival, at Philadelphia, 10/20/68 (5-for-5)
- By Opp. — Sebastian Janikowski, vs. Oakland, 10/5/03 (5-for-6)

### 100-yards Rushing

- By Bears — Thomas Jones, at Green Bay, 12/25/05 (105 yards on 25 carries; 4.2 ypc)
- By Opp. — Antowain Smith, at New Orleans, 11/6/05 (110 yards on 17 carries; 6.5 ypc)

\* NFL Record

† Tied NFL Record

Regular season games only

Records

193

# Bears Records

## The Last Time ...

### 100-yards Receiving

- By Bears — David Terrell, vs. Philadelphia, 10/3/04 (116 yards on 9 receptions; 12.9 ypc)  
By Opp. — Donald Driver, at Green Bay, 12/25/05 (107 yards on 6 receptions; 17.8 ypc)

### 10 Catches

- By Bears — Marty Booker (10-157), vs. Detroit, 11/24/02  
By Opp. — Steve Ssmith (14-169), vs. Carolina, 11/20/05

### 100-yards Rushing and Receiving

- By Bears — Walter Payton (104 rush, 102 rec), at LA Rams, 12/26/82  
By Opp. — Never (according to Elias Sports Bureau)

### 100-Yards Rushing and Receiving (two players)

- By Bears — Brock Forsey (134 rushing) and Justin Gage (100 receiving), vs. Arizona, 11/30/03  
By Opp. — Edgerrin James (204 rushing) and Reggie Wayne (106 receiving) vs. Indianapolis, 11/21/04

### 10 Receptions and 10 Carries

- By Bears — James Allen, vs. Green Bay, 12/3/00 (17 carries, 11 rec.)  
By Opp. — Marshall Faulk, at St. Louis, 12/26/99 (10 carries, 12 rec.)

### Two 100-yard Rushers

- By Bears — Walter Payton (107) and Matt Suhey (102), vs. Detroit, 11/10/85  
By Opp. — Norris Weese (120) and Ottis Armstrong (116), vs. Denver, 12/12/76

### Two 100-yard Receivers

- By Bears — Marty Booker (10-157) and Dez White (8-106), vs. Detroit, 11/24/02  
By Opp. — Terry Glenn (8-154) and Donald Driver (4-120), vs. Green Bay, 10/7/02

### Two 10 Catch Receivers

- By Bears — Marcus Robinson (11-170) and Bobby Engram (10-94), vs. Detroit, 12/19/99  
By Opp. — Warrick Dunn (12-138) and Keyshawn Johnson (12-89), at Tampa Bay, 11/18/01

### Three 100-yard Receivers

- By Bears — Never  
By Opp. — George Farmer (9-183), Preston Dennard (5-122), Wendell Tyler (8-102) at Rams 12/26/82

### 200-yards Rushing

- By Bears — Walter Payton, vs. Minnesota, 11/20/77 (275 yards on 40 carries)  
By Opp. — Edgerrin James, vs. Indianapolis, 11/21/04 (204 yards on 23 carries)

### 200-yards Receiving

- By Bears — Johnny Morris, at Dallas, 11/18/62 (201 yards on 10 receptions)  
By Opp. — Terrell Owens, at San Francisco, 12/17/00 (283 yards on 20 receptions)\*

### 300-yards Passing

- By Bears — Jim Miller, vs. Green Bay, 10/7/02 (27 of 49 for 353; 3 TDs, 3 INTs)  
By Opp. — Brett Favre, at Green Bay, 12/25/05 (30 of 51 for 317; 0 TDs, 2 INTs)

### 400-yards Passing

- By Bears — Jim Miller, vs. Minnesota, 11/14/99 (34 of 48 for 422 yards; 3 TDs, 1 INT)  
By Opp. — Jeff Garcia, at San Francisco, 12/17/00 (36 of 44 for 402; 2 TDs)

### Back-to-back 100-yard Rushing Games

- By Bears — Thomas Jones, vs. DET, 9/18/05 (139-20); vs. CIN, 9/25/05, (106-27); at CLE, 10/9/05 (137-24)

### Back-to-back 100-yard Receiving Games

- By Bears — Marcus Robinson, vs. Minn., 11/14/99 (7-148); at SD, 11/21/99 (6-163)

### Back-to-back 300-yard Passing Games

- By Bears — Jim Miller, vs. Minnesota, 11/14/99 (422); at San Diego, 11/21/99 (357)



# Bears Records

## Rookie Season

### - SCORING -

#### Points

- \*144 Kevin Butler, 1985 (51 XPs, 31 FGs)
- 132 Gale Sayers, 1965 (22 TDs)
- 84 Paul Edinger, 2000 (21 XPs, 21 FGs)

#### Touchdowns

- \*22 Gale Sayers, 1965
- 12 Mike Ditka, 1961
- Harlon Hill, 1954

#### Field Goals

- 31 Kevin Butler, 1985
- 21 Robbie Gould, 2005
- Paul Edinger, 2000

### - RUSHING -

#### Attempts

- 296 Rashaan Salaam, 1995
- 278 Anthony Thomas, 2001
- 196 Walter Payton, 1975

#### Yards

- 1,183 Anthony Thomas, 2001
- 1,074 Rashaan Salaam, 1995
- 1,004 Beattie Feathers, 1934

#### Touchdowns

- 14 Gale Sayers, 1965
- 10 Rashaan Salaam, 1995
- 8 Hugh Gallarneau, 1941
- Beattie Feathers, 1934

### - PASSING -

#### Attempts

- 368 Kyle Orton, 2005
- 235 Cade McNown, 1999
- 210 Jim McMahon, 1982

#### Completions

- 190 Kyle Orton, 2005
- 127 Cade McNown, 1999
- 120 Jim McMahon, 1982

#### Yards

- 1,869 Kyle Orton, 2005
- 1,501 Jim McMahon, 1982
- 1,465 Cade McNown, 1999

#### Touchdowns

- 9 Kyle Orton, 2005
- Jim McMahon, 1982
- 8 Cade McNown, 1999
- Zeke Bratkowski, 1954
- 6 Bob Avellini, 1975
- Johnny Lujack, 1948

#### Interceptions

- 17 Zeke Bratkowski, 1954
- 13 Kyle Orton, 2005
- 11 Bob Avellini, 1975

### - RECEIVING -

#### Receptions

- 56 Mike Ditka, 1961
- 45 Harlon Hill, 1954
- 40 Willie Gault, 1983

#### Yards

- 1,124 Harlon Hill, 1954
- 1,076 Mike Ditka, 1961
- 836 Willie Gault, 1983

#### Touchdowns

- 12 Mike Ditka, 1961
- Harlon Hill, 1954
- 8 Willie Gault, 1983

### - SACKS -

#### Sacks

- 9.0 Wally Chambers, DT, 1973#
- 8.0 Brian Urlacher, LB, 2000
- 6.0 Roger Stillwell, DE/DT, 1975#
- 5.0 Trace Armstrong, DE, 1989
- William Perry, DT, 1985
- Mike Hartenstine, DE, 1975#
- Jim Osborne, DT, 1972#

# All sack statistics prior to 1982 are unofficial

### - INTERCEPTIONS -

#### Interceptions

- 10 Mark Carrier, 1990
- 8 Johnny Lujack, 1948
- 7 Charlie Sumner, 1955

### - PUNTS -

#### Punts

- 83 Dave Finzer, 1984
- 57 Fred Morrison, 1950
- 55 Todd Sauerbrun, 1995

#### Average

- 44.8 George Gulyanics, 1947
- 43.3 Sid Luckman, 1939
- Fred Morrison, 1950

### - PUNT RETURNS -

#### Returns

- \*57 Lew Barnes, 1986
- 43 Jeff Fisher, 1981
- 42 Virgil Livers, 1975

#### Yards

- 509 Jeff Fisher, 1981
- 482 Lew Barnes, 1986
- 456 Virgil Livers, 1975

### - KICKOFF RETURNS -

#### Returns

- 29 Brian Baschnagel, 1976
- 27 Ike Hill, 1973
- 26 Jack Cameron, 1984

#### Yards

- 754 Brian Baschnagel, 1976
- 660 Gale Sayers, 1965
- 638 Ike Hill, 1973

\* NFL Record

† Tied NFL Record

# Bears Records

## Individual

### - SERVICE -

#### PLAYER

**Pro Bowls** (years are when Pro Bowl was played)

- 10 Mike Singletary, 1984-93
- 9 Walter Payton, 1976; 78-81; 84-87
- 8 Dick Butkus, 1966-73
- Doug Atkins, 1958-64; 66
- Bill George, 1955-62

#### Seasons

- 14 Doug Buffone, 1966-79
- Bill George, 1952-65
- 13 Keith Van Horne, 1981-93
- Steve McMichael, 1981-93
- Walter Payton, 1975-87
- Jim Osborne, 1972-84
- Clyde "Bulldog" Turner, 1940-52
- George Trafton, 1920-32
- 12 Last: James Williams, 1991-2002

#### Games

- 191 Steve McMichael, 1981-93
- 190 Walter Payton, 1975-87
- 186 Doug Buffone, 1966-79

#### Starts

- 184 Walter Payton, 1975-87
- 172 Mike Singletary, 1981-92
- 169 Keith Van Horne, 1981-93

#### Consecutive games

- 191 Steve McMichael, 1981-93
- 186 Walter Payton, 1975-87
- 179 Mike Hartenstein, 1975-86

#### COACH

##### Seasons

- \*40 George Halas, 1920-29, 1933-42, 1946-55, 1958-67
- 11 Mike Ditka, 1982-92
- 6 Dave Wannstedt, 1993-98
- 5 Dick Jauron, 1999-2003
- 4 Neill Armstrong, 1978-81
- Jim Dooley, 1968-71
- "Hunk" Anderson / Luke Johnsos co-coaches, 1942-45

##### Consecutive seasons

- 11 Mike Ditka, 1982-92
- 10 George Halas, 1958-67
- George Halas, 1946-55
- George Halas, 1933-42
- George Halas, 1920-29
- 6 Dave Wannstedt, 1993-98
- 5 Dick Jauron, 1999-2003

\* NFL Record

† Tied NFL Record

### - SCORING -

#### POINTS

##### Lifetime

- 1,116 Kevin Butler, 1985-95 (387 XP, 243 FG)
- 750 Walter Payton, 1975-87 (125 TD)
- 629 Bob Thomas, 1975-84 (245 XP, 128 FG)

##### Season

- 144 Kevin Butler, 1985 (51 XP, 31 FG)
- 132 Gale Sayers, 1965 (22 TD)
- 120 Kevin Butler, 1986 (36 XP, 28 FG)

##### Game

- 36 Gale Sayers, vs. SF, 12/12/65 (6 TD)
- 24 Last: Bobby Douglass, at GB, 11/4/73

##### Consecutive games

- 83 George Blanda, 10/28/51-11/9/58
- 66 Kevin Butler, 9/9/90-9/12/94
- 55 Bob Thomas, 12/2/79-12/16/84

#### TOUCHDOWNS

(Rushes-receptions-returns)

##### Lifetime

- 125 Walter Payton, 1975-87 (110-15-0)
- 71 Neal Anderson, 1986-93 (51-20-0)
- 59 Rick Casares, 1955-64 (49-10-0)

##### Season

- 22 Gale Sayers, 1965 (14-6-2)
- 16 Walter Payton, 1977; 1979 (14-2-0)
- 15 Neal Anderson, 1989 (11-4-0)

##### Game

- †6 Gale Sayers, vs. SF, 12/12/65 (4-1-1)
- 4 Last: Bobby Douglass, at GB, 11/4/73 (4-0-0)

##### Consecutive games

- 8 Rick Casares, 11/1/59-9/25/60
- 7 Curtis Conway, 9/24-11/12/95
- Walter Payton, 10/3-11/14/76
- Gale Sayers, 10/26-12/6/69
- Willie Galimore, 9/28-11/9/58
- Ken Kavanaugh, 11/2-12/14/47

#### EXTRA POINTS MADE

##### Lifetime

- 387 Kevin Butler, 1985-95
- 247 George Blanda, 1949-58
- 245 Bob Thomas, 1975-84

##### Season

- 52 Roger Leclerc, 1965
- 51 Kevin Butler, 1985
- 45 Kevin Butler, 1995
- George Blanda, 1956

##### Game

- 8 Bob Snyder, at NYG, 11/14/43
- 7 Last: Bob Thomas, vs. GB, 12/7/80



# Bears Records

## Individual

### EXTRA POINT ATTEMPTS

#### Lifetime

- 397 Kevin Butler, 1985-95
- 268 Bob Thomas, 1975-84
- 250 George Blanda, 1949-58

#### Season

- 52 Roger Leclerc, 1965  
Ray (Scooter) McLean, 1947
- 51 Kevin Butler, 1985
- 47 George Blanda, 1956

#### Game

- 9 Bob Thomas, vs. GB, 12/7/80
- 8 Roger Leclerc, at Balt, 11/25/62  
George Blanda, vs. Balt, 10/21/56  
Bob Snyder, at NYG, 11/14/43

### CONSECUTIVE EXTRA POINTS

#### Lifetime

- 156 George Blanda, 10/28/51 - 10/21/56
- 143 Mac Percival, 11/19/67 - 11/4/73
- 133 Paul Edinger, 9/3/00 - 1/2/05

#### Season

- 52 Roger Leclerc, 1965
- 51 Kevin Butler, 1985
- 45 Kevin Butler, 1995

#### Game

- 8 Bob Snyder, at NYG, 11/14/43
- 7 Last: Bob Jencks, at Rams, 10/13/63

### FIELD GOALS MADE

#### Lifetime

- 243 Kevin Butler, 1985-95
- 128 Bob Thomas, 1975-84
- 110 Paul Edinger, 2000-04

#### Season

- 31 Kevin Butler, 1985
- 28 Kevin Butler, 1986
- 27 Kevin Butler, 1993

#### Game

- 5 Mac Percival, at Phil, 10/20/68  
Roger Leclerc, vs. Detroit, 12/3/61
- 4 Last: Paul Edinger, at Den, 11/23/03

#### Long

- 55 Kevin Butler, at TB, 12/12/93  
Kevin Butler, vs. Min, 10/25/93  
Bob Thomas, at LA Rams, 11/23/75
- 54 Paul Edinger, at Denver, 11/23/03  
Paul Edinger, at Detroit, 12/24/00  
Kevin Butler, at SD, 11/14/93
- 53 Paul Edinger, vs. Min, 12/5/04  
Paul Edinger, vs. NY Jets, 12/15/02  
Paul Edinger, vs. Phil, 11/3/02  
Paul Edinger, at Detroit, 10/20/02  
Kevin Butler, at LA Rams, 1/2/94

### 50+ Yards (lifetime)

- 16 Kevin Butler, 1985-95
- 13 Paul Edinger, 2000-2004
- 4 Bob Thomas, 1975-84

### 50+ Yards (season)

- 5 Paul Edinger, 2002  
Kevin Butler, 1993
- 4 Kevin Butler, 1990
- 3 Paul Edinger, 2004  
Paul Edinger, 2003

### FIELD GOAL ATTEMPTS

#### Lifetime

- 333 Kevin Butler, 1985-95
- 205 Bob Thomas, 1975-84
- 201 George Blanda, 1949-58

#### Season

- 41 Kevin Butler, 1986
- 38 Kevin Butler, 1985
- 37 Kevin Butler, 1990

#### Game

- 7 Roger Leclerc, vs. GB, 11/17/63
- 6 Kevin Butler, at Min 9/19/85;  
vs. Phil, 9/14/86; at GB, 11/8/87  
George Blanda, at Rams, 11/3/57

### CONSECUTIVE FIELD GOALS

#### Lifetime

- 24 Kevin Butler, 10/16/88 - 12/3/89
- 21 Jeff Jaeger, 11/3/96 - 11/16/97
- 18 Kevin Butler, 9/14 - 11/16/86
- 16 Kevin Butler, 9/3 - 11/5/95
- 14 Paul Edinger, 9/7 - 10/26/03  
Kevin Butler, 9/10 - 12/3/89

#### Game (no misses)

- 5 Mac Percival, at Phil, 10/20/68  
Roger Leclerc, vs. Detroit, 12/3/61
- 4 Paul Edinger, at Denver, 11/23/03  
Paul Edinger, vs. JAX, 1/6/02

#### Games

- 13 Kevin Butler, 9/9-12/9/90  
Kevin Butler, 11/10/85-10/12/86
- 12 George Blanda, 11/11/56-11/3/57
- ^ 11 Robbie Gould, 10/23/05-1/1/06
- 10 Paul Edinger, 10/1-12/10/00  
Mac Percival, 10/13-12/15/68  
George Blanda, 11/14/54-11/20/55

#### ^ Current streak heading into 2006 season

\* NFL Record

† Tied NFL Record

# Bears Records

## Individual

### FIELD GOAL PCT.

#### Lifetime (25+ attempts)

- 77.8 Robbie Gould, 2005 (21-of-27)
- 75.9 Jeff Jaeger, 1996-99 (63-of-83)
- 75.3 Paul Edinger, 2000-04 (110-of-146)

#### Season (10+)

- 83.9 Paul Edinger, 2001, (26 of 31)
- 82.6 Jeff Jaeger, 1996, (19 of 23)
- 81.6 Kevin Butler, 1985, (31 of 38)

### TWO-POINT CONVERSIONS (Since 1994)

#### Lifetime

- 1 Craig Krenzel, 2004
- Kordell Stewart, 2003
- Chris Chandler, 2002-03
- Anthony Thomas, 2001-04
- Cade McNown, 1999-2000
- Curtis Conway, 1993-99
- Bobby Engram, 1996-99
- Jim Flanigan, 1994-99
- Chris Penn, 1997-98
- Darnell Autry, 1997
- Rick Mirer, 1997
- Ricky Proehl, 1997
- Jeff Graham, 1994-95

#### Season

(same as "Lifetime")

#### Game

(same as "Lifetime")

### SAFETIES

#### Lifetime

- 3 Steve McMichael, 1981-93

## - NET YARDS -

(Rushes, receptions, & returns)

### ATTEMPTS

#### Lifetime

- 4,368 Walter Payton, 1975-87
- 1,619 Neal Anderson, 1986-93
- 1,579 Rick Casares, 1955-64

#### Season

- 427 Walter Payton, 1984
- 402 Walter Payton, 1979
- 383 Walter Payton, 1978

#### Game

- 41 Walter Payton, vs. Min, 11/20/77;  
at Buf, 10/7/79
- 40 James Allen, vs. NE, 12/10/00  
Walter Payton, at Dal, 11/26/81
- 39 Walter Payton, vs. SD, 10/25/81

### YARDS

#### Lifetime

- 21,803 Walter Payton, 1975-87
- 9,435 Gale Sayers, 1965-71
- 8,929 Neal Anderson, 1986-93

#### Season

- 2,440 Gale Sayers, 1966
- 2,272 Gale Sayers, 1965
- 2,216 Walter Payton, 1977

#### Game

- 339 Gale Sayers, vs. Min, 12/18/66
- 336 Gale Sayers, vs. SF, 12/12/65
- 300 Walter Payton, at NO, 12/21/75

\* NFL Record

† Tied NFL Record

## SHUTOUTS

The Bears have been involved in 189 shutouts in their 86-year history. Chicago has won 115 of the shutouts and lost 57, while 17 of the blankings resulted in a 0-0 tie (all before 1933). After closing the '80s with a 26-0 loss in San Francisco, the Bears had scored in 166 consecutive games (including five in the playoffs) before getting blanked by the Bucs on Sept. 10, 2000. The Bears were last shut out during the 2002 season, a 15-0 loss to Tampa Bay in the season finale, a span of 49 games (includes one postseason game).

#### By Month:

September	10-12-4
October	43-15-4
November	43-14-4
December	17-15-5
January	2-1-0
<b>TOTAL</b>	<b>115-57-17</b>

<b>At home:</b>	<b>67-23-10</b>
<b>On the road:</b>	<b>48-34-7</b>

#### By Decade:

1920-29	48-15-13
1930-39	25-10-4
1940-49	12-2-0
1950-59	2-1-0
1960-69	5-11-0
1970-79	7-11-0
1980-89	10-4-0
1990-99	4-0-0
2000-05	2-3-0
<b>TOTAL</b>	<b>115-57-17</b>

The above breakdowns include playoff games; the Bears are 4-1 in postseason shutouts.



# Bears Records

## Individual

### - RUSHING -

#### ATTEMPTS

##### Lifetime

- 3,838 Walter Payton, 1975-87
- 1,515 Neal Anderson, 1986-93
- 1,386 Rick Casares, 1955-64

##### Season

- 381 Walter Payton, 1984
- 369 Walter Payton, 1979
- 339 Walter Payton, 1977; 1981

##### Game

- 40 Walter Payton, vs. Min, 11/20/77
- 39 Walter Payton, at Buf, 10/7/79
- 38 Walter Payton, at Dal, 11/26/81

#### YARDS GAINED

##### Lifetime

- 16,726 Walter Payton, 1975-87
- 6,166 Neal Anderson, 1986-93
- 5,657 Rick Casares, 1955-64

##### Season

- 1,852 Walter Payton, 1977
- 1,684 Walter Payton, 1984
- 1,610 Walter Payton, 1979

##### Game

- 275 Walter Payton, vs. Min, 11/20/77
- 205 Walter Payton, at GB, 10/30/77
- Gale Sayers, at GB, 11/3/68
- 197 Gale Sayers, vs. Min, 12/18/66

##### Long

- 86 Bill Osmanski, (TD) 10/15/39
- 85 Pete Stinchcomb, (TD) 11/20/21
- 82 Beattie Feathers, (TD) 10/10/34

#### 1,000 YARDS

##### Seasons

- 10 Walter Payton, 1976-81, 1983-86
- 3 Neal Anderson, 1988-90
- 2 Anthony Thomas, 2001, 2003
- Gale Sayers, 1966, 1969

#### Consecutive seasons

- 6 Walter Payton, 1976-81
- 4 Walter Payton, 1983-86
- 3 Neal Anderson, 1988-90

#### 200-YARD GAMES

##### Lifetime

- 2 Walter Payton, 1975-87
- 1 Gale Sayers, 1965-71

##### Season

- 2 Walter Payton, 1977
- 1 Gale Sayers, 1968

#### 100-YARD GAMES

##### Lifetime

- 77 Walter Payton, 1975-87
- 20 Gale Sayers, 1965-71
- 14 Neal Anderson, 1986-93

##### Season

- 10 Walter Payton, 1977, 1985
- 9 Walter Payton, 1979, 1984
- 8 Walter Payton, 1980

#### Consecutive games

- 10 Walter Payton, 10/13-12/8/85
- 6 Walter Payton, 9/9-10/14/84
- 5 Walter Payton, 11/13-12/11/77

#### AVERAGE GAIN

##### Lifetime (250+ attempts)

- 6.6 Bobby Douglass, 1969-75
- 5.8 Beattie Feathers, 1934-37
- 5.0 Gale Sayers, 1965-71

##### Season (100+)

- \*8.4 Beattie Feathers, 1934
- 6.9 Bobby Douglass, 1972
- 6.2 Gale Sayers, 1968

##### Game (10+)

- 11.8 Joe Maniaci, at Pit, 10/2/39
- 11.6 Gale Sayers, vs. Min, 12/18/66
- 11.2 Rick Casares, vs. Det, 12/16/56

## INJURED RESERVE

Chicago finished the 2005 season with seven players on the team's Injured Reserve list, the lowest total for the Bears since 2001 when the squad had to place just one player on the season-ending injury list. The players who concluded the 2005 campaign on Chicago's Injured Reserve list were WR Mark Bradley, WR Airese Currie, DB Brandon McGowan, LB Joe Odom, LB Marcus Reese, LB Rod Wilson and DB Cameron Worrell. Of those individuals, only Bradley (Weeks 1-7), McGowan (Weeks 1, 10-12, 14-17) and Odom (Weeks 1-2) appeared in games with the Bears in 2005. Bradley, Currie, McGowan and Wilson were all in their rookie seasons. Those figures were a significant improvement from 2004 when Chicago had 12 players finish the season on Injured Reserve, including eight players that combined to start 50 games prior to suffering their injuries. Rounding out the last six years, the Bears had 10 players on Injured Reserve in 2003, 11 in 2002, one in 2001 and a league-high 15 in 2000.

# Bears Records

## Individual

### TOUCHDOWNS

#### Lifetime

- 110 Walter Payton, 1975-87
- 51 Neal Anderson, 1986-93
- 49 Rick Casares, 1955-64

#### Season

- 14 Walter Payton, 1977; 1979  
Gale Sayers, 1965
- 13 Walter Payton, 1976
- 12 Neal Anderson, 1988  
Rick Casares, 1956

#### Game

- 4 Bobby Douglass, at GB, 11/4/73  
Gale Sayers, vs. SF, 12/12/65  
Rick Casares, vs. Pitt, 12/6/59  
at SF, 10/28/56;
- 3 Last: Rashaan Salaam, vs. TB,  
12/17/95

#### Consecutive games

- 7 Walter Payton, 10/3-11/14/76  
Gale Sayers, 10/26-12/6/69
- 6 Gale Sayers, 11/14-12/19/65  
Rick Casares, 11/1-12/6/59  
Johnny Lujack, 10/1-11/12/50  
Beattie Feathers, 9/30-10/28/34
- 5 Last: Neal Anderson, 10/7-11/11/90

## - PASSING -

### QB RATING

#### Lifetime (400+ attempts)

- 80.7 Erik Kramer, 1994-98
- 80.4 Jim McMahon, 1982-88
- 76.7 Jim Miller, 1998-2002

#### Season (100+ attempts)

- 107.8 Sid Luckman, 1943
- 97.8 Jim McMahon, 1984
- 95.5 Sid Luckman, 1941
- 93.5 Erik Kramer, 1995

### ATTEMPTS

#### Lifetime

- 1,759 Jim Harbaugh, 1987-93
- 1,744 Sid Luckman, 1939-50
- 1,557 Erik Kramer, 1994-98

#### Season

- 522 Erik Kramer, 1995
- 478 Jim Harbaugh, 1991
- 477 Erik Kramer, 1997

#### Game

- 60 Erik Kramer, vs NY Jets, 11/16/97
- 57 Bill Wade, at Wash, 10/25/64
- 52 Johnny Lujack, at NYG, 10/23/49

### COMPLETIONS

#### Lifetime

- 1,023 Jim Harbaugh, 1987-93
- 913 Erik Kramer, 1994-98
- 904 Sid Luckman, 1939-50

#### Season

- 315 Erik Kramer, 1995
- 275 Erik Kramer, 1997  
Jim Harbaugh, 1991
- 228 Jim Miller, 2001

#### Game

- 34 Jim Miller, vs Min, 11/14/99
- 33 Bill Wade, at Wash, 10/25/64
- 32 Erik Kramer, vs. NY Jets, 11/16/97  
Erik Kramer, at Mia, 10/27/97

#### Consecutive

- 15 Shane Matthews, vs. NE, 12/10/00
- 14 Steve Walsh, at Min, 12/1/94
- 13 Jim Harbaugh, at GB, 10/23/92  
Rudy Bukich, 11/22-11/26/64

#### Long

- 98 Bill Wade, at Det, 10/8/61  
(TD to Farrington)
- 93 Jack Concannon, vs. StL, 11/19/67  
(TD to Gordon)
- 91 Ed Brown, vs. SF, 10/16/60  
(TD to Dewveall)

### COMPLETION PERCENTAGE

#### Lifetime (300+ completions)

- 61.1 Shane Matthews, 1996, 99-01  
(366 of 599)
- 58.6 Erik Kramer, 1994-98 (913 of 1,557)
- 58.5 Jim Miller, 1998-2002 (565 of 965)

#### Season (75+ completions)

- 65.1 Shane Matthews, 2001 (84 of 129)
- 64.0 Chris Chandler, 2002 (103 of 161)
- 63.2 Jim Miller, 1999 (110 of 174)

#### Game (10+ completions)

- 86.7 Bob Williams, vs. Dal,  
10/12/52 (13 of 15)
- 83.3 Bill Wade, vs. Balt,  
11/8/64 (10 of 12)  
Ed Brown, at Det,  
11/20/55 (15 of 18)  
Gene Ronzani, vs. Det,  
10/22/44 (10 of 12)

\* NFL Record

† Tied NFL Record



# Bears Records

## Individual

### YARDS

#### Lifetime

- 14,686 Sid Luckman, 1939-50
- 11,567 Jim Harbaugh, 1987-93
- 11,203 Jim McMahon, 1982-88

#### Season

- 3,838 Erik Kramer, 1995
- 3,172 Bill Wade, 1962
- 3,121 Jim Harbaugh, 1991

#### Game

- 468 Johnny Lujack, 12/11/49
- 466 Bill Wade, 11/18/62
- 433 Sid Luckman, 11/14/43

### 300-YARD GAMES

#### Lifetime

- 9 Bill Wade, 1961-66
- 7 Erik Kramer, 1994-98
- 4 George Blanda, 1949-58
- 3 Jim Miller, 1998-2002
- Vince Evans, 1977-83
- Johnny Lujack, 1948-51
- Sid Luckman, 1939-50

#### Season

- 4 Bill Wade, 1962
- 3 Erik Kramer, 1995
- Bill Wade, 1961

#### Consecutive games

- 2 Jim Miller, 11/14-11/21/99
- Bill Wade, 10/14-10/21/62; 11/18-11/25/62
- George Blanda, 10/17-10/24/54
- Sid Luckman, 10/12-10/19/47

### TOUCHDOWN PASSES

#### Lifetime

- 137 Sid Luckman, 1939-50
- 68 Bill Wade, 1961-66
- 67 Jim McMahon, 1982-88

#### Season

- 29 Erik Kramer, 1995
- 28 Sid Luckman, 1943
- 24 Sid Luckman, 1947

#### Game

- †7 Sid Luckman, at NYG, 11/14/43
- 6 Johnny Lujack, vs. Chi. Cards, 12/11/49
- 5 Ray Buivid, vs. Chi. Cards, 12/5/37

#### Consecutive games

- 19 Sid Luckman, 11/22/42-11/26/44
- 14 Sid Luckman, 10/12/47-10/17/48

### PASSES INTERCEPTED

#### Lifetime

- 132 Sid Luckman, 1939-50
- 88 Ed Brown, 1954-61
- 70 George Blanda, 1949-58

#### Season

- 31 Sid Luckman, 1947
- 24 Bill Wade, 1962
- George Blanda, 1953
- 22 Johnny Lujack, 1949

#### Game

- 7 Edmund (Zeke) Bratkowski, at Balt, 10/2/60
- 5 Last: Kyle Orton, vs. Cin, 9/25/05

### PASSES NOT INTERCEPTED

#### Consecutive

- 174 Erik Kramer, 11/19-12/24/95
- 173 Jim Harbaugh, 10/28-12/9/90
- 162 Erik Kramer, 9/11-10/22/95

#### Game

- 50 Erik Kramer, at Mia, 10/27/97
- 47 Jim Miller, vs. GB, 11/11/01
- 46 Bill Wade, vs. Rams, 10/11/64

### LOWEST INTERCEPTION PCT.

#### Lifetime (400+ attempts)

- 2.69 Jim Miller, 1998-2002 (26 int, 965 att)
- 2.89 Erik Kramer, 1994-98 (45 int, 1,557 att)
- 3.01 Shane Matthews, 1996, 99-01 (18 int, 599 att)
- 3.18 Jim Harbaugh, 1987-93 (56 int, 1,759 att)

#### Season (100+)

- 1.40 Jim McMahon, 1984 (2 int, 143 att)
- 1.90 Chad Hutchinson, 2004 (3 int, 161 att)
- 1.91 Erik Kramer, 1995 (10 int, 522 att)

### AVERAGE GAIN PER ATTEMPT

#### Lifetime (400+ passes)

- 8.42 Sid Luckman, 1939-50
- 8.23 Bernie Masterson, 1934-40
- 7.79 Johnny Lujack, 1948-51

#### Season (100+)

- 10.860 Sid Luckman, 1943
- 9.924 Sid Luckman, 1941
- 9.923 Ed Brown, 1956

#### Game (10+)

- 17.1 Charlie O'Rourke, at Det, 11/22/42
- 16.9 Sid Luckman, at CRams, 10/5/41
- 16.7 Gene Ronzani, vs. Det, 10/22/44

\* NFL Record

† Tied NFL Record

# Bears Records

## Individual

### - RECEIVING -

#### RECEPTIONS

##### Lifetime

- 492 Walter Payton, 1975-87
- 356 Johnny Morris, 1958-67
- 329 Curtis Conway, 1993-99

##### Season

- 100 Marty Booker, 2001
- 97 Marty Booker, 2002
- 93 Johnny Morris, 1964

##### Game

- 14 Jim Keane, at NYG, 10/23/49
- 13 Bobby Engram, at StL, 12/26/99
- Mike Ditka, at Wash, 10/25/64
- 12 Marty Booker, vs. GB, 10/7/02

##### Consecutive Games

- 58 Marty Booker, 9/24/00 - 12/28/03
- 57 Bobby Engram, 10/6/96 - 9/17/00
- 49 Mike Ditka, 12/3/61 - 10/10/65
- 45 Walter Payton, 12/16/84 - 12/27/87

#### YARDS

##### Lifetime

- 5,059 Johnny Morris, 1958-67
- 4,616 Harlon Hill, 1954-61
- 4,538 Walter Payton, 1975-87

##### Season

- 1,400 Marcus Robinson, 1999
- 1,301 Jeff Graham, 1995
- 1,200 Johnny Morris, 1964

##### Game

- 214 Harlon Hill, at SF, 10/31/54
- 201 Johnny Morris, at Dal, 11/18/62
- 198 Marty Booker, vs. Min, 9/8/02
- Harlon Hill, vs. Balt, 10/21/56

##### Long

- 98 John Farrington (TD), 10/8/61
- 93 Dick Gordon (TD), 11/19/67
- 91 Willard Dewveall (TD), 10/16/60

#### 1,000 YARDS

##### Seasons

- 2 Marty Booker, 2001-02
- Curtis Conway, 1995-96
- Harlon Hill, 1954, 1956
- 1 Last: Marty Booker, 2002

#### 100-YARD GAMES

##### Lifetime

- 19 Harlon Hill, 1954-61
- 15 Johnny Morris, 1958-67
- 14 Mike Ditka, 1961-66
- 12 Curtis Conway, 1993-99

##### Season

- 7 Jeff Graham, 1995
- Harlon Hill, 1954
- 6 Johnny Morris, 1964
- Harlon Hill, 1956
- 5 Marcus Robinson, 1999
- Mike Ditka, 1961

##### Consecutive games

- 3 Jeff Graham, 11/5-11/19/95
- Harlon Hill, 11/11-11/25/56
- 2 Last: Marcus Robinson, 11/14-11/21/99

#### AVERAGE GAIN

##### Lifetime (100+ attempts)

- 22.4 Ken Kavanaugh, 1940-41, 45-50
- 21.7 Ray (Scooter) McLean, 1940-47
- 20.4 Harlon Hill, 1954-61

##### Season (30+)

- 25.6 Ken Kavanaugh, 1947
- 25.0 Harlon Hill, 1954
- 24.0 Harlon Hill, 1956

##### Game (4+)

- 44.8 Dick Gordon, vs. StL, 11/19/67
- 37.5 Gene Schroeder, vs. Chi. Cards, 12/16/51
- 37.0 Billy Stone, vs. Det, 11/23/52

#### TOUCHDOWNS

##### Lifetime

- 50 Ken Kavanaugh, 1940-41, 45-50
- 40 Harlon Hill, 1954-61
- 35 Dick Gordon, 1965-71

##### Season

- 13 Dick Gordon, 1970
- Ken Kavanaugh, 1947
- 12 Curtis Conway, 1995
- Mike Ditka, 1961
- Harlon Hill, 1954
- 11 Harlon Hill, 1956

##### Game

- 4 Mike Ditka, at Rams, 10/13/63
- Harlon Hill, at SF, 10/31/54
- 3 Last: Marty Booker, at TB, 11/18/01

##### Consecutive games

- 7 Curtis Conway, 9/24-11/12/95
- Ken Kavanaugh, 11/2-12/14/47
- 5 Dennis McKinnon, 9/8-10/5/85
- Mike Ditka, 10/22-11/19/61

\* NFL Record

† Tied NFL Record



# Bears Records

## Individual

### – INTERCEPTIONS –

#### INTERCEPTIONS BY

##### Lifetime

- 38 Gary Fencik, 1976-87
- 37 Richie Petitbon, 1959-68
- 32 Donnell Woolford, 1989-96

##### Season

- 10 Mark Carrier, 1990
- 9 Roosevelt Taylor, 1963
- 8 Nathan Vasher, 2005
- Vestee Jackson, 1988
- Richie Petitbon, 1963
- Johnny Lujack, 1948
- Clyde (Bulldog) Turner, 1942

##### Game

- 3 Mark Carrier, at Wash, 12/9/90
- Ross Brupbacher, vs. Den, 12/12/76
- Curtis Gentry, vs. StL, 11/19/67
- Richie Petitbon, at GB, 9/24/67
- Johnny Lujack, at GB, 9/26/48
- Bob Margarita, vs. Det, 11/11/45
- 2 Last: Nathan Vasher, vs. CAR, 11/20/05

#### Consecutive games

- 4 Last: Dave Duerson, 9/14-10/5/86

#### YARDS RETURNED

##### Lifetime

- 643 Richie Petitbon, 1959-68
- 485 Bennie McRae, 1962-70
- 483 Gary Fencik, 1976-87

##### Season

- 212 Richie Petitbon, 1962
- 182 JC Caroline, 1956
- 177 Nathan Vasher, 2004

##### Game

- 101 Richie Petitbon, vs. Rams, 12/9/62 (TD)
- 96 Roosevelt Taylor, at Phil, 10/20/68 (TD)
- Clyde (Bulldog) Turner, at Wash, 10/26/47 (TD)
- 95 Charles Tillman, vs. GB, 12/4/05

##### Long

(Same as "Game")

#### TOUCHDOWNS

##### Lifetime

- 4 Mike Brown, 2000-05
- Bennie McRae, 1962-70
- 3 Roosevelt Taylor, 1961-69
- Richie Petitbon, 1959-68

##### Season

- 2 Mike Brown, 2001 (Cons. OT wins)
- Bennie McRae, 1967
- JC Caroline, 1956
- Jerry Weatherly, 1950

##### Game

- 1 Last: Lance Briggs, at GB, 12/25/05

### – PUNTING –

#### PUNTS

##### Lifetime

- 878 Bob Parsons, 1972-83
- 833 Bobby Joe Green, 1962-73
- 457 Brad Maynard, 2001-05

##### Season

- †114 Bob Parsons, 1981
- 108 Brad Maynard, 2004
- 99 Bob Parsons, 1976

##### Game

- 14 Keith Molesworth, 12/10/33
- 12 Todd Sauerbrun, 10/5/97
- 11 Last: Brad Maynard, 11/14/04

#### YARDS

##### Lifetime

- 35,057 Bobby Joe Green, 1962-73
- 34,180 Bob Parsons, 1972-83
- 19,221 Brad Maynard, 2001-05

##### Season

- 4,638 Brad Maynard, 2004
- 4,531 Bob Parsons, 1981
- 4,059 Todd Sauerbrun, 1997

##### Game

- 524 Todd Sauerbrun, vs. NO, 10/5/97
- 517 Keith Molesworth, vs. GB, 12/10/33
- 509 Brad Maynard, at TEN, 11/14/04

##### Long

- 94 Joe Lintzenich, vs. NYG, 11/15/31
- 87 Dave Finzer, vs. NO, 10/7/84
- 81 Bob Parsons, vs. NE, 12/5/82

#### GROSS AVERAGE

##### Lifetime (75+ punts)

- 44.5 George Gulyanics, 1947-52
- 42.2 Todd Sauerbrun, 1995-98
- 42.1 Brad Maynard, 2001-05

##### Season (30+)

- 46.5 Bobby Joe Green, 1963
- 44.8 Todd Sauerbrun, 1996
- 44.5 Bobby Joe Green, 1964

\* NFL Record

† Tied NFL Record

# Bears Records

## Individual

### Game (4+)

- 57.3 Fred Morrison, vs. Rams, 11/16/52
- 54.6 Maury Buford, vs. GB, 10/21/85
- 54.0 Maury Buford, at TB, 10/6/85

### INSIDE 20

#### Lifetime

- 158 Bob Parsons, 1972-83
- 143 Brad Maynard, 2001-05
- 94 Maury Buford, 1985-86; 89-91

#### Season

- 36 Brad Maynard, 2001
- 34 Brad Maynard, 2004
- 31 Bob Parsons, 1981

#### Game

- 6 Brad Maynard, at GB 12/9/01
- 5 Bob Parsons, at Hou, 11/6/77
- 4 Last: Brad Maynard, at Ten, 11/21/04

### HAD BLOCKED

#### Lifetime

- 5 Ed Brown, 1954-61
- Bob Parsons, 1972-83
- Maury Buford, 1985-86; 89-91
- 4 Fred (Curley) Morrison, 1950-53

#### Season

- 2 Brad Maynard, 2003

#### Game

- 2 Jon Kilgore, at Rams, 12/8/68
- Ray Stachowicz, at Min, 12/11/83
- 1 Last: Brad Maynard, at MIN, 1/1/06

## - PUNT RETURNS -

### RETURNS

#### Lifetime

- 127 Dennis McKinnon, 1983-85; 87-89
- 123 Jeff Fisher, 1981-84
- 112 George McAfee, 1940-41; 45-50

#### Season

- 58 Jeff Fisher, 1984
- 57 Lew Barnes, 1986
- 44 R.W. McQuarters, 2004

#### Game

- 8 Jeff Fisher, at Det, 12/16/84
- 7 R.W. McQuarters, vs. Wash, 10/17/04
- Dennis McKinnon, at GB, 12/4/83
- Steve Schubert, at TB, 12/4/77
- Ron Smith, at Clev, 10/15/72
- George McAfee, vs. GB, 10/15/50

### YARDS

#### Lifetime

- 1,431 George McAfee, 1940-41; 45-50
- 1,171 Dennis McKinnon, 1983-85; 87-89
- 1,137 Jeff Fisher, 1981-84

#### Season

- 509 Jeff Fisher, 1981
- 492 Jeff Fisher, 1984
- 482 Lew Barnes, 1986
- 456 Virgil Livers, 1975
- 452 R.W. McQuarters, 2003

#### Game

- 134 Gale Sayers, vs. SF, 12/12/65
- Dennis McKinnon, vs. NYG, 9/14/87
- 108 George McAfee, vs. Rams, 10/10/48
- 106 Glyn Milburn, at TB, 9/20/98

#### Long

- 95 Johnny Bailey (TD), vs. KC, 12/29/90
- 94 Dennis McKinnon (TD), vs. NYG, 9/14/87
- 93 Glyn Milburn (TD), at TB, 9/20/98

### AVERAGE

#### Lifetime (50+ returns)

- \*12.8 George McAfee, 1940-41; 45-50
- 11.3 J.R. Boone, 1948-51
- 10.6 R.W. McQuarters, 2000-04

#### Season (15+ returns)

- 14.9 Gale Sayers, 1965
- 14.5 George McAfee, 1947
- 13.9 George McAfee, 1948
- 12.2 R.W. McQuarters, 2003

#### Game (3+)

- 36.0 George McAfee, vs. Rams, 10/10/48
- 34.0 Ray McLean, vs. Chi. Cards 10/11/42
- 29.0 Bobby Wade, vs. DET, 9/18/05

### TOUCHDOWNS

#### Lifetime

- 3 Dennis McKinnon, 1983-85; 87-89
- Steve Schubert, 1975-79
- Ray McLean, 1940-47
- 2 R.W. McQuarters, 2000-04
- Gale Sayers, 1965-71
- George McAfee, 1940-41; 45-50

#### Season

- 2 Dennis McKinnon, 1987

#### Game

- 1 Last: Bobby Wade, vs. DET, 9/18/05

### FAIR CATCHES

#### Lifetime

- 66 Glyn Milburn, 1998-2001
- 47 Steve Schubert, 1975-79
- 40 Jeff Fisher, 1981-84



# Bears Records

## Individual

### Season

- 26 Glyn Milburn, 2000
- 21 Steve Schubert, 1978
- 20 Terry Obee, 1993
- Jeff Fisher, 1981

### Game

- 6 Bobby Engram, vs. Min, 9/15/96
- 5 Glyn Milburn, vs. GB, 12/3/00
- Curtis Conway, at TB, 11/6/94
- Johnny Bailey, at GB, 10/17/91
- 4 Last: Terry Obee, vs. Min, 10/25/93

## - KICKOFF RETURNS -

### RETURNS

#### Lifetime

- 192 Glyn Milburn, 1998-2001
- Dennis Gentry, 1982-92
- 119 Jerry Azumah, 1999-2005

#### Season

- 63 Glyn Milburn, 2000
- 62 Glyn Milburn, 1998
- 61 Glyn Milburn, 1999

#### Game

- 9 Ahmad Merritt, at SF, 9/7/03
- 8 Brian Baschnagel, at Hou, 11/6/77
- 7 Last: Glyn Milburn, at TB, 9/10/00

### YARDS

#### Lifetime

- 4,596 Glyn Milburn, 1998-2001
- 4,353 Dennis Gentry, 1982-92
- 2,885 Jerry Azumah, 1999-2005

#### Season

- 1,550 Glyn Milburn, 1998
- 1,468 Glyn Milburn, 2000
- 1,426 Glyn Milburn, 1999

#### Game

- 221 Nate Lewis, at Min, 12/1/94
- 208 Ron Smith, vs. SF, 11/19/72
- 202 Glyn Milburn, at GB, 12/13/98

#### Long

- 103 Gale Sayers, at Pit, 9/17/67 (TD)
- 100 Don Bingham, vs. LARams, 11/18/56 (TD)
- 99 Willie Galimore, at Balt, 10/4/58 (TD)
- Willie Gault, vs. Wash, 9/29/85 (TD)

### AVERAGE

#### Lifetime (50+ returns)

- \*30.6 Gale Sayers, 1965-71
- 26.6 Ron Smith, 1965; 70-72
- 25.6 Willie Galimore, 1957-63

### Season (1+ per game)

- 37.7 Gale Sayers, 1967
- 32.7 Cecil Turner, 1970
- 31.7 Walter Payton, 1975

### Game (3+)

- 52.0 Cecil Turner, at NYG, 9/19/70
- 48.7 Dick Gordon, at Rams, 9/16/66
- 48.3 Gale Sayers, at SF, 12/3/67

### TOUCHDOWNS

#### Lifetime

- 16 Gale Sayers, 1965-71
- 4 Cecil Turner, 1968-73
- 3 Dennis Gentry, 1982-92

#### Season

- 4 Cecil Turner, 1970
- 3 Gale Sayers, 1967
- 2 Jerry Azumah, 2003
- Glyn Milburn, 1998
- Gale Sayers, 1966

#### Game

- 1 Last: Jerry Azumah, at GB, 12/7/03

## - FUMBLES -

### FUMBLES

#### Lifetime

- 85 Walter Payton, 1975-87
- 38 Jim Harbaugh, 1987-93
- 35 Rick Casares, 1955-64

#### Season

- 15 Jim Harbaugh, 1993
- 14 Gary Huff, 1974
- 13 Carl Garrett, 1973

#### Game

- 4 Rusty Lisch, vs. GB, 12/9/84
- Vince Evans, at GB, 11/15/81
- Rudy Bukich, at Balt, 12/5/65
- Hugh Gallarneau, vs. Chi. Cards, 12/1/46
- 3 Last: Anthony Thomas, at Det, 10/20/02

### OWN RECOVERED

#### Lifetime

- 18 Walter Payton, 1975-87
- 13 Gale Sayers, 1965-71
- 10 Jim Harbaugh, 1987-93
- Ed Brown, 1954-61

#### Season

- 7 Gary Huff, 1974
- 6 Jack Concannon, 1970
- 5 Bobby Douglass, 1972

#### Game

- 3 Gary Huff, vs. Det, 9/15/74

# Bears Records

## Individual

### OPPONENTS' RECOVERED

#### Lifetime

- 25 Dick Butkus, 1965-73
- 22 Joe Fortunato, 1955-66
- 17 Mike Hartenstine, 1975-86

#### Season

- 6 Dick Butkus, 1965
- 5 Ed O'Bradovich, 1962
- 4 Last: Mike Green, 2004

#### Game

- 3 John Thierry, vs. Hou, 10/22/95
- Virgil Livers, at Min, 10/5/75
- 2 Last: Bryan Knight, vs. NO, 9/22/02

### YARDS RET. OWN FUMBLES

#### Lifetime

- 36 John Adams, 1959-62
- 24 Ike Hill, 1973-74
- 22 Ron Bull, 1962-70

#### Season

- 36 John Adams, 1961 (11/19)
- 24 Ike Hill, 1973 (11/12)
- 21 Ron Bull, 1962 (11/4)

#### Game

(Same as "Season")

#### Long

(Same as "Season")

### YARDS RET. OPP.'S FUMBLES

#### Lifetime

- 218 Mike Brown, 2000-05
- 158 Brian Urlacher, 2000-05
- 128 Charlie Sumner, 1955; 58-60

#### Season

- 101 Brian Urlacher, 2001
- Charlie Sumner, 1958
- 98 George Halas, 1923

#### Game

- 98 George Halas, (TD) vs. Oorang, 11/4/23
- 95 Mike Brown, (TD) at GB, 9/19/04
- 90 Brian Urlacher, (TD) at Atlanta, 11/7/01

#### Long

(Same as "Game")

### TOUCHDOWNS OWN FUMBLES

#### Lifetime

- 2 Ken Kavanaugh, 1940-41; 45-50
- Mike Ditka, 1961-66

#### Season

- 1 Last: Johnny Musso, 1976

#### Game

- 1 Last: Johnny Musso, vs. Min 10/31/76

### TOUCHDOWNS OPP.'S FUMBLES

#### Lifetime

- 2 Mike Brown, 2000-05
- Fred Evans, 1948
- Ed Sprinkle, 1944-55

#### Season

- 2 Fred Evans, 1948

#### Game

- 2 Fred Evans, vs. Wash, 11/28/48
- 1 Last: Mike Brown, at Buf, 9/29/02

## - SACKS -

(Since 1970)

#### Lifetime

- 124.5 Richard Dent, 1983-93; 95
- 92.5 Steve McMichael, 1981-93
- 82.0 Dan Hampton, 1979-90

#### Season

- 17.5 Richard Dent, 1984 (16 games)
- 17.0 Richard Dent, 1985
- 15.0 Jim Osborne, 1976 (14 games)

#### Game

- 4.5 Richard Dent, vs. Raid, 11/4/84; at Raid, 12/27/87
- 4.0 Jim Osborne, vs. Min, 9/23/73
- Alex Brown, at NYG, 11/7/04

#### Consecutive games (at least .5 sack)

- 8 Rosevelt Colvin, 12/23/01-10/7/02
- 7 Alonzo Spellman, 12/1/94-9/17/95
- 6 Steve McMichael, 10/29-12/3/89

## - TAKEAWAYS -

(Int & Opp. Fumbles Recovered)

#### Lifetime

- 50 Gary Fencik, 1976-87 (38 int, 12 fum)
- 47 Dick Butkus, 1965-73 (22 int, 25 fum)
- 44 Richie Petitbon, 1959-68 (37 int, 7 fum)

#### Season

- 12 Mark Carrier, 1990 (10 int, 2 fum)
- Roosevelt Taylor, 1963 (9 int, 3 fum)
- 11 Dick Butkus, 1965 (5 int, 6 fum)
- 10 Ross Brupbacher, 1976 (7 int, 3 fum)
- Richie Petitbon, 1963 (8 int, 2 fum)

#### Game

- 4 Bill George, vs. Det, 12/3/61 (2 int, 2 fum)
- 3 Last: John Thierry, vs. Hou, 10/22/95 (3 fum)

\* NFL Record

† Tied NFL Record



# Bears Records

## Opponent's Individual

### — SCORING —

#### Points

- \*40 Ernie Nevers, at Chi. Cards, 11/28/29
- 36 Dub Jones, at Clev, 11/25/51
- 24 Jim Taylor, vs. GB, 11/4/62
- Lenny Moore, at Balt, 10/4/58

#### Touchdowns

- †6 Dub Jones, at Clev, 11/25/51
- Ernie Nevers, at Chi. Cards, 11/28/29
- 4 Jim Taylor, vs. GB, 11/4/62
- Lenny Moore, at Balt, 10/4/58

#### Field goals

- 5 S. Janikowski, vs. Oak, 10/5/03
- Jeff Chandler, at SF, 9/7/03
- Martin Gramatica, vs. TB, 12/29/02
- Gary Anderson, at Min, 10/10/99
- Nick Lowery, vs. KC, 12/29/90
- Fred Cox, vs. Min, 9/23/73
- Curt Knight, vs. Wash, 11/14/71
- 4 Last: Ryan Longwell, at GB, 12/7/03

#### Field goal attempts

- 7 Mike Clark, vs. Dal, 11/24/68
- 6 David Akers, vs. Phi, 10/3/04
- S. Janikowski, vs. Oak, 10/5/03
- Fred Cox, vs. Min, 9/23/73
- Curt Knight, vs. Wash, 11/14/71
- 5 Last: Jeff Chandler, at SF, 9/7/03

#### Long field goal

- 60 Morten Andersen, at NO, 10/27/91
- 57 Adam Vinatieri, vs. NE, 11/10/02
- 56 Bert Rechichar, at Balt, 9/27/53

### — RUSHING —

#### Attempts

- 39 Jerome Bettis, at LA Rams, 1/2/94
- 36 Clinton Portis, vs. Wash, 10/17/04
- 35 John Stephens, at NE, 10/30/88

#### Yards

- 216 Ricky Williams, at Mia, 12/9/02
- 206 Earl Campbell, vs. Hou, 11/16/80
- 204 Edgerrin James, vs. Ind, 11/21/04

#### Touchdowns

- †6 Ernie Nevers, at Chi. Cards, 11/28/29
- 4 Jim Taylor, vs. GB, 11/4/62
- Dub Jones, at Clev, 11/25/51
- 3 Last: Daunte Culpepper, at Min, 9/3/00

#### Long

- 97 Bobby Gage, vs. Pit, 12/4/49 (TD)
- 90 Johnny Johnson, at NYJ, 9/25/94
- 84 Barry Sanders, at Det, 10/23/94
- Tom Harmon, vs. LA Rams, 10/13/46 (TD)

### — PASSING —

#### Attempts

- 62 Randall Cunningham, vs. Phil, 10/2/89
- 58 Brett Favre, vs. GB, 12/4/05
- 56 Brad Johnson, at TB, 11/18/01

#### Completions

- 40 Brad Johnson, at TB, 11/18/01
- 36 Tom Brady, vs. NE, 11/10/02
- Jeff Garcia, at SF, 12/17/00
- Brett Favre, vs. GB, 12/5/93
- 34 Neil O'Donnell, vs. Pit, 11/5/95

#### Yards

- 509 Vince Ferragamo, at LA Rams, 12/26/82
- 436 Tommy Kramer, at Min, 9/19/85
- 402 Jeff Garcia, at SF, 12/17/00
- Brett Favre, vs. GB, 12/5/93

#### Touchdowns

- 5 Brett Favre, at GB, 11/12/95
- Tommy Kramer, at Min, 11/28/82
- Steve Spurrier, vs. SF, 11/19/72
- 4 Last: P. Manning, vs. Ind, 11/21/04

#### Interceptions

- 5 Last: Joey Harrington, vs. DET, 9/18/05

#### Consecutive completions

- 12 Brad Johnson, at Min, 1/1/06
- Jim Hart, at StL Cards, 9/25/77

#### Long

- †99 Brett Favre, vs. GB, 9/11/95 (TD)
- Sonny Jurgensen, vs. Wash, 9/15/68 (TD)
- 98 Charlie Batch, vs. Det, 10/4/98 (TD)
- 97 Bernie Kosar, at Clev, 10/23/89 (TD)
- Pat Coffee, vs. Chi. Cards, 12/5/37 (TD)

#### Times sacked

- 11 Archie Manning, vs. Min, 10/28/84
- 10 Guido Merkins, at Phil, 10/4/87
- 9 Fran Tarkenton, vs. Min, 12/17/61

### — RECEIVING —

#### Receptions

- \*20 Terrell Owens, at SF, 12/17/00
- 14 Steve Smith, vs. CAR, 11/20/05
- Herman Moore, at Det, 12/4/95
- 13 Bob Anderson, at Den, 9/30/73

#### Yards

- 283 Terrell Owens, at SF, 12/17/00
- 225 Bernie Casey, vs. SF, 11/13/66
- 204 Marshall Faulk, at StL, 12/26/99
- Randy Moss, vs. Min, 11/14/99

#### Touchdowns

- 3 Last: Cris Carter, vs. Min, 11/14/99

# Bears Records

## Opponent's Individual

### Long

- †99 Robert Brooks, vs. GB, 9/11/95 (TD)  
 Gerry Allen, vs. Wash, 9/15/68 (TD)  
 98 Johnnie Morton, vs. Det, 10/4/98 (TD)  
 97 Webster Slaughter, at Clev,  
 10/23/89 (TD)  
 Gaynell Tinsley, vs. Chi. Cards,  
 12/5/37 (TD)

## — INTERCEPTIONS —

### Interceptions

- 3 Last: Kurt Schulz, vs. Det, 9/24/00

### Yards

- 167 Dick Jauron, vs. Det, 11/18/73  
 121 Milt Davis, vs. Balt, 11/17/57  
 115 Bernie Parrish, at Clev, 12/11/60

### Touchdowns

- †2 Bobby Franklin, at Clev, 12/11/60

### Long

- 102 Bob Smith, at Det, 11/24/49 (TD)  
 99 Rick Sanford, vs. NE, 12/5/82 (TD)  
 98 Darryll Lewis, vs. Hou, 10/22/95 (TD)

## — PUNTING —

### Punts

- 14 Dick Nesbitt, vs. Chi. Cards, 11/30/33  
 11 Last: Todd Sauerbrun, at Car,  
 12/22/02

### Average

- \*61.8 Bob Cifers, vs. Det, 11/24/46  
 57.5 Craig Hentrich, at Ten, 10/25/98  
 55.8 Sammy Baugh, at Wash, 11/17/40

### Long

- 84 Doug Russell, vs. Chi. Cards, 9/11/38  
 79 Tommy Davis, at SF, 11/19/61  
 75 Harold Alexander, vs. Atl, 10/3/93  
 Rich Camarillo, vs. NE, 9/15/85

## — PUNT RETURNS —

### Returns

- 7 Nate Jacquet, at Min, 11/25/01  
 Danny Reece, at TB, 12/2/79  
 6 Last: Mark Jones, at TB, 11/27/05

### Yards

- 122 Hugh McElhenny, vs. SF, 10/19/52  
 118 Jon Arnett, at LA Rams, 11/2/58  
 116 Karl Williams, at TB, 12/21/97

### Fair catches

- 7 Lem Barney, at Det, 11/21/76  
 5 Vai Sikahema, at Phil, 10/10/93  
 Willie Wood, at GB, 11/15/70

### Long

- 95 Steve Odom, at GB, 11/10/74 (TD)  
 94 Hugh McElhenny, vs. SF,  
 10/19/52 (TD)  
 93 Veryl Switzer, vs. GB, 11/7/54 (TD)

## — KICKOFF RETURNS —

### Returns

- 7 Last: Deion Branch, vs. NE, 11/10/02

### Yards

- 202 Carver Shannon, at LA Rams,  
 10/13/63  
 184 Al Carmichael, at GB, 10/2/55  
 182 Buster Rhymes, at Min, 9/19/85

### Long

- †106 Al Carmichael, at GB, 10/7/56 (TD)  
 102 Mel Gray, at Det, 10/23/94 (TD)  
 Ron Jessie, at Det, 10/24/71 (TD)  
 101 Bill Jefferson, at Det, 11/23/41 (TD)

\* NFL Record

† Tied NFL Record

## LONGEST PLAYS AT SOLDIER FIELD

(Bears moved from Wrigley Field after the 1970 season and played in Champaign in 2002.)

### RUN

- Bears — 80 Neal Anderson, vs GB, 11/27/88  
 Opp. — 72 Robert Smith, Min, 10/15/00

### PASS

- Bears — 89 Vince Evans, vs. Min, 9/21/80  
 Opp. — †99 Brett Favre, GB, 9/11/95

### CATCH

- Bears — 89 Rickey Watts, vs. Min, 9/21/80  
 Opp. — 99 Robert Brooks, GB, 9/11/95

### PUNT

- Bears — 87 Dave Finzer, vs. NO, 10/7/84  
 Opp. — 75 Harold Alexander, Atl, 10/3/93

\* NFL Record

† Tied NFL Record

### PUNT RETURN

- Bears — 95 Johnny Bailey, vs KC, 12/29/90  
 Opp. — 77 Lee Nelson, St. L, 12/16/79

### KICKOFF RETURN

- Bears — 99 Willie Gault, vs Wash, 9/29/85  
 Opp. — 97 Del Rodgers, GB, 12/9/84

### INTERCEPTION RETURN

- Bears — 95 Charles Tillman, vs. GB, 12/4/05  
 Opp. — 99 Rick Sanford, NE, 12/5/82

### FIELD GOAL

- Bears — 55 Kevin Butler, vs Min, 10/25/93  
 Opp. — 52 Fred Cox, Min, 10/27/75

### MISSSED FIELD GOAL RETURNED

- Bears — \*108 Nathan Vasher, vs SF, 11/13/05  
 Opp. — Never



# Bears Records

## Team - Offense

### - WON-LOST -

#### WINS

Highest winning percentage, season

- †1.000 1942 (11 games) 11-0
- 1934 (13 games) 13-0
- .938 1985 (16 games) 15-1
- .923 1926 (16 games) 12-1-3

Lowest winning percentage, season

- .071 1969 (14 games) 1-13
- .214 1973 (14 games) 3-11
- .250 Last: 2002 (16 games) 4-12

Wins at home, season

- 9 1926 (11 games at Wrigley)
- 8 1985 (8 games at Soldier Field)
- 1922 (9 games at Wrigley)
- 1921 (9 games at Wrigley)
- 7 2005 (8 games at Soldier Field)
- 2001 (8 games at Soldier Field)
- 1990 (8 games at Soldier Field)
- 1988 (8 games at Soldier Field)
- 1986 (8 games at Soldier Field)
- 1933 (7 games at Wrigley)

Wins on the road, season

- 7 1986 (8 road games)
- 1985 (8 road games)
- 1934 (7 road games)
- 1920 (9 road games)

#### CONSECUTIVE GAMES

Won

- \*17 11/26/33-12/2/34
- 16 11/9/41-12/6/42

Without losing

- 24 11/9/41-11/14/43 (23-0-1)

Wins at home

- 19 11/20/32-10/20/35

Wins on the road

- 10 9/28/41-12/6/42

Lost

- 8 Last: 9/22/02-11/18/02

Without winning

- 11 11/3/29-10/5/30 (0-9-2)

Losses at home

- 8 11/23/69-11/8/70

Losses on the road

- 16 11/12/73-11/30/75

### - SCORING -

#### POINTS

Most, season

- 456 1985 (16 games)
- 409 1965 (14 games)
- 396 1941 (11 games)

Fewest, season

- 133 1933 (13 games)
- 141 1982 (9 games)
- 145 1931 (13 games)
- 216 2000 (16 games)

Most, game

- 61 vs. GB, 12/7/80 (win, 61-7)
- vs. SF, 12/12/65 (win, 61-20)
- 58 vs. Balt, 10/21/56 (win, 58-27)
- 57 at Balt, 11/25/62 (win, 57-0)

Most, first half

- 41 vs. WASH, 11/28/48 (20, 21)
- 31 vs. DET, 9/18/05 (10, 21)
- vs. WASH, 9/29/85 (0, 31)

Most, second half

- 49 at Phil, 11/30/41 (21, 28)
- 33 vs. GB, 12/7/80 (13, 20)

Most, first quarter

- 21 vs. Cin, 9/28/86
- vs. Clev, 9/7/86
- vs. Wash, 11/9/80
- vs. Chi. Cards, 10/11/42

Most, second quarter

- 31 vs. Wash, 9/29/85
- 28 vs. TB, 9/26/93
- vs. GB, 12/7/80

Most, third quarter

- 27 vs. Chi. Cards, 9/5/37
- 24 at Min, 9/19/85

Most, fourth quarter

- 28 vs. Minnesota, 9/17/89
- vs. Philadelphia, 11/30/41
- 22 at Philadelphia, 9/12/94
- 21 Last: vs. Arizona 11/30/03

Margin of victory

- 57 at Balt, 11/25/62 (57-0)
- 54 vs. GB, 12/7/80 (61-7)
- 49 at NYG, 11/14/43 (56-7)
- vs. Det, 10/19/41 (49-0)

Margin of defeat

- 52 at Balt, 9/27/64 (52-0)
- 49 at GB, 9/30/62 (49-0)
- 47 at Hou, 11/6/77 (47-0)

## STATE OF THE BEARS

Following the 2006 NFL draft, the Bears roster was represented by 30 states, the American Samoa and Nigeria. Texas lead the way with 15 players followed by Florida with 10 and California with 8. Georgia, New Jersey and Pennsylvania each had five while Illinois has two. The Land of Lincoln's representatives are Steve Edwards (Chicago) and Joe Odom (Bethalto).

# Bears Records

## Team - Offense

### TOUCHDOWNS

#### Most, season

- 56 1941 (11 games)
- 54 1965 (14 games)
- 51 1985 (16 games)
- 1948 (12 games)
- 1947 (12 games)

#### Fewest, season

- 16 1982 (9 games)
- 1933 (13 games)
- 22 2000 (16 games)
- 1993 (16 games)

#### Most, game

- 9 vs. GB, 12/7/80
- vs. SF, 12/12/65
- 8 at Wash, 10/26/47
- at NY, 11/14/43

### EXTRA POINTS MADE

#### Most, season

- 52 1965 (14 games)
- 51 1985 (16 games)
- 1948 (12 games)
- 45 1995 (16 games)

#### Fewest, season

- 15 1933 (13 games)
- 1932 (14 games)
- 16 1982 (9 games)
- 20 1997 (16 games)

#### Most, game

- 8 at Wash, 10/26/47 (8 of 8)
- at NYG, 11/14/43 (8 of 8)
- 7 vs. GB, 12/7/80 (7 of 9)
- vs. SF, 12/12/65 (7 of 9)
- at Rams, 10/13/63 (7 of 7)

#### Most, season (no misses)

- 51 1985 (16 games)
- 45 1995 (16 games)
- 34 2001 (16 games)
- 1992 (16 games)

### EXTRA POINTS MISSED

#### Most, season

- 11 1941 (11 games)
- 1939 (11 games)
- 4 1976 (14 games) 27 of 31
- 1975 (14 games) 18 of 22
- 3 1983 (16 games) 35 of 38
- 1979 (16 games) 34 of 37
- 1978 (16 games) 26 of 29
- 1977 (14 games) 27 of 30

#### Most, game

- 3 Last: vs. Clev, 11/9/41
- 2 Last: vs. GB, 12/7/80

### FIELD GOALS MADE

#### Most, season

- 31 1985 (16 games)
- 28 1986 (16 games)
- 27 1993 (16 games)
- 26 2003 (16 games)

#### Fewest, season

- †0 1947 (12 games)
- 1944 (10 games)
- 8 1969 (14 games)
- 9 1982 (9 games)
- 1974 (14 games)

#### Most, game

- 5 at Philadelphia, 10/20/68
- vs. Detroit, 12/3/61
- 4 Last: at Denver, 11/23/03

### FIELD GOALS ATTEMPTED

#### Most, season

- 41 1986 (16 games)
- 38 1985 (16 games)
- 37 1990 (16 games)
- 36 2003 (16 games)

#### Fewest, season

- 0 1944 (10 games)
- 13 1974 (14 games)
- 18 1980 (16 games)

#### Most, game

- 7 vs. GB, 11/17/63
- 6 Last: at GB, 11/8/87

### FIELD GOALS MISSED

#### Most, season

- 18 1971 (14 games) 15 of 33 made
- 15 1999 (16 games) 17 of 32 made
- 1965 (14 games) 11 of 26 made
- 14 1970 (14 games) 20 of 34 made

#### Fewest, season

- 4 1989 (16 games) 15 of 19 made
- 1988 (16 games) 15 of 19 made
- 1974 (16 games) 9 of 13 made
- 5 2001 (16 games) 26 of 31 made
- 1998 (16 games) 21 of 26 made
- 1997 (16 games) 21 of 26 made
- 1980 (16 games) 13 of 18 made
- 1978 (16 games) 17 of 22 made

#### Most, game

- 4 Last: vs. Phil, 9/14/86 (2 of 6)
- 3 Last: at Min, 10/10/99 (1 of 4)

### TWO-POINT CONVERSIONS (since 1994)

#### Most, season

- 5 1997 (16 games)
- 2 2003 (16 games)
- 1994 (16 games)



# Bears Records

## Team - Offense

### Most, game

- 1 Last: at NYG, 11/7/04

### SAFETIES

#### Most, season

- 3 2004 (16 games)  
1985 (16 games)
- 2 Last: 1986 (16 games)

#### Most, game

- 2 vs. Pit, 11/9/69
- 1 Last: vs. Houston, 12/19/04

## — TIME OF POSS. —

### TIME OF POSSESSION (since 1978)

#### Highest average, season

- 35:08 1984 (16 games)
- 34:33 1985 (16 games)
- 33:38 1994 (16 games)

#### Lowest average, season

- 27:42 2002 (16 games)
- 28:20 2004 (16 games)
- 28:30 2000 (16 games)

#### Highest, game

- 48:50 vs. SD, 10/25/81 (or)
- 45:32 vs. Mia, 9/4/88
- 44:53 at Mia, 10/27/97 (or)

#### Lowest, game

- 18:01 at Dal, 12/27/92
- 18:57 at Min, 10/27/02
- 19:20 at LA Rams, 1/2/94

## — FIRST DOWNS —

### TOTAL

#### Most, season

- 343 1985 (16 games)
- 340 1995 (16 games)
- 319 1987 (15 games)

#### Fewest, season

- 114 1937 (11 games)
- 115 1933 (13 games)
- 153 1982 (9 games)
- 226 1993 (16 games)

#### Most, game

- 33 vs. GB, 12/7/80
- 30 at NY Yanks, 12/9/51
- 29 vs. SF, 10/28/01  
vs. Clev, 11/4/01

#### Fewest, game

- 2 vs. GB, 12/10/33
- 4 vs. Det, 11/22/81
- 5 vs. NE, 10/14/79

\* NFL Record

† Tied NFL Record

### RUSHING

#### Most, season

- 176 1985 (16 games)
- 166 1986 (16 games)
- 164 1984 (16 games)

#### Fewest, season

- 55 1970 (14 games)
- 56 1982 (9 games)
- 79 2002 (16 games)

#### Most, game

- 19 at GB, 10/30/77  
vs. GB, 11/6/55
- 18 vs. Det, 11/10/85
- 17 Last: vs. Mia, 9/4/88

#### Fewest, game

- 0 at JAX, 12/12/04  
at GB, 12/11/94  
at Balt, 10/5/57  
vs. Chi. Cards, 10/14/45
- 1 at DAL, 11/25/04  
at TB, 11/18/01  
at Det, 11/25/99  
at Oak, 9/26/99  
at NE, 9/21/97  
at KC, 11/17/96

### PASSING

#### Most, season

- 203 1999 (16 games)
- 201 1995 (16 games)
- 188 1997 (16 games)

#### Fewest, season

- 41 1940 (11 games)
- 48 1942 (11 games)
- 54 1972 (14 games)
- 83 1982 (9 games)
- 98 1979 (16 games)

#### Most, game

- 21 vs. NY Jets, 11/16/97  
at Dal, 11/18/62
- 20 vs. Clev, 11/4/01  
at StL, 12/26/99
- 18 vs. Wash, 11/2/97

#### Fewest, game

- 0 at GB, 9/28/41  
vs. GB, 11/7/37
- 2 Last: vs. GB, 12/4/05

### BY PENALTY

#### Most, season

- \*42 1987 (15 games)
- 32 1988 (16 games)  
1963 (14 games)
- 29 1991 (16 games)

# Bears Records

## Team - Offense

### Fewest, season

- 5 1939 (11 games)
- 7 2000 (16 games)
- 12 1977 (14 games)
- 1972 (14 games)

### Most, game

- 9 at Clev, 11/25/51
- 7 at TB, 9/8/91
- 6 at GB, 10/25/92
- vs. Det, 11/22/87

## - NET YARDS -

(Rushing and passing)

### YARDS

#### Most, season

- 5,837 1985 (16 games)
- 5,830 1983 (16 games)
- 5,673 1995 (16 games)

#### Fewest, season

- 2,493 1982 (9 games)
- 2,641 1937 (11 games)
- 3,129 1973 (14 games)
- 3,717 1993 (16 games)

#### Most, game

- 682 at NYG, 11/14/43
- 596 vs. Chi. Cards, 12/11/49
- 594 vs. GB, 12/7/80

#### Fewest, game

- 24 vs. Det, 11/22/81
- 66 at Den, 12/5/71
- 75 at Det, 10/28/62

## - RUSHING -

### ATTEMPTS

#### Most, season

- 674 1984 (16 games)
- 634 1978 (16 games)
- 627 1979 (16 games)

#### Fewest, season

- 275 1982 (9 games)
- 353 1970 (14 games)
- 1954 (12 games)
- 383 2002 (16 games)

#### Most, game

- \*72 vs. Brk, 10/20/35
- 63 vs. Min, 10/20/77
- 62 vs. Buf, 10/7/79

#### Fewest, game

- 11 at Phil, 9/12/94
- 12 at Min, 10/27/02
- at Det, 11/25/99
- 13 vs. Phil, 10/3/04
- vs. GB, 11/22/92

### YARDS

#### Most, season

- 2,974 1984 (16 games)
- 2,847 1934 (13 games)
- 2,761 1985 (16 games)

#### Fewest, season

- 988 1982 (9 games)
- 1,344 2002 (16 games)
- 1,387 1999 (16 games)

#### Most, game

- 408 vs. Brk, 10/20/35
- 406 vs. GB, 11/6/55
- 375 at GB, 10/30/77

#### Fewest, game

- 1 at LA Rams, 10/26/52
- 27 at GB, 12/11/94

### AVERAGE

#### Highest, season

- 5.19 1934 (13 games)
- 4.75 1968 (14 games)
- 4.52 1985 (16 games)

#### Lowest, season

- 3.08 1953 (12 games)
- 3.09 1970 (14 games)
- 3.26 1994 (16 games)

#### Highest, game

- 13.75 at Cin, 9/30/34
- 6.94 at GB, 10/30/77 (54 for 375)
- 6.34 at Cin, 9/28/86 (35 for 222)

#### Lowest, game

- 0.03 at LA Rams, 10/26/52 (33 for 1)
- 1.72 vs. GB, 11/11/01 (25 for 43)
- 1.86 at Dal, 12/27/92 (15 for 28)

### TOUCHDOWNS

#### Most, season

- 30 1941 (11 games)
- 27 1985 (16 games)
- 25 1988 (16 games)

#### Fewest, season

- 3 1970 (14 games)
- 1933 (13 games)
- 4 1999 (16 games)
- 5 1982 (9 games)

#### Most, game

- 6 vs. Det, 10/19/41
- 5 vs. Mia, 9/4/88
- 4 Last: at TB, 10/8/89

### FUMBLES

#### Most, season

- †56 1938 (11 games)
- 40 1973 (14 games)
- 1972 (14 games)
- 37 1988 (16 games)



# Bears Records

## Team - Offense

### Fewest, season

- 16 1982 (9 games)
- 1963 (14 games)
- 21 2001 (16 games)
- 1994 (16 games)
- 1979 (16 games)

### Most, game

- 8 at NYG, 12/18/77
- at Chi. Cards, 9/11/38
- 7 vs. GB, 10/21/85
- at Balt, 12/5/65

### FUMBLES LOST

#### Most, season

- 26 1973 (14 games)

#### Fewest, season

- 8 2001 (16 games)
- 1982 (9 games)
- 1978 (16 games)
- 9 2003 (16 games)
- 1996 (16 games)
- 10 Last: 1994 (16 games)

#### Most, game

- 5 vs. Det, 10/4/98
- vs. Dal, 9/16/73
- 4 Last: at Car, 12/22/02

### OWN RECOVERED

#### Most, season

- \*37 1938 (11 games)
- 20 1981 (16 games)
- 19 1977 (14 games)
- 1942 (11 games)
- 2005 (16 games)

#### Fewest, season

- 5 1963 (14 games)
- 1955 (12 games)
- 6 1989 (16 games)
- 8 1998 (16 games)
- 1979 (16 games)

#### Most, game

- 7 at NYG, 12/18/77
- at Chi. Cards, 9/11/38
- 6 at GB, 11/15/81
- 5 at Min, 10/5/75

## - PASSING -

### ATTEMPTS

#### Most, season

- 684 1999 (16 games)
- 595 1997 (16 games)
- 551 1996 (16 games)

#### Fewest, season

- 147 1937 (11 games)
- 205 1972 (14 games)
- 262 1982 (9 games)
- 352 1978 (16 games)

### Most, game

- 65 vs NY Jets, 11/16/97
- 63 at Wash, 10/31/99
- 59 at NYG, 10/23/49

### Fewest, game

- 4 vs. Det, 10/15/67
- 7 vs. TB, 11/26/78
- 8 vs. Det, 10/19/80
- vs. Buf, 10/7/79

### COMPLETIONS

#### Most, season

- 404 1999 (16 games)
- 336 1997 (16 games)
- 318 1996 (16 games)

#### Fewest, season

- 56 1937 (11 games)
- 78 1972 (14 games)
- 186 1978 (16 games)

#### Most, game

- 36 at Wash, 10/31/99
- 34 vs. Min, 11/14/99
- at NYG, 10/23/49
- 33 vs. NY Jets, 11/16/97
- at Wash, 10/25/64

#### Fewest, game

- 1 Last: at Phil, 12/10/72

### COMPLETION PERCENTAGE

#### Highest, season

- 61.4 1994 (16 games) 308 of 502
- 60.2 1995 (16 games) 315 of 523
- 59.7 2001 (16 games) 315 of 528

#### Lowest, season

- 29.7 1934 (13 games) 57 of 192
- 38.0 1972 (14 games) 78 of 205
- 44.2 1976 (14 games) 123 of 278
- 44.9 1973 (14 games) 136 of 303
- 45.4 1981 (16 games) 222 of 469

#### Highest, game (10+)

- 83.3 vs. GB, 12/7/80 (20 of 24)
- 81.5 vs. NYJ, 12/15/02 (22 of 27)
- vs. NE, 12/10/00 (22 of 27)
- 77.1 vs. Min, 9/18/94 (27 of 35)

#### Lowest, game (10+)

- 11.7 vs. Den, 12/12/76 (2 of 17)
- 21.7 vs. KC, 12/29/90 (5 of 23)
- 23.3 vs. Det, 11/22/81 (7 of 30)
- at KC, 11/8/81 (7 of 30)

### NET YARDS (Gross yards minus sack yards)

#### Most, season

- 4,136 1999 (16 games)
- 3,743 1995 (16 games)
- 3,253 1997 (16 games)
- 3,185 1996 (16 games)

# Bears Records

## Team - Offense

### Fewest, season

955	1934 (13 games)
1,108	1972 (14 games)
1,505	1982 (9 games)
1,933	1978 (16 games)

### Most, game

488	at NYG, 11/14/43
468	vs. Chi. Cards, 12/11/49

### Fewest, game

-20	vs. Det, 11/22/81
-16	at Hou, 11/6/77

### TIMES SACKED

#### Most, season

66	2004 (16 games)
55	1969 (14 games)
52	1983 (16 games)

#### Fewest, season

15	1995 (16 games)
17	2001 (16 games)
20	1963 (14 games)

#### Most, game

9	vs. GB, 1/2/05
	vs. Min, 10/25/93
	at Den, 12/5/71
	at Min, 11/2/69

### YARDS LOST

#### Most, season

449	2004 (16 games)
439	1969 (14 games)
395	1973 (14 games)
392	1971 (14 games)
359	1974 (14 games)
358	1983 (16 games)

#### Fewest, season

95	1995 (16 games)
109	1947 (12 games)
120	2001 (16 games)

#### Most, game

78	at Min, 11/2/69
70	at Den, 12/5/71

### TOUCHDOWN PASSES

#### Most, season

29	1995 (16 games)
	1947 (12 games)
28	1943 (11 games)
26	1949 (12 games)
25	1999 (16 games)
24	1961 (14 games)

#### Fewest, season

5	1950 (12 games)
6	1973 (14 games)
7	1993 (16 games)
	1978 (16 games)

### Most, game

†7	at NYG, 11/14/43
4	Last: vs. Det, 12/19/99

### HAD INTERCEPTED

#### Most, season

35	1954 (12 games)
	1947 (12 games)
28	1978 (16 games)

#### Fewest, season

10	1995 (16 games)
11	1982 (9 games)
	1941 (11 games)

#### Most, game

8	at Det, 9/22/68
7	at Clev, 12/22/60
	at Balt, 10/2/60
	vs. LA Rams, 10/9/49

#### Returned for TD, season

*6	1992 (16 games)
----	-----------------

### INTERCEPTION PERCENTAGE

#### Highest, season

14.95	1942 (11 games)
7.95	1978 (16 games) 28 int., 352 att.

#### Lowest, season

1.91	1995 (16 games) 10 int, 523 att.
2.63	1998 (16 games) 13 int, 494 att.
2.79	1990 (16 games) 12 int, 430 att.

## - PUNTING -

### PUNTS

#### Most, season

114	1981 (16 games)
110	2004 (16 games)
100	1976 (14 games)

#### Fewest, season

32	1941 (11 games)
38	1947 (12 games)
58	1995 (16 games)
	1965 (14 games)

#### Most, game

17	vs. GB, 10/22/33
14	vs. GB, 12/10/33
12	vs. NO, 10/5/97

#### Fewest, game

0	vs. Det, 10/1/72
	at NYG, 11/28/65
	vs. GB, 11/6/55

\* NFL Record

† Tied NFL Record



# Bears Records

## Team - Offense

### GROSS AVERAGE

#### Highest, season

- 46.5 1963 (14 games)
- 45.5 1964 (14 games)
- 44.8 1996 (16 games)

#### Lowest, season

- 35.7 1945 (10 games)
- 36.2 1983 (16 games)
- 36.9 1976 (14 games)

#### Highest, game (4+ punts)

- 57.3 vs. LA Rams, 11/16/52
- 54.6 vs. GB, 10/21/85
- 54.0 at TB, 10/6/85
- 53.6 at Det, 11/27/97

#### Lowest, game (4+)

- 22.1 at Min, 10/10/76
- 25.0 at Card-Pitt, 12/3/44
- 26.4 vs. GB, 10/21/74

## - PUNT RETURNS -

### RETURNS

#### Most, season

- 64 1984 (16 games)
- 60 1950 (12 games)
- 57 1986 (16 games)

#### Fewest, season

- 19 1968 (14 games)
- 22 1967 (14 games)
- 23 1992 (16 games)

#### Most, game

- 11 vs. Chi. Cards, 10/8/50
- 8 vs. NE, 9/16/85
- at Det, 12/16/84

### YARDS

#### Most, season

- 781 1948 (12 games)
- 561 1984 (16 games)
- 518 1981 (16 games)

#### Fewest, season

- 81 1968 (14 games)
- 97 1966 (14 games)
- 142 1982 (9 games)
- 176 1992 (16 games)

#### Most, game

- 151 vs. Chi. Cards, 10/12/41
- 134 vs. NYG, 9/14/87
- vs. SF, 12/12/65
- 106 at TB, 9/20/98

#### Fewest, game

- 6 vs. Min, 12/19/65
- 5 vs. Dal, 11/24/68
- vs. GB, 10/16/66

### AVERAGE

#### Highest, season

- 20.2 1941 (11 games)
- 11.8 2003 (16 games)
- 11.6 1998 (16 games)
- 11.5 1999 (16 games)
- 1981 (16 games)

#### Lowest, season

- 3.4 1957 (12 games)
- 3.9 1966 (14 games)
- 6.7 1989 (16 games)

### TOUCHDOWNS

#### Most, season

- 2 1987 (15 games)
- 1941 (11 games)

#### Most, game

- 1 Last: vs. DET, 9/18/05

### FAIR CATCHES

#### Most, season

- 28 1967 (14 games)

#### Fewest, season

- 3 1975 (14 games)

#### Most, game

- 6 vs. Min, 9/15/96
- vs. Min, 12/10/67
- at St. L., 10/31/66
- 5 Last: vs. GB, 12/3/00

## - KICK RETURNS -

### RETURNS

#### Most, season

- 83 2002 (16 games)
- 79 1997 (16 games)
- 74 2004 (16 games)
- 1975 (14 games)

#### Fewest, season

- 20 1942 (11 games)
- 26 1963 (14 games)
- 34 1982 (9 games)
- 43 1985 (16 games)

#### Most, game

- 10 at Chi. Cards, 11/27/55
- 9 at SF, 9/7/03
- at GB, 12/11/94
- at SF, 12/23/91
- 8 Last: vs. IND, 11/21/04

#### Fewest, game

- 0 Last: at TB, 11/6/94

\* NFL Record

† Tied NFL Record

# Bears Records

## Team - Offense

### YARDS

#### Most, season

- 1,762 2002 (16 games)
- 1,738 2003 (16 games)
- 1,696 1997 (16 games)

#### Fewest, season

- 424 1963 (14 games)
- 632 1982 (9 games)
- 879 1990 (16 games)

#### Most, game

- 304 vs. GB, 11/9/52
- 251 at Pit, 9/17/67
- 226 at Atl, 10/14/73

#### Fewest, game

- 0 Last: at TB, 11/6/94

### AVERAGE

#### Highest, season

- \*29.4 1972 (14 games)
- 27.9 1966 (14 games)
- 25.3 1985 (16 games)

#### Lowest, season

- 16.3 1990 (16 games)
- 1963 (14 games)
- 16.4 1983 (16 games)

### TOUCHDOWNS

#### Most, season

- †4 1970 (14 games)
- 3 1967 (14 games)

#### Most, game

- †2 vs. GB, 11/9/52
- at GB, 9/22/40

## - PENALTIES -

### PENALTIES

#### Most, season

- 124 2004 (16 games)
- 122 1948 (12 games)
- 121 1981 (16 games)

#### Fewest, season

- 57 1955 (12 games)
- 58 1982 (9 games)
- 63 2001 (16 games)

#### Most, game

- †22 at Phil, 11/26/44
- 17 at Oak, 9/26/99
- 16 at TB, 10/21/84
- at Den, 10/16/78
- at Balt, 12/5/65

#### Fewest, game

- †0 vs. Phil, 12/24/95
- at StL Rams, 9/24/95
- at Det, 11/28/91
- vs. Min, 10/23/72
- at Clev, 10/9/38
- 1 Last: at PIT, 12/11/05

### YARDS PENALIZED

#### Most, season

- 1,194 1968 (14 games)
- 1,005 1981 (16 games)
- 984 1976 (14 games)

#### Fewest, season

- 422 1982 (9 games)
- 498 1955 (12 games)
- 503 1994 (16 games)

#### Most, game

- 170 at Phil, 11/26/44
- 147 at Den, 10/16/78
- vs. Wash, 10/3/67
- 144 vs. Rams, 10/10/77

#### Fewest, game

- †0 vs. Phil, 12/24/95
- at StL Rams, 9/24/95
- at Det, 11/28/91
- vs. Min, 10/23/72
- at Clev, 10/9/38
- 5 Last: at PIT, 12/11/05

\* NFL Record

† Tied NFL Record

## CLUB 650

Chicago defeated Detroit, 24-16, on Oct. 26, 2003, making the Bears the first NFL franchise to earn 650 overall victories. Since that win, the Bears have amassed 21 additional wins and with Chicago's 24-17 triumph at Green Bay, the Bears tallied win No. 671 and currently have a combined regular season and playoff record of 671-495-42 (.573). The Bears all-time regular season record is currently 657-485-32, leading Green Bay (616-492-36), the only other member of the 600-win club, by 41 victories. The following are the NFL's all-time winningest teams: Bears (657 wins), Packers (616), New York Giants (588), Washington Redskins (515), Pittsburgh Steelers (495), St. Louis Rams (490), Detroit Lions (478), Philadelphia Eagles (461), Arizona Cardinals (451), San Francisco 49ers (438) and the Cleveland Browns (410).



# Bears Records

## Team - Defense

### - SCORING -

#### POINTS ALLOWED

##### Most, season

- 421 1997 (16 games)
- 379 2002 (16 games)
- 1975 (14 games)
- 1964 (14 games)
- 377 1989 (16 games)

##### Fewest, season

- 21 1920 (13 games)
- 35 1923 (12 games)
- \*44 1932 (14 games) \*Since 1932
- 1922 (12 games)
- 187 1986 (16 games)
- 198 1985 (16 games)
- 202 2005 (16 games)

##### Most, game

- 55 at Det, 11/27/97
- 53 at Chi. Cards, 11/27/55
- 52 at SF, 12/23/91
- at SF, 9/19/65
- at Balt, 9/27/64

##### Most, first half

- 34 at Balt, 10/4/58 (27, 7)
- 33 at SF, 9/7/03 (10, 23)
- 31 at Wash, 10/31/99 (14, 17)
- at TB, 12/22/96 (7, 24)
- at Mia, 12/2/85 (10, 21)

##### Most, second half

- 38 at Det, 11/27/97 (17, 21)
- 35 at GB, 9/30/62 (21, 14)
- 32 vs. Min, 9/18/94 (18, 14)

##### Most, first quarter

- 27 at Balt, 10/4/58
- 20 at TB, 10/25/87

##### Most, second quarter

- 31 at Mia, 12/2/85
- 24 at TB, 12/22/96
- at SF, 9/19/65
- 23 at SF, 9/7/03

##### Most, third quarter

- 24 at Dal, 12/27/92
- 21 Last: at Sea, 9/23/84

##### Most, fourth quarter

- 28 at SF, 12/23/91
- vs. GB, 11/6/55
- at LA Rams, 10/26/52
- 21 Last: at Det, 11/27/97

#### TOUCHDOWNS ALLOWED

##### Most, season

- 50 1997 (16 games)
- 48 1975 (14 games)
- 47 1964 (14 games)
- 43 2000 (16 games)
- 1992 (16 games)
- 1989 (16 games)

##### Fewest, season

- †6 1932 (14 games)
- 18 1963 (14 games)
- 20 2005 (16 games)
- 1986 (16 games)
- 1982 (9 games)

##### Most, game

- 7 Last: at Det, 11/27/97
- 6 Last: at Wash, 10/31/99

#### EXTRA POINTS ALLOWED

##### Most, season

- 47 1975 (14 games) 47 of 48
- 46 1964 (14 games) 46 of 47
- 45 1997 (16 games) 45 of 45

##### Fewest, season

- 4 1932 (14 games)
- 18 1982 (9 games) 18 of 20
- 1963 (14 games) 18 of 18
- 19 2005 (16 games) 19 of 20
- 2001 (16 games) 19 of 20
- 1986 (16 games) 19 of 20

##### Most, game

- 7 at Det, 11/27/97
- at SF, 12/23/91
- at SF, 9/19/65
- at Balt, 9/27/64
- at GB, 9/30/62
- 6 Last: at Wash, 10/31/99

#### OPP.'S EXTRA POINTS MISSED

##### Most, season

- 6 1955 (12 games)
- 4 1978 (16 games) 28 of 32
- 1974 (14 games) 29 of 33
- 1970 (14 games) 27 of 31
- 3 Last: 1990 (16 games) 28 of 31

##### Most, game

- 3 vs. Clev, 11/24/40
- 2 Last: at TB, 10/22/79

#### FIELD GOALS MADE ALLOWED

##### Most, season

- 37 2002 (16 games)
- 31 2003 (16 games)
- 30 1994 (16 games)

##### Fewest, season

- †0 1942 (11 games)
- 1932 (14 games)
- 10 1967 (14 games)
- 12 1982 (9 games)
- 12 1979 (16 games)

\* NFL Record

† Tied NFL Record

# Bears Records

## Team - Defense

### Most, game

- 5 vs. Oak, 10/5/03
- at SF, 9/7/03
- vs. TB, 12/29/02
- at Min, 10/10/99
- vs. KC, 12/29/90
- vs. Min, 9/23/73
- vs. Wash, 11/14/71

### FIELD GOAL ATTEMPTS ALLOWED

#### Most, season

- 44 2002 (16 games)
- 41 1994 (16 games)
- 1971 (14 games)
- 39 1973 (14 games)
- 38 2003 (16 games)

#### Fewest, season

- 2 1942 (11 games)
- 17 1985 (16 games)
- 1982 (9 games)
- 1963 (14 games)

#### Most, game

- 7 vs. Dal, 11/24/68
- 6 Last: vs. PHI, 10/3/04
- 5 Last: at SF, 9/7/03

### OPP. FIELD GOALS MISSED

#### Most, season

- 18 1968 (14 games) 13 of 31
- 15 1971 (14 games) 24 of 39
- 14 1967 (14 games) 10 of 24
- 13 1987 (16 games) 18 of 31
- 1980 (16 games) 14 of 27

#### Fewest, season

- 3 1978 (16 games) 16 of 19

#### Most, game

- 5 vs. Dal, 11/24/68 (2 of 7)
- 4 vs. Atl, 9/26/76 (1 of 5)
- at NO, 10/7/73 (0 for 4)
- 3 Last: vs. GB, 10/7/02 (2 of 5)

### OPPONENTS' SAFETIES

#### Most, season

- 2 Last: 1988 (16 games)

#### Most, game

- 1 Last: at JAX, 12/12/04

## - FIRST DOWNS -

### TOTAL ALLOWED

#### Most, season

- 332 1989 (16 games)
- 328 2002 (16 games)
- 316 1995 (16 games)

### Fewest, season

- 98 1942 (11 games)
- 166 1982 (9 games)
- 219 1984 (16 games)

### Most, game

- 35 at Wash, 11/26/89
- 31 vs. Ind, 11/21/04
- at Clev, 11/3/80

### Fewest, game

- 3 at Det, 11/23/41
- at Clev, 10/9/38
- 5 at GB, 10/17/91
- 6 Last: vs. Sea, 9/9/90

### RUSHING ALLOWED

#### Most, season

- 138 1973 (14 games)
- 128 1978 (16 games)
- 124 1977 (14 games)

#### Fewest, season

- \*35 1942 (11 games)
- 53 1982 (9 games)
- 67 1986 (16 games)

### Most, game

- 19 vs. Den, 12/12/76
- at Min, 10/17/65
- 17 vs. LA Rams, 12/2/73
- 15 vs. Ind, 11/21/04
- vs. Min, 9/15/94

### Fewest, game

- †0 vs. Det, 11/20/94
- vs. Buf, 10/2/88
- at TB, 10/6/85
- at Det, 10/28/45
- at Chi. Cards, 12/6/42
- at Clev, 10/10/37

### PASSING ALLOWED

#### Most, season

- 212 1995 (16 games)
- 196 1999 (16 games)
- 191 2001 (16 games)
- 1989 (16 games)

#### Fewest, season

- \*33 1943 (10 games)
- 90 1973 (14 games)
- 96 1963 (14 games)
- 122 1984 (16 games)

### Most, game

- 23 at SF, 12/17/00
- 22 at Min, 9/19/85
- 21 at TB, 11/18/01
- at Wash, 11/26/89
- at LA Rams, 12/26/82

### Fewest, game

- †0 Last: vs. Atl, 11/24/85



# Bears Records

## Team - Defense

### BY PENALTY

#### Most, season

36	1968 (14 games)
33	2002 (16 games)
30	1988 (16 games)
29	2003 (16 games)

#### Fewest, season

10	1953 (12 games)
11	1982 (9 games)
	1977 (14 games)
12	1994 (16 games)

#### Most, game

7	at Phil, 11/26/44
5	vs. Wash, 9/15/68
4	Last: at GB, 12/25/05

## - NET YARDS -

### YARDS ALLOWED (Rushing & passing)

#### Most, season

5,729	1989 (16 games)
5,704	1999 (16 games)
5,606	2002 (16 games)

#### Fewest, season

1,703	1942 (11 games)
2,846	1982 (9 games)
3,176	1963 (14 games)
3,869	1984 (16 games)

#### Most, game

583	at LA Rams, 12/26/82
557	at LA Rams, 10/24/54
550	at Clev, 11/25/61

#### Fewest, game

33	vs. Phil, 10/25/42
54	at Pit, 10/2/39
86	vs. Pit, 11/9/69
88	vs. Rams, 11/10/63
92	vs. TB, 11/26/78

## - RUSHING -

### ATTEMPTS ALLOWED

#### Most, season

564	1978 (16 games)
563	1973 (14 games)
547	1975 (14 games)

#### Fewest, season

260	1982 (9 games)
294	1942 (11 games)
358	1964 (14 games)
359	1985 (16 games)

#### Most, game

59	vs. Den, 12/12/76
55	at Dal, 10/24/76
54	at NE, 10/30/88

### Fewest, game

10	vs. Atl, 9/27/92
	vs. Buf, 10/2/88
	vs. Mia, 9/4/88
11	vs. GB, 11/27/88
12	vs. Det, 11/22/87

### YARDS ALLOWED

#### Most, season

2,509	1973 (14 games)
2,174	1978 (16 games)
2,157	1977 (14 games)

#### Fewest, season

*519	1942 (11 games)
897	1982 (9 games)
1,313	2001 (16 games)

#### Most, game

393	at Det, 11/26/36
356	vs. Den, 12/12/76
304	at Min, 10/17/65

#### Fewest, game

-36	vs. Phil, 11/19/39
-17	at Chi. Cards, 12/6/42
0	vs. Buf, 10/2/88
11	at Min, 10/28/96

### AVERAGE ALLOWED

#### Highest, season

5.28	1955 (12 games)
4.45	1994 (16 games)
4.44	1973 (14 games)

#### Lowest, season

1.77	1942 (11 games)
3.17	1970 (14 games)
3.32	1974 (14 games)
3.41	1988 (16 games)

#### Highest, game

9.52	at Den, 11/23/03 (21 for 200 yards)
9.11	at NYJ 9/25/94 (18 for 164 yards)
8.30	at Min, 10/10/99 (20 for 166 yards)
8.03	at Clev, 11/25/51 (N/A)

#### Lowest, game

-0.89	at Chi. Cards, 12/6/42 (N/A)
0.00	vs. Buf, 10/2/88 (10 for 0 yards)
0.80	at Min, 10/28/96 (14 for 11 yards)
0.85	at Det, 11/9/03 (20 for 17 yards)

### TOUCHDOWNS ALLOWED

#### Most, season

25	1975 (14 games)
21	1989 (16 games)
20	1964 (14 games)

\* NFL Record

† Tied NFL Record

# Bears Records

## Team - Defense

### Fewest, season

- 3 1942 (11 games)
- 1932 (14 games)
- 4 1986 (16 games)
- 1982 (9 games)
- 5 1988 (16 games)
- 1987 (15 games)

### Most, game

- 6 at Chi. Cards, 11/28/29
- 5 vs. GB, 11/4/62
- at GB, 9/30/62
- 4 Last: at Det, 11/27/97

## - PASSING -

### ATTEMPTS ALLOWED

#### Most, season

- 602 2001 (16 games)
- 595 1995 (16 games)
- 583 1999 (16 games)

#### Fewest, season

- 187 1933 (13 games)
- 294 1982 (9 games)
- 296 1969 (14 games)
- 435 1984 (16 games)

#### Most, game

- 62 vs. Phil, 10/2/89
- 58 vs. GB, 12/4/05
- 57 at TB, 11/18/01
- at Det, 10/9/88
- 55 vs. NE 11/20/02
- at Min, 9/19/85

#### Fewest, game

- 3 at Det, 11/28/35
- vs. NYG, 11/17/35
- 9 vs. Atl, 9/17/72
- 10 vs. GB, 11/12/72

### COMPLETIONS ALLOWED

#### Most, season

- 374 1995 (16 games)
- 355 2001 (16 games)
- 354 1999 (16 games)

#### Fewest, season

- 59 1935 (12 games)
- 150 1969 (14 games)
- 164 1982 (9 games)
- 197 1984 (16 games)

#### Most, game

- 41 at TB, 11/18/01
- 36 vs. NE, 11/20/02
- at SF, 12/17/00
- vs. GB, 12/5/93
- 34 vs. Pit, 11/5/95

### Fewest, game

- † at GB, 9/25/49
- at Bos, 11/5/33
- vs. Chi. Cards, 10/15/33
- 1 vs. SF, 11/13/05
- 3 vs. Atl, 11/24/85
- vs. GB, 12/16/73
- at GB, 11/4/73

### OPPONENTS' COMPLETION PCT.

#### Highest, season

- 64.0 1998 (16 games)
- 62.9 1995 (16 games)
- 62.6 2000 (16 games)

#### Lowest, season

- 30.4 1935 (12 games)
- 42.6 1967 (14 games)
- 44.4 1981 (16 games)

#### Highest, game (10+ attempts)

- 86.7 at Balt, 9/27/64
- 85.0 at Atl, 10/14/73
- 81.8 at SF, 12/17/00

#### Lowest, game (10+)

- 0.0 at GB, 9/25/49
- 7.7 vs. SF, 11/13/05
- 17.4 vs. Atl, 11/24/85
- at Det, 11/5/67

### NET YARDS ALLOWED

#### Most, season

- 4,240 1995 (16 games)
- 4,041 2002 (16 games)
- 3,832 1989 (16 games)

#### Fewest, season

- 691 1933 (13 games)
- 1,674 1973 (14 games)
- 1,765 1963 (14 games)
- 2,492 1984 (16 games)

#### Most, game

- 506 at LA Rams, 12/26/82
- 411 at Min, 9/19/85
- 395 at TB, 11/18/01

#### Fewest, game

- 22 vs. Atl, 11/24/85
- 12 at GB, 11/4/73
- 7 vs. TB, 11/26/78

### SACKS (since 1972)

#### Most, season

- 72 1984 (16 games)
- 70 1987 (15 games)
- 64 1985 (16 games)

\* NFL Record

† Tied NFL Record



# Bears Records

## Team - Defense

### Fewest, season

- 18 2003 (16 games)
- 23 1972 (14 games)
- 24 1974 (14 games)
- 28 1998 (16 games)
- 1994 (16 games)

### Most, game

- 12 at Det, 12/16/84
- 11 at Phil, 10/4/87
- vs. Min, 10/28/84
- 9 Last: at LA Raid, 12/27/87

### YARDS LOST

#### Most, season

- 583 1984 (16 games)
- 503 1986 (16 games)
- 484 1987 (15 games)

#### Fewest, season

- 105 2003 (16 games)
- 154 1953 (12 games)
- 163 1972 (14 games)
- 173 2004 (16 games)
- 1974 (14 games)

#### Most, game

- 114 vs. Min, 12/17/61
- 107 vs. Det, 11/20/60
- 101 vs. Min, 10/28/84

### TD PASSES ALLOWED

#### Most, season

- 27 1998 (16 games)
- 1995 (16 games)
- 1964 (14 games)
- 1961 (14 games)
- 25 2000 (16 games)
- 1997 (16 games)
- 1968 (14 games)

#### Fewest, season

- 2 1934 (13 games)
- 3 1936 (12 games)
- 1932 (14 games)
- 7 1977 (14 games)
- 10 2005 (16 games)
- 1982 (9 games)

#### Most, game

- 5 at GB, 11/12/95
- at Min, 11/28/82
- at Pit, 9/28/80
- vs. SF, 11/19/72
- 4 Last: vs. Ind, 11/21/04

## - TURNOVERS -

### TAKEAWAYS

#### Most, season

- 58 1947 (12 games)
- 54 1985 (16 games)
- 51 1963 (14 games)

#### Fewest, season

- 20 2003 (16 games); 15 INTs, 5 FRs
- 2000 (16 games); 11 INTs, 9 FRs
- 1982 (9 games); 13 INTs, 7 FRs
- 22 1994 (16 games); 12 INTs, 10 FRs

#### Most, game

- †12 at Det, 11/22/42 (7 int, 5 fum)
- 9 vs. StL Cards, 11/19/67 (7 int, 2 fum)
- 8 vs. TB, 9/2/84 (6 int, 2 fum)
- at GB, 9/24/67 (5 int, 3 fum)
- vs. Phil, 10/27/63 (4 int, 4 fum)
- at Rams, 10/13/63 (6 int, 2 fum)

## - FUMBLES -

### OPPONENTS' FUMBLES

#### Most, season

- 44 1952 (12 games)
- 38 1990 (16 games)
- 37 1987 (15 games)
- 1983 (16 games)
- 1976 (14 games)
- 1972 (14 games)

#### Fewest, season

- 13 1960 (12 games)
- 17 1988 (16 games)
- 19 2003 (16 games)

#### Most, game

- 7 at GB, 9/16/90
- vs. GB, 12/18/83
- at LA Rams, 9/16/66
- at LA Rams, 11/15/64
- 5 Last: at TB, 11/18/01

### OPPONENTS' FUMBLES LOST

#### Most, season

- 26 1952 (12 games)
- 24 1965 (14 games)
- 1962 (14 games)
- 23 1976 (14 games)
- 1971 (14 games)
- 22 1981 (16 games)
- 1966 (14 games)

#### Fewest, season

- 5 2003 (16 games)
- 6 1945 (10 games)
- 1943 (10 games)
- 7 1982 (9 games)

\* NFL Record

† Tied NFL Record

# Bears Records

## Team - Defense

### Most, game

- 5 at Oak, 9/26/99
- at KC, 11/8/81
- at Den, 9/30/73
- 4 Last: at Det, 12/22/85

### TOUCHDOWNS ON FUMBLES

#### Most, season

- 5 1942 (11 games)
- 2 Last: 2001

#### Most, game

- 2 vs. Wash, 11/28/48
- 1 Last: at GB, 9/19/04

## - INTERCEPTIONS -

### INTERCEPTIONS

#### Most, season

- 37 1935 (12 games)
- 36 1963 (14 games)
- 34 1985 (16 games)

#### Fewest, season

- 9 2002 (16 games)
- 10 1964 (14 games)
- 1960 (12 games)
- 11 2000 (16 games)

#### Most, game

- 7 vs. StL, 11/19/67
- at Chi. Cards, 12/5/54
- at Det, 11/22/42
- at GB, 9/22/40
- 6 vs. TB, 9/2/84
- at Rams, 10/13/63

### YARDS RETURNED

#### Most, season

- 585 1941 (11 games)
- 546 2004 (16 games)
- 537 1963 (14 games)
- 524 2005 (16 games)

#### Fewest, season

- 60 1997 (16 games)
- 69 1987 (15 games)
- 99 1982 (9 games)

#### Most, game

- 149 vs. LA Rams, 10/11/64
- 140 vs. GB, 12/4/05

### TOUCHDOWNS

#### Most, season

- 5 2004 (16 games)
- 4 Last: 2005 (16 games)
- 3 Last: 2001 (16 games)

#### Most, game

- 2 Last: vs. GB, 12/5/93

## - PUNTING -

### PUNTS ALLOWED

#### Most, season

- 100 1986 (16 games)
- 1984 (16 games)
- 99 1983 (16 games)
- 98 1981 (16 games)

#### Fewest, season

- 42 1945 (10 games)
- 49 1982 (9 games)
- 62 1995 (16 games)
- 1972 (14 games)
- 1964 (14 games)

#### Most, game

- 16 vs. Chi. Cards, 11/30/33
- 15 vs. NY Giants, 11/17/35
- 11 at Car, 12/22/02
- vs. NE, 9/16/85
- at Clev, 10/15/72

#### Fewest, game

- †0 vs. GB, 12/17/89
- at Mia, 9/23/79
- at GB, 9/24/67
- at Det, 12/2/56

### GROSS AVERAGE ALLOWED

#### Highest, season

- 46.6 1964 (14 games)
- 43.5 1997 (16 games)
- 43.3 1963 (14 games)

#### Lowest, season

- 35.4 1978 (16 games)
- 36.3 1976 (14 games)
- 37.1 1995 (16 games)

#### Highest, game (4+ punts)

- 61.8 vs. Det, 11/24/46
- 55.3 at Dal, 9/28/97
- 54.5 at SF, 11/19/61

#### Lowest, game (4+)

- 23.6 vs. Atl, 11/19/78
- 25.5 at Pit, 11/30/58
- 26.0 vs. Den, 12/12/76

## - PUNT RETURNS -

### RETURNS ALLOWED

#### Most, season

- 66 1981 (16 games)
- 58 1974 (14 games)
- 57 2004 (16 games)

#### Fewest, season

- 20 1941 (11 games)
- 22 1993 (16 games)
- 1965 (14 games)
- 24 1986 (14 games)
- 1972 (14 games)



# Bears Records

## Team - Defense

### Most, game

- 9 at Chi. Cards, 11/29/59
- 8 vs. Wash, 10/11/81
- at Atl, 10/13/74
- 7 Last: at Min, 11/25/01

### YARDS ALLOWED

#### Most, season

- 727 1997 (16 games)
- 633 1974 (14 games)
- 594 1981 (16 games)

#### Fewest, season

- 106 1969 (14 games)
- 110 1972 (14 games)
- 115 1993 (16 games)

#### Most, game

- 147 vs. GB, 11/8/59
- 117 at Atl, 10/13/74
- 116 at TB, 12/21/97

### AVERAGE RETURN ALLOWED

#### Highest, season

- 17.0 1941 (11 games)
- 14.0 1997 (16 games)
- 13.0 1987 (15 games)

#### Lowest, season

- 3.8 1969 (14 games)
- 4.1 1967 (14 games)
- 5.2 1993 (16 games)

### TOUCHDOWNS ALLOWED

#### Most, season

- 2 1997 (16 games)
- 1996 (16 games)
- 1954 (12 games)
- 1952 (12 games)
- 1947 (12 games)
- 1941 (11 games)
- 1933 (13 games)

#### Most, game

- 1 Last: vs. GB, 12/25/05

### FAIR CATCHES FORCED

#### Most, season

- 38 1993 (16 games)
- 33 2000 (16 games)
- 26 1973 (14 games)
- 1972 (14 games)

#### Fewest, season

- 5 1989 (16 games)
- 6 1990 (16 games)
- 7 1987 (15 games)
- 1982 (9 games)
- 1980 (16 games)

### Most, game

- 7 vs. Det, 11/21/76
- 6 at GB, 12/16/73

## - KICKOFF RETURNS -

### RETURNS ALLOWED

#### Most, season

- 78 1985 (16 games)
- 73 1990 (16 games)
- 72 1995 (16 games)
- 1965 (14 games)

#### Fewest, season

- 30 1982 (9 games)
- 32 1971 (14 games)
- 44 1981 (16 games)

#### Most, game

- 10 at Det, 9/24/89
- 9 vs. TB, 9/25/93
- vs. GB, 12/7/80
- vs. Balt, 10/21/56
- at Bos, 11/21/48
- 8 Last: at TB, 10/21/84

#### Fewest, game

- †0 Last: vs. NO, 9/19/82

### YARDS ALLOWED

#### Most, season

- 1,827 1985 (16 games)
- 1,583 1965 (14 games)
- 1,570 1995 (16 games)

#### Fewest, season

- 435 1940 (11 games)
- 537 1982 (9 games)
- 700 1974 (14 games)
- 1945 (10 games)
- 918 1993 (16 games)

#### Most, game

- 275 at Det, 9/24/89
- 254 at LA Rams, 10/13/63
- 234 vs. GB, 12/7/80

#### Fewest, game

- †0 Last: vs. Min, 9/18/94

### AVERAGE ALLOWED

#### Highest, season

- 27.8 1960 (12 games)
- 25.6 1971 (14 games)
- 24.7 1973 (14 games)

#### Lowest, season

- 16.0 1946 (11 games)
- 16.6 1999 (16 games)
- 17.3 1993 (16 games)

# Bears Records

## Team - Defense

### TOUCHDOWNS ALLOWED

#### Most, season

- 1 Last: 2003

#### Most, game

- 1 Last: vs. Detroit, 10/26/03

### OPPONENTS' PENALTIES

#### Most, season

- 129 1980 (16 games)  
120 2004 (16 games)  
1987 (15 games)  
119 1981 (16 games)

#### Fewest, season

- 34 1942 (11 games)  
43 1941 (11 games)  
52 1982 (9 games)  
66 1969 (14 games)  
78 2000 (16 games)

#### Most, game

- 21 at Clev, 11/25/51  
16 at GB, 11/8/87  
15 at TB, 10/21/84  
at Det, 9/22/68

#### Fewest, game

- †0 Last: vs. Den, 12/18/93  
1 Last: vs. TB, 11/19/00

### OPPONENTS' YARDS PENALIZED

#### Most, season

- 1,109 1980 (16 games)  
1,103 1987 (15 games)  
1,016 2005 (16 games)

#### Fewest, season

- 110 1937 (11 games)  
451 1982 (9 games)  
611 1965 (14 games)  
645 1994 (16 games)

#### Most, game

- 209 at Clev, 11/25/51  
149 vs. NO, 10/8/00  
147 at Det, 9/22/68

#### Fewest, game

- †0 Last: vs. Den, 12/18/93  
5 Last: vs. LA Rams, 12/18/94

\* NFL Record

† Tied NFL Record

## AIR MILES

Planning to follow the Bears on the road? The following is a list of the round-trip air miles between Chicago's O'Hare Airport and the rest of the NFL cities:

Akron/Canton (Hall of Fame game).....	648	Philadelphia Eagles.....	1,356
<b>Arizona Cardinals (Phoenix).....</b>	<b>2,880</b>	Pittsburgh Steelers.....	824
Atlanta Falcons.....	1,212	San Diego Chargers.....	3,446
Baltimore Ravens.....	1,242	<b>San Francisco 49ers.....</b>	<b>3,692</b>
Buffalo Bills.....	946	Seattle Seahawks.....	3,442
Carolina Panthers (Charlotte).....	1,198	<b>St. Louis Rams.....</b>	<b>516</b>
Champaign, Ill.*.....	240	Tampa Bay Buccaneers.....	2,024
Cincinnati Bengals.....	528	Tennessee Titans (Nashville).....	818
<b>Cleveland Browns.....</b>	<b>632</b>	Washington Redskins.....	1,224
Dallas Cowboys.....	1,608	<b>This year's total.....</b>	<b>13,790</b>
Denver Broncos.....	1,802	2005 total.....	9,356
<b>Detroit Lions.....</b>	<b>470</b>	2004 total.....	10,226
<b>Green Bay Packers.....</b>	<b>322</b>	2003 total.....	16,890
Houston Texans.....	925	2002 total*.....	12,763
Indianapolis Colts.....	354	2001 total.....	9,314
Jacksonville Jaguars.....	1,730	2000 total.....	12,560
Kansas City Chiefs.....	806	1999 total.....	13,796
Miami Dolphins (Ft. Lauderdale).....	2,364	1998 total.....	12,140
<b>Minnesota Vikings (Minneapolis).....</b>	<b>668</b>	1997 total.....	13,016
<b>New England Patriots (Boston).....</b>	<b>1,734</b>	1996 total.....	11,862
New Orleans Saints.....	1,674	1995 total.....	8,682
<b>New York Giants (Newark).....</b>	<b>1,438</b>	<p><i>Totals include pre-season; the 1997 total does not include the pre-season game in Dublin, Ireland. Dublin is 8,466 round-trip air miles from O'Hare.</i></p> <p><i>*2002 total includes nine flights to Champaign for home games.</i></p>	
<b>New York Jets (Newark).....</b>	<b>1,438</b>		
Oakland Raiders.....	3,670		



# Bears Records

## Individual Postseason

### — SERVICE —

#### Games

- 13 Mark Bortz, 1983-94
- 12 Kevin Butler, 1985-95  
Dennis Gentry, 1982-91  
Dan Hampton, 1979-90  
Jay Hilgenberg, 1981-91  
Steve McMichael, 1981-93  
Ron Rivera, 1984-92  
Mike Singletary, 1981-92  
Keith Van Horne, 1981-93
- 11 Jim Covert, 1983-90

#### Starts

- 12 Mark Bortz, 1983-94  
Jay Hilgenberg, 1981-91  
Mike Singletary, 1981-92  
Keith Van Horne, 1981-93
- 11 Jim Covert, 1983-90  
Dan Hampton, 1979-90  
Steve McMichael, 1981-93
- 10 Richard Dent, 1983-93, '95  
Tom Thayer, 1985-92

### — SCORING —

#### Points, career

- 74 Kevin Butler, 1985-95
- 33 Jack Manders, 1933-41
- 24 Dennis McKinnon, 1983-85, 87-89  
Harry Clark, 1940-43  
Norm Standlee, 1941

#### Points, game

- 15 Jack Manders, vs. Wash., 12/12/37
- 14 Kevin Butler, vs. NE, 1/26/86
- 12 Jim McMahon, vs. NYG, 1/5/86  
Dennis McKinnon, vs. NE, 1/26/86  
Walter Payton, at Phil., 12/23/79

#### Touchdowns, career

- 4 Dennis McKinnon, 1983-85, 87-89  
Norm Standlee, 1941  
Harry Clark, 1940-43
- 3 Willie Gault, 1983-87  
Jim McMahon, 1982-88  
Ken Kavanaugh, 1940-41, 45-50  
Dante Magnani, 1943, '46, '49

#### Touchdowns, game

- 2 Jim McMahon, vs. NE, 1/26/86  
Dennis McKinnon, vs. NYG, 1/5/86  
Walter Payton, at Phil., 12/23/79  
Bill Wade, vs. NYG, 12/29/63  
Dante Magnani, vs. Wash., 12/26/43  
Harry Clark, at Wash., 12/8/40; vs.  
Wash., 12/26/43  
Norm Standlee, vs. GB, 12/14/41; vs.  
NYG, 12/21/41  
Jack Manders, vs. Wash., 12/12/37  
Bill Karr, vs. NYG, 12/17/33

#### Field Goals, career

- 16 Kevin Butler, 1985-95
- 5 Jack Manders, 1933-40  
Bob Snyder, 1939-41, 43
- 2 Bob Thomas, 1975-84

#### Field Goals, game

- 3 Kevin Butler, vs. NO, 1/6/91  
Kevin Butler, vs. NE, 1/26/86  
Bob Snyder, vs. NYG, 12/21/41  
Jack Manders, vs. NYG, 12/17/33
- 2 Kevin Butler, vs. Phil., 12/31/88  
Kevin Butler, vs. Wash., 1/3/87  
Kevin Butler, vs. Dal., 12/29/91  
Bob Snyder, vs. GB, 12/14/41  
Jack Manders, at NYG, 12/9/34

#### Field Goals, long

- 46 Kevin Butler, vs. Phil., 12/31/88
- 43 Kevin Butler, vs. Dal., 12/29/91
- 41 Kevin Butler, vs. Wash., 1/3/87

### — RUSHING —

#### Attempts, career

- 180 Walter Payton, 1975-87
- 81 Neal Anderson, 1986-93
- 57 Bronko Nagurski, 1930-37, '43

#### Attempts, game

- 27 Neal Anderson, vs. NO, 1/6/91  
Walter Payton, vs. NYG, 1/5/86
- 24 Walter Payton, at Wash., 12/30/84  
Bronko Nagurski, at NYG, 12/9/34
- 22 Walter Payton, vs. NE, 1/26/86  
Walter Payton, at SF, 1/6/85

## BEARS LONGEST WINNING/LOSING STREAKS VERSUS ONE TEAM

#### BEARS LONGEST WINNING STREAKS

Gms	Team	Years
13	Pittsburgh Pirates/Steelers	1934-49
12	Tampa Bay Buccaneers	1983-88
11	Detroit Lions	1946-51
	Philadelphia Eagles	1935-47

#### BEARS LONGEST LOSING STREAKS

Gms	Team	Years
10	Green Bay Packers	1994-98
8	Minnesota Vikings	1972-76
7	Baltimore Colts	1966-83
	Green Bay Packers	1928-30

# Bears Records

## Individual Postseason

### Yards, career

- 632 Walter Payton, 1975-87
- 279 Neal Anderson, 1986-93
- 235 George McAfee, 1940-41, 45-50

### Yards, game

- 119 George McAfee, vs. GB, 12/14/41
- 109 Bill Osmanski, at Wash., 12/8/40
- 104 Walter Payton, at Wash., 12/30/84

### Touchdowns, career

- 4 Norm Standlee, 1941
- 3 Jim McMahon, 1982-88
- 2 Walter Payton, 1975-87
- Sid Luckman, 1939-50
- Bronko Nagurski, 1930-37, '43
- Harry Clark, 1940-43
- Bill Wade, 1961-66

### Touchdowns, game

- 2 Jim McMahon, vs. NE, 1/26/86
- Walter Payton, at Phil., 12/23/79
- Bill Wade, vs. NYG, 12/29/63
- Norm Standlee, vs. GB, 12/14/41
- Norm Standee, vs. NYG, 12/21/41
- Harry Clark, at Wash., 12/8/40

### Long

- 68 Bill Osmanski, at Wash., 12/8/40
- 58 Thomas Sanders, vs. Phil., 12/31/88
- 44 Harry Clark, at Wash., 12/8/40

## - PASSING -

### Attempts, career

- 127 Jim McMahon, 1982-88
- 93 Mike Tomczak, 1985-90
- 85 Sid Luckman, 1939-50

### Attempts, game

- 44 Jim Harbaugh, vs. Dal., 12/29/91
- 41 Rex Grossman, vs. CAR, 1/15/06
- 36 Mike Tomczak, at NYG, 1/13/91

### Completions, career

- 70 Jim McMahon, 1982-88
- 45 Mike Tomczak, 1985-90
- Sid Luckman, 1939-50
- 22 Steve Fuller, 1984-87
- Jim Harbaugh, 1987-93

### Completions, game

- 22 Jim Harbaugh, vs. Dal., 12/29/91
- 19 Erik Kramer, at SF, 1/7/95
- 17 Rex Grossman, vs. CAR, 1/15/06
- Mike Tomczak, at NYG, 1/13/91

### Yards, career

- 967 Jim McMahon, 1982-88
- 721 Sid Luckman, 1939-50
- 598 Mike Tomczak, 1985-90

### Yards, game

- 286 Sid Luckman, vs. Wash., 12/26/43
- 256 Jim McMahon, vs. NE, 1/26/86
- 218 Jim Harbaugh, vs. Dal., 12/29/81

### Touchdowns, career

- 9 Sid Luckman, 1939-50
- 4 Jim McMahon, 1982-88
- 2 Mike Tomczak, 1985-90
- Steve Fuller, 1984-87
- Bernie Masterson, 1934-40
- Bronko Nagurski, 1930-37, '43

### Touchdowns, game

- 5 Sid Luckman, vs. Wash., 12/26/43
- 2 Steve Walsh, at Min., 1/1/95
- Jim McMahon, vs. NYG, 1/5/86
- Steve Fuller, at Wash., 12/30/84
- Sid Luckman, at Wash., 12/13/42
- Bernie Masterson, vs. Wash., 12/12/37
- Bronko Nagurski, vs. NYG, 12/17/33

### Interceptions, career

- 5 Mike Tomczak, 1985-90
- 4 Jim McMahon, 1982-88
- Bob Avellini, 1975-84
- Sid Luckman, 1939-50
- 3 Johnny Lujack, 1948-51

### Interceptions, game

- 4 Bob Avellini, at Dal., 12/26/77
- 3 Mike Tomczak, vs. Phil., 12/31/88
- Jim McMahon, vs. Wash., 1/10/88
- Johnny Lujack, at LA Rams, 12/17/50
- 2 Shane Matthews, vs. Phil., 1/19/02
- Steve Walsh, at SF, 1/7/95
- Jim Harbaugh, vs. Dal., 12/29/91
- Mike Tomczak, at NYG, 1/13/91
- Doug Flutie, vs. Wash., 1/3/87
- Mike Phipps, at Phil., 12/23/79
- Sid Luckman, at NYG, 12/15/46
- Sid Luckman, at Wash., 12/13/42
- Bernie Masterson, vs. Wash., 12/12/37

### Long

- 75 Steve Fuller, at Wash., 12/30/84
- 67 George Corbett, vs. NYG, 12/17/33
- 66 Sid Luckman, vs. Wash., 12/26/43

\* NFL Record

† Tied NFL Record



# Bears Records

## Individual Postseason

### - RECEIVING -

#### Receptions, career

- 22 Walter Payton, 1975-87
- 20 Dennis McKinnon, 1983-85, 87-88
- 18 Willie Gault, 1983-87

#### Receptions, game

- 9 Tom Waddle, vs. Dal., 12/29/91
- 7 Wendell Davis, vs. Dal., 12/29/91
- Walter Payton, vs. LA Rams, 1/12/86
- 6 Jim Dooley, at NYG, 12/30/56
- Harlon Hill, at NYG, 12/30/56
- George Gulyanics, at LA Rams, 12/17/50

#### Yards, career

- 454 Willie Gault, 1983-87
- 345 Dennis McKinnon, 1983-85, 87-88
- 179 Wendell Davis, 1988-93

#### Yards, game

- 129 Willie Gault, vs. NE, 1/26/86
- 122 Dante Magnani, vs. Wash., 12/26/43
- 108 Jeff Graham, at Min., 1/1/95
- Dennis McKinnon, vs. Phil., 12/31/88

#### Touchdowns, career

- 4 Dennis McKinnon, 1983-85, 87-89
- 3 Willie Gault, 1983-88
- 2 Ken Kavanaugh, 1940-41, 45-50
- Dante Magnani, 1943, '46, '49
- Harry Clark, 1940-43

#### Touchdowns, game

- 2 Dennis McKinnon, vs. NYG, 1/5/86
- Harry Clark, vs. Wash., 12/26/43
- Dante Magnani, vs. Wash., 12/26/43

#### Long

- 75 Willie Gault, at Wash., 12/30/84
- 67 Carl Brumbaugh, vs. NYG, 12/17/33
- 66 Dante Magnani, vs. Wash., 12/26/43

### - PUNTING -

#### Punts, career

- 29 Maury Buford, 1985-86, 89-91
- 22 Sid Luckman, 1939-50
- 14 Keith Molesworth, 1931-37

#### Punts, game

- 10 Maury Buford, vs. LA Rams, 1/12/86
- Keith Molesworth, vs. NYG, 12/17/33
- 7 Brad Maynard, vs. CAR, 1/15/06
- Brian Wagner, vs. SF, 1/8/89
- Dave Finzer, at SF, 1/6/85
- Bobby Joe Green, vs. NYG, 12/29/63
- Ed Brown, at NYG, 12/30/56
- Fred Morrison, at LA Rams, 12/17/50
- Sid Luckman, at NYG, 12/15/46
- 6 Last: Maury Buford, vs. NYG, 1/5/86

#### Yards, career

- 1,112 Maury Buford, 1985-91
- 900 Sid Luckman, 1939-50
- 494 Dave Finzer, 1984

#### Yards, game

- 398 Keith Molesworth, vs. NYG, 12/17/33
- 363 Maury Buford, vs. LA Rams, 1/12/86
- 308 Fred Morrison, at LA Rams, 12/17/50

#### Long

- 62 Sam Francis, vs. Wash., 12/12/37
- 61 George McAfee, vs. GB, 12/21/41
- 58 Keith Molesworth, vs. NYG, 12/17/33
- Since 1960:
- 55 Maury Buford, vs. LA Rams, 1/12/86
- Dave Finzer, at SF, 1/6/85

### - PUNT RETURNS -

#### Returns, career

- 11 Keith Ortego, 1985-87
- 9 George McAfee, 1940-41, 45-50
- 7 Keith Molesworth, 1931-38

#### Returns, game

- 6 George McAfee, at LA Rams, 12/17/50
- 5 Keith Ortego, vs. NYG, 1/5/86
- Lew Barnes, vs. Wash., 1/3/87
- 4 Keith Ortego, vs. LA Rams, 1/12/86
- Keith Molesworth, at NYG, 12/9/34

#### Yards, career

- 108 George McAfee, 1940-41, 45-50
- 100 Keith Molesworth, 1931-38
- 94 Hugh Gallarneau, 1941-46
- Since 1960:
- 63 Keith Ortego, 1985-87

#### Yards, game

- 81 Hugh Gallarneau, vs. GB, 12/14/41
- 79 George McAfee, at LA Rams, 12/17/50
- 67 Keith Molesworth, at NYG, 12/9/34
- Since 1960:
- 27 Lew Barnes, vs. Wash., 1/3/87

#### Touchdowns, career

- 1 Shaun Gayle (5 yards), vs. NYG, 1/5/86
- Hugh Gallarneau (81 yards), vs. GB, 12/14/41

#### Long

- 81 Hugh Gallarneau, vs. GB, 12/14/41
- 28 Keith Molesworth, at NYG, 12/9/34
- 24 Sid Luckman, vs. Wash., 12/26/43
- Since 1960:
- 23 Lew Barnes, vs. Wash., 1/3/87

# Bears Records

## Individual Postseason

### – KICKOFF RETURNS –

#### Returns, career

- 17 Dennis Gentry, 1982-92
- 10 Willie Gault, 1983-87
- 7 Len Walterscheid, 1977-82
- Don Bingham, 1956

#### Returns, game

- 7 Don Bingham, at NYG, 12/30/56
- 6 Autry Denson, vs. Phil., 1/19/02
- 5 Rashied Davis, vs. CAR, 1/15/06
- Nate Lewis, at SF, 1/7/95

#### Yards, career

- 435 Dennis Gentry, 1982-92
- 191 Willie Gault, 1983-87
- 164 Len Walterscheid, 1977-82

#### Yards, game

- 127 Dennis Gentry, vs. Wash., 1/3/87
- 125 Nate Lewis, at SF, 1/7/95
- 120 Autry Denson, vs. Phil., 1/19/02

#### Touchdowns, career

None

#### Long

- 60 Dennis Gentry, vs. Wash., 1/3/87
- 49 Dennis Gentry, vs. Wash., 1/10/88
- 44 Johnny Bailey, at NYG, 1/13/91

#### Yards, career

- 68 George McAfee, 1940-41, 45-50
- 61 Larry Morris, 1959-65
- 55 Clyde Turner, 1940-52

#### Yards, game

- 61 Larry Morris, vs. NYG, 12/29/63
- 51 Vestee Jackson, vs. Phil., 12/31/88
- 49 Dante Magnani, at NYG, 12/15/46

#### Touchdowns, career

- 1 Jerry Azumah (39 yards), vs. Phil., 1/19/02
- Reggie Phillips (38 yards), vs. NE, 1/26/86
- Dante Magnani (19 yards), at NYG, 12/15/46
- Hampton Pool (15 yards), at Wash., 12/8/40
- George McAfee (34 yards), at Wash., 12/8/40
- Clyde Turner (24 yards), at Wash., 12/8/40

#### Long

- 51 Vestee Jackson, vs. Phil., 12/31/88
- 47 Maurice Douglass vs. Phil., 12/31/88
- Jim Morrissey, vs. NE, 1/26/86
- 39 Jerry Azumah, vs. Phil., 1/19/02

### – INTERCEPTIONS –

#### Interceptions, career

- 4 George McAfee, 1940-41, 45-50
- Clyde Turner, 1940-52
- 3 Mike Richardson, 1983-88
- Sid Luckman, 1939-50

#### Interceptions, game

- 2 Gary Fencik, at SF, 1/5/85
- George McAfee, at NYG, 12/15/46
- Dante Magnini, at NYG, 12/15/46
- Sid Luckman, vs. Wash., 12/26/43
- George Wilson, vs. GB, 12/14/41
- Joe Maniaci, at Wash., 12/8/40

### – SACKS –

#### Sacks, career

- 10.5 Richard Dent, 1983-93, '95
- 8.0 Dan Hampton, 1979-90
- 5.5 Steve McMichael, 1981-93

#### Sacks, game

- 3.5 Richard Dent, vs. NYG, 1/5/86
- 3.0 Richard Dent, at Wash., 12/30/84
- 2.0 Trace Armstrong, at Min., 1/1/95
- Otis Wilson, vs. NE, 1/26/86
- Dan Hampton, at Wash., 12/30/84
- Dan Hampton, at Phil., 12/23/79

## KICKOFF WEEKEND WINS

The Bears own 48 opening day victories overall, more than any NFL franchise. The Dallas Cowboys are 30-14-1 on opening day and their .678 opening-day winning percentage (with at least 11 opening-day games) is tops in league history. The two teams squared off on Kickoff Weekend in 1996 and the Bears beat the Cowboys 22-6 on *Monday Night Football* at Soldier Field.

Chicago, 48-33-5 (.587) in 86 previous season openers, lost its season opener in 2005, dropping a 9-7 decision to the Washington Redskins at FedEx Field and has now lost three season openers in a row. Washington currently has the longest opening day win streak with four, while Arizona sits on the other end of the spectrum with six consecutive season-opening losses.



# Bears Records

## Career Leaders



## Career Coaching Records

	Years	Overall W-L-T (Pct.)	Regular W-L-T	Post-season W-L
1. George Halas	1920-29; 33-42; 46-55; 58-67	324-151-31 (.682)	318-148-31	6-3
2. Mike Ditka	1982-92	112-68-0 (.622)	106-62-0	6-6
3. Dave Wannstedt	1993-98	41-57-0 (.418)	40-56-0	1-1
4. Dick Jauron	1999-2003	35-46-0 (.432)	35-45-0	0-1
5. Neill Armstrong	1978-81	30-35-0 (.462)	30-34-0	0-1
6. Ralph Jones	1930-32	24-10-7 (.706)	24-10-7	None
7. Heartley "Hunk" Anderson/ Luke Johnsos (co-coaches)	1942-45	24-12-2 (.667)	23-11-2	1-1
8. Jack Pardee	1975-77	20-23-0 (.465)	20-22-0	0-1
9. Jim Dooley	1968-71	20-36-0 (.357)	20-36-0	None
10. Lovie Smith	2004-05	16-17-0 (.485)	16-16-0	0-1
11. John "Paddy" Driscoll	1956-57	14-10-1 (.583)	14-9-1	0-1
12. Abe Gibron	1972-74	11-30-1 (.274)	11-30-1	None
<b>TOTALS</b>	<b>1920-2005</b>	<b>671-495-42 (.573)</b>	<b>657-479-42</b>	<b>14-16</b>



## Career Scoring

	Years	Ru	Rec	Ret	PAT	FG	Pts
1. Kevin Butler (k)	1985-95	0	0	0	387/397	243/333	1,116
2. Walter Payton (hb)	1975-87	110	15	0	0	0	750
3. Bob Thomas (k)	1975-84	0	0	0	245/268	128/205	629
4. George Blanda (k-qb)	1949-58	5	0	0	247/250	88/201	541
5. Paul Edinger (k)	2000-04	0	0	0	133/133	110/146	463
6. Mac Percival (k)	1967-73	0	0	0	159/162	99/182	456
7. Neal Anderson (rb)	1986-93	51	20	0	0	0	426
8. Roger Leclerc (k)	1960-66	0	0	0	152/158	75/146	377
9. Jack Manders (fb-lb-hb-db-k)	1933-40	11	6	2	133/*	40/*	367
10. Rick Casares (fb)	1955-64	49	10	0	0	0	354
11. Gale Sayers (rb)	1965-71	39	9	8	0	0	336
12. Ken Kavanaugh (e)	1940-41; 45-50	0	50	2	1/1	0	313
13. Johnny Lujack (qb-k)	1948-51	21	0	0	130/136	4/9	268
14. Jeff Jaeger (k)	1996-99	0	0	0	77/78	63/83	266
15. Harlon Hill (e)	1954-61	0	40	0	0	0	240
16. George McAfee (hb-db)	1940-41; 45-50	22	11	6	0	0	234
17. Ray "Scooter" McLean (hb-db)	1940-47	6	21	3	45/54	0/1	225
18. Johnny Morris (rb-wr)	1958-67	5	31	1	0	0	222
Willie Galimore (rb)	1957-63	26	10	1	0	0	222
20. Mike Ditka (te)	1961-66	0	34	2	0	0	216

\* figures not available



## Career Interceptions

	Years	Int	Yards	Avg	TD
1. Gary Fencik (s)	1976-87	38	483	12.7	1
2. Richie Petitbon (s)	1959-68	37	643	17.4	3
3. Donnell Woolford (cb)	1989-96	32	212	6.6	1
4. Bennie McRae (cb)	1962-70	27	485	18.0	4
5. Dave Whitsell (cb)	1961-66	26	397	15.3	2
6. George McAfee (db)	1940-41; 45-50	25	350	14.0	1
7. JC Caroline (db)	1956-65	24	405	16.9	2
Doug Buffone (lb)	1966-79	24	211	8.8	0
9. Roosevelt Taylor (s)	1961-69	23	414	18.0	3
10. Dick Butkus (lb)	1965-73	22	166	7.5	0
Allan Ellis (cb)	1973-77; 79-80	22	185	8.4	1

# Bears Records

## Career Leaders



### Career Rushing

	Years	Att	Yards	Avg	TD
1. Walter Payton	1975-87	3,838	16,726	4.4	110
2. Neal Anderson	1986-93	1,515	6,166	4.1	51
3. Rick Casares (fb)	1955-64	1,386	5,675	4.1	49
4. Gale Sayers	1965-71	991	4,956	5.0	39
5. Anthony Thomas	2001-04	858	3,332	3.9	21
6. Roland Harper (fb)	1975-78; 80-82	757	3,044	4.0	15
7. Willie Galimore	1957-63	670	2,985	4.5	26
8. Matt Suhey (fb)	1980-89	829	2,946	3.6	20
9. Ronnie Bull (hb/fb)	1962-70	787	2,871	3.7	9
10. Bronko Nagurski (fb)	1930-37; 43	633	2,778	4.4	18
11. Bobby Douglass (qb)	1969-75	373	2,470	6.6	20
12. Ray Nolting	1936-43	508	2,285	4.5	16
13. Thomas Jones	2004-05	554	2,283	4.1	16
14. Raymont Harris	1994-97	592	2,245	3.8	15
15. George Gulyanics	1947-52	609	2,081	4.1	19
16. Brad Muster (fb)	1988-92	455	2,014	4.4	20
17. James Allen	1998-2001	515	1,978	3.8	4
18. Gary Famiglietti	1938-45	505	1,927	3.8	20
19. Beattie Feathers	1934-37	320	1,846	5.8	14
20. Bill Osmanski (fb)	1939-43; 46-47	368	1,753	4.8	20
21. George McAfee	1940-41; 45-50	341	1,685	4.9	22
22. Rashaan Salaam	1995-97	470	1,682	3.6	13
23. Jack Manders (fb/hb)	1933-40	451	1,586	3.4	11
24. Curtis Enis	1998-2000	456	1,497	3.3	4
25. Hugh Gallarneau	1941-42; 45-47	343	1,421	4.1	26



### Career Passing

(400+ Attempts)	Years	Att	Cmp	Cmp%	Yards	Y/Att	TD	TD%	Int	Int%	Rate
1. Erik Kramer	1994-98	1,557	913	58.6	10,582	6.80	63	4.0	45	2.9	80.7
2. Jim McMahon	1982-88	1,513	874	57.8	11,203	7.37	67	4.4	56	3.7	80.4
3. Jim Miller	1999-2002	965	565	58.5	5,867	6.08	34	3.5	26	2.7	76.7
4. Shane Matthews	1993-96; 99-01	599	366	61.1	3,461	5.78	19	3.2	18	3.0	75.1
5. Sid Luckman	1939-50	1,744	904	51.8	14,686	8.42	137	7.9	132	7.6	75.0
6. Jim Harbaugh	1987-93	1,759	1,023	58.1	11,567	6.58	50	2.8	56	3.2	74.2
7. Bill Wade	1961-66	1,407	767	54.5	9,958	7.08	68	4.8	66	4.7	73.4
8. Rudy Bukich	1958-59; 62-68	878	474	54.0	6,254	7.12	46	5.2	45	5.1	72.8
9. Cade McNown	1999-2000	515	281	54.6	3,111	6.04	16	3.1	19	3.7	67.7
10. Johnny Lujack	1948-51	808	404	50.0	6,295	7.79	41	5.1	54	6.7	65.3
11. Mike Tomczak	1985-90	915	454	49.6	6,247	6.83	33	3.6	47	5.1	62.5
Ed Brown	1954-61	1,246	607	48.7	9,698	7.78	63	5.1	88	7.1	62.5
13. Bernie Masterson	1934-40	409	156	38.1	3,366	8.23	34	8.3	38	9.3	57.2
14. Mike Phipps	1977-81	482	253	52.5	2,806	5.82	15	3.1	27	5.6	57.1
15. Jack Concannon	1967-71	951	486	51.1	5,222	5.49	31	3.3	52	5.5	55.6



### Career Sacks

	Years	Sacks
1. Richard Dent	1983-93; 95	124.5
2. Steve McMichael	1981-93	92.5
3. Dan Hampton	1979-90	82.0
4. Jim Osborne	1972-84	81.5
5. Mike Hartenstein	1975-86	55.5



### Career FGs

	Years	FG	FGA	Pct.
1. Kevin Butler	1985-95	243	333	72.9
2. Bob Thomas	1975-84	128	205	62.4
3. Paul Edinger	2000-04	110	146	75.3
4. Mac Percival	1967-73	99	182	54.4
5. George Blanda	1949-58	88	201	43.8



# Bears Records

## Career Leaders



### Career Receiving

#### — YARDS —

	Years	Yards	Catches	Avg	TD
1. Johnny Morris (wr)	1958-67	5,059	356	14.2	31
2. Harlon Hill (wr)	1954-61	4,616	226	20.4	40
3. Walter Payton (rb)	1975-87	4,538	492	9.2	15
4. Mike Ditka (te)	1961-66	4,503	316	14.3	34
5. Curtis Conway (wr)	1993-99	4,498	329	13.7	31
6. Marty Booker (wr)	1999-2003	3,684	315	11.7	23
7. Willie Gault (wr)	1983-87	3,650	184	19.8	27
8. Ken Kavanaugh (e)	1940-41; 45-50	3,626	162	22.4	50
9. Dick Gordon (wr)	1965-71	3,550	238	14.9	35
10. James Scott (wr)	1976-80; 82	3,202	177	18.1	20
11. Jim Dooley (wr)	1952-54; 56-57; 59-62	3,172	211	15.0	16
12. Jim Keane (e)	1946-51	3,031	206	14.7	23
13. Wendell Davis (wr)	1988-93	3,000	207	14.5	14
14. Bobby Engram (wr)	1996-2000	2,831	246	11.5	17
15. Bill McColl (e)	1952-59	2,815	201	14.0	25
16. Neal Anderson (rb)	1986-93	2,763	302	9.1	20
17. Dennis McKinnon (wr)	1983-85; 87-89	2,753	182	15.1	21
18. Emery Moorehead (te)	1981-88	2,730	200	13.7	14
19. Marcus Robinson (wr)	1998-2002	2,695	187	14.4	20
20. Jeff Graham (wr)	1994-95	2,245	150	14.9	8
21. Ray "Scooter" McLean (rb)	1940-47	2,232	103	21.7	21
22. Tom Waddle (wr)	1989-94	2,109	173	12.2	9
23. Matt Suhey (fb)	1980-89	2,109	259	8.1	5
24. Dennis Gentry (wr)	1982-92	2,076	171	12.1	7
25. Brian Baschnagel (wr)	1976-84	2,024	134	15.1	9

#### — CATCHES —

	Years	Catches	Yards	Avg	TD
1. Walter Payton (rb)	1975-87	492	4,538	9.2	15
2. Johnny Morris (wr)	1958-67	356	5,059	14.2	31
3. Curtis Conway (wr)	1993-99	329	4,498	13.7	31
4. Mike Ditka (te)	1961-66	316	4,503	14.3	34
5. Marty Booker (wr)	1999-2003	315	3,684	11.7	23
6. Neal Anderson (rb)	1986-93	302	2,763	9.1	20
7. Matt Suhey (fb)	1980-89	259	2,109	8.1	5
8. Bobby Engram (wr)	1996-2000	246	2,831	11.5	17
9. Dick Gordon (wr)	1965-71	238	3,550	14.9	35
10. Harlon Hill (wr)	1954-61	226	4,616	20.4	40
11. Jim Dooley (wr)	1952-54; 56-57; 59-62	211	3,172	15.0	16
12. Wendell Davis (wr)	1988-93	207	3,000	14.5	14
13. Jim Keane (e)	1946-51	206	3,031	14.7	23
14. Bill McColl (e)	1952-59	201	2,815	14.0	25
15. Emery Moorehead (te)	1981-88	200	2,730	13.7	14
16. Marcus Robinson (wr)	1998-2002	187	2,695	14.4	20
17. Willie Gault (wr)	1983-87	184	3,650	19.8	27
18. Dennis McKinnon (wr)	1983-85; 87-89	182	2,753	15.1	21
19. Rick Casares (fb)	1955-64	182	1,538	8.5	10
20. James Scott (wr)	1976-80; 82	177	3,202	18.1	20
21. Tom Waddle (wr)	1989-94	173	2,109	12.2	9
22. Ryan Wetnight (te)	1993-99	172	1,522	8.9	9
23. Dennis Gentry (wr)	1982-92	171	2,076	12.1	7
24. Brad Muster (fb)	1988-92	169	1,623	9.6	7
25. Ronnie Bull (hb/fb)	1962-70	163	1,404	8.6	4

# Bears Records

## Career Leaders



### Career Kickoff Returns

(25+ Returns)	Years	Returns	Yards	Avg	TD
1. Glyn Milburn	1998-2001	192	4,596	23.9	2
2. Dennis Gentry	1982-92	192	4,353	22.7	3
3. Jerry Azumah	1999-2005	119	2,885	24.2	2
4. Gale Sayers	1965-71	91	2,781	30.6	6
5. Cecil Turner	1968-73	108	2,616	24.2	4
6. Ron Smith	1965; 70-72	85	2,263	26.6	1
7. Brian Baschnagel	1976-84	89	2,104	23.6	0
8. Nate Lewis	1994-95	77	1,778	23.1	0
9. Charlie Bivins	1960-66	62	1,531	24.7	0
10. Ahmad Merritt	2001-2003	65	1,434	22.1	0
11. Dick Gordon	1965-71	58	1,362	23.5	0
12. Johnny Morris	1958-67	54	1,267	23.5	0
13. Willie Galimore	1957-63	43	1,100	25.6	1
14. Tyrone Hughes	1997	43	1,008	23.4	0
15. Ron Drzewiecki	1955; 57	38	906	23.8	0



### Career Punt Returns

(25+ Returns)	Years	Returns	Yards	Avg	TD
1. George McAfee	1940-41; 45-50	112	1,431	12.8	2
2. Dennis McKinnon	1983-85; 87-89	127	1,171	9.2	3
3. Jeff Fisher	1981-84	123	1,137	9.2	1
4. R.W. McQuarters	2000-04	93	983	10.6	2
5. Glyn Milburn	1998-2001	94	970	10.3	1
6. Johnny Morris	1958-67	104	893	8.6	1
7. Steve Schubert	1975-79	103	866	8.4	3
8. Virgil Livers	1975-79	86	738	8.6	0
9. Johnny Bailey	1990-91	72	680	9.4	1
10. J.R. Boone	1948-51	56	635	11.3	0
11. Ray McLean	1940-47	42	622	14.8	3
12. Leon Johnson	2001-02	56	543	9.7	0
13. Lew Barnes	1986	59	482	8.5	0
14. Lenny Walterscheid	1977-82	57	424	7.4	0
15. Gale Sayers	1965-71	28	391	14.0	2




### Career Punting

(75+ Punts)	Years	Punts	Yards	Gross Avg
1. George Gulyanics	1947-52	113	5,032	44.5
2. Todd Sauerbrun	1995-99	328	13,849	42.2
3. Bobby Joe Green	1962-73	833	35,057	42.1
4. Brad Maynard	2001-2005	457	19,221	42.1
5. Fred "Curley" Morrison	1950-53	243	10,170	41.9
6. Bryan Wagner	1987-88	115	4,743	41.2
7. Maury Buford	1985-86; 89-91	354	14,491	40.9
8. Ed Brown	1954-61	343	13,912	40.6
9. Dave Finzer	1984	83	3,328	40.1
10. Edmund "Zeke" Bratkowski	1954; 57-60; 72	76	3,023	39.8



December 17, 1933

*The Bears Bill Hewitt pitches to No. 22 William Karr for the game-winning score in a 23-21 victory over the New York Giants in the 1933 NFL Championship game.*



# History

## Bears Historical Highlights

### — 1920s —

- 9/17/20**—George Halas, representing the Decatur Staleys, meets with representatives of 11 other clubs at Ralph Hay's Hupmobile showroom in Canton, Ohio, forming the American Professional Football Association — which later became the NFL. Membership is set at \$100.
- 1920**—The Staleys shutout 10 of their 13 foes, losing only to the Chicago Cardinals (7-6 at Normal Park), and post a 10-1-2 record. Each player is paid \$1,900 for the season.
- 1921**—Decatur Staleys become Chicago Staleys, play in Wrigley Field, and win the APFA title with 9-1-1 record. A. E. Staley gives Halas the club with \$5,000 to keep the Staleys name for the year. Halas makes Dutch Sternaman his partner.
- 1/28/22**—Franchise renamed Chicago Bears.
- 11/27/22**—First Chicago player deal: Bears buy tackle Ed Healey's contract from the Rock Island Independents for \$100—twice the going rate for a franchise that season.
- 11/22/25**—Harold "Red" Grange signs with Bears and pro football leaves its cradle. His agent C.C. (Cash & Carry) Pyle negotiates a \$100,000 deal with the Bears.
- 11/26/25**—Halas takes the Bears and Grange on a coast-to-coast tour that sees the club play 16 games from Nov. 26 through Jan. 31 interrupted only by a two-week rest. The Bears post a 11-4-1 record on the trip.
- 11/26/25**—Grange's first game—36,000 see Bears and Cardinals go 0-0 in Wrigley Field with Grange held to 36 yards.
- 1/16/26**—Grange gets two TDs as the Bears impress 75,000 in the LA Coliseum beating the LA Tigers 17-7.
- 3/1/26**—Bears open offices at 111 W. Washington.

### — 1930s —

- 1930**—After a 4-9-2 1929 season, George Halas replaces himself as head coach with Ralph Jones. Jones posts a 24-10-7 record during his three seasons.
- 12/15/30**—Bears and Cardinals play football's first indoor game on an 80-yard field in Chicago Stadium. The exhibition aids unemployment; Bears win 9-7 before 10,000 fans.
- 11/15/31**—New Yorkers (including Gov. Alfred E. Smith and Mayor Jimmy Walker) in field boxes at \$100 a seat watch Bears top Giants at Polo Grounds 12-6.
- 12/18/32**—Bronko Nagurski hits Red Grange with a two-yard TD pass and the Bears top the Portsmouth Spartans 9-0 for the NFL championship. The game was played before 11,198, indoors at Chicago Stadium on an 80-yard field.

**1932**—Franchise loses \$18,000 prompting Dutch Sternaman to unload his half of the Bears to George Halas.

**1933**—George Halas returns as head coach and takes club out of town for training camp for the first time. University of Notre Dame is the host.

**11/5/33**—Boston Redskins beat Bears, 10-0, ending Chicago's 16-game unbeaten string.

**12/17/33**—Bears use rookie Jack Manders' accurate kicking for 11 points and defeat the Giants 23-21 in the NFL's first championship game.

**1934**—Halas University, the Bears alumni association begins. Annually, Bear veterans return during season for Homecoming Weekend.

**1934**—Bears hold training camp at Lane Tech High in Chicago.

**8/31/34**—A classic is born as 79,432 watch the NFL champion Bears held to a scoreless tie by the first College All-Star team in a game sponsored by *Chicago Tribune* Charities at Soldier Field.

**12/2/34**—Rookie Beattie Feathers becomes first pro to rush for 1,000 yards in a season (1,004), leading the NFL.

**12/9/34**—Undeclared Bears slip before Giants in NFL title tilt at Polo Grounds 30-13 before 35,059. With Chicago leading 10-3 at the half, NY dons basketball sneakers and scores 27 points.

**1935**—Training camp is conducted at St. John's Military Academy in Delafield, Wisconsin.

**1936**—Bears make Joe Stydahar, a tackle from West Virginia, their first draft pick ever.

**12/12/37**—Bears win Western Division title but lose NFL Championship 28-21 to Redskins at Wrigley Field. Sammy Baugh hits 18 of 33 for 335 yards and three TDs. Jack Manders scores 15 of the Bears points. A Chicago player's share is \$127.78.

### — 1940s —

**12/8/40**—Ten Bears tally TDs as Chicago rips Washington 73-0 for the NFL title before 36,034 in D.C. The rout signals the beginning of pro football's modern era with the formal unveiling of the T-formation. Each player receives \$873.

**1941**—*Bear Down, Chicago Bears*, the Bears new fight song, is published.

**12/14/41**—Bears and Packers agree their playoff game should be played to a "sudden death" finish in event of tie. NFL adopts plan 1/24/42.

**1942**—George Halas departs in October for the US Navy. The Bears win their final six games, finish the season 11-0, and advance



# History

## Bears Historical Highlights

to the title game but lose to Washington, 14-6.

**1943**—"Hunk" Anderson and Luke Johnsos co-coach the wartime Bears for the next three seasons, compiling a 15-11-2 record.

**11/14/43**—Sid Luckman becomes the first pro to pass for 400+ yards in a game, scorching the Giants for 433 yards and seven TDs.

**12/26/43**—The Bears blast Washington 41-21 in Wrigley Field for the NFL title before 34,320 fans. Sid Luckman throws five TD passes (2 each to Harry Clark and Dante Magnani). Bronko Nagurski scores his last Bear TD, a 3-yard run.

**12/15/46**—With George Halas around for the full season, the Bears whip the Giants 24-14 before a record NFL title crowd of 58,346 in the Polo Grounds. After opening with a 21-yard TD pass to Ken Kavanaugh, Sid Luckman gets the winning score on a 19-yard bootleg.

**1948**—Bears make the first trade for a draft choice, then select QB Bobby Layne.

**12/11/49**—Johnny Lujack sets NFL passing record with 468 yards against the Cardinals.

### — 1950s —

**12/17/50**—Bears and Rams tie for Western Division title with 9-3 marks but Rams trip Bears in LA 24-14 to break the tie.

**1956**—Halas retires for a third time. Paddy Driscoll gets the position.

**12/30/56**—Giants, with their sneakers again, trounce Chicago 47-7 before 56,836 in Yankee Stadium for NFL title.

**11/2/58**—Bears and Rams establish NFL attendance record drawing 90,833 paid (100,470 actual) in the LA Coliseum. Rams win 41-35.

### — 1960s —

**10/22/61**—Bears destroy the scorching 49er shotgun formation 31-0 with Bill George playing middle guard and the defensive line stunting.

**12/29/63**—Bears intercept five YA Tittle passes and capture NFL title from Giants 14-10 in Wrigley Field before 45,801 and closed circuit TV. QB Bill Wade gets both TDs on two- and one-yard runs. Each Bear earns \$5,899.

**1964**—Flanker Johnny Morris catches NFL record 93 passes.

**1965**—Bears set standard for draft by selecting LB Dick Butkus and RB Gale Sayers in first round.

**1965**—Rookie Sayers bursts into pro football with a NFL-record 22 TDs.

**12/12/65**—Gale Sayers scores six TDs against 49ers.

**1966**—Gale Sayers sets NFL combined yards record with 2,440.

**5/27/68**—The all-time winningest coach in football history, George Halas, retires from coaching after 40 seasons with 324 wins, 151 defeats, 31 ties.

### — 1970s —

**3/19/70**—George Halas elected president of the National Football Conference as NFL-AFL merge.

**6/16/70**—Bear running back Brian Piccolo dies of cancer. Club establishes Piccolo Fund, raising almost \$2 million for cancer research.

**12/13/70**—Bears say goodbye to Wrigley Field by trouncing Green Bay 35-17. They will make Soldier Field their home in 1971.

**9/19/71**—The Bears open at Soldier Field by defeating the Pittsburgh Steelers, 17-15.

**9/12/74**—Jim Finks joins Bears as Vice President and General Manager after serving as Vikings' GM and NFL Management Council Advisor.

**12/17/74**—After three seasons and a record of 11-30-1, Abe Gibron departs as head coach.

**12/31/74**—Former NFL star linebacker Jack Pardee is named Bear head coach—the first non-Bear to hold the job.

**7/12/75**—Bears open training camp at Lake Forest College after 31 seasons in Rensselaer, Indiana.

**11/20/77**—En route to leading the NFL in rushing with a Bear record 1,852 yards on the season, Walter Payton dashes through the Vikings for a NFL record 275 yards. Bears win 10-7 at Soldier Field.

**12/18/77**—A 28-yard FG by Bob Thomas with :09 left in overtime gives Bears a 12-9 win over the Giants, a 9-5 record, a six-game win streak, and their first playoff spot in 14 years.

**12/26/77**—Bears finish season with 37-7 playoff loss at Dallas, but set 28 team records and play before a home record 401,513 fans in seven Soldier Field dates.

**1/19/78**—With a three-year record of 20-22, Jack Pardee resigns to seek Redskins coaching job.

**2/16/78**—Neill Armstrong, Minnesota Vikings defensive coordinator, becomes head coach.

**9/3/79**—Bears occupy \$1.6 million new headquarters named Halas Hall on Lake Forest College campus.

**12/16/79**—Massive heart attack claims George (Mugs) Halas at 54. Bears rout St. Louis 42-6 and Dallas tips Washington 35-34. The combination sends 10-6 Bears to the playoffs.

# History

## Bears Historical Highlights

**12/23/79**—After leading 17-10, Bears drop the Wild Card game at Philadelphia, 27-17.

### — 1980s —

**10/6/80**—Payton gains 133 rushing and 14 receiving to raise lifetime combined yardage to 9,492—breaking Sayers' club record. Bears beat Tampa 23-0 at Soldier Field.

**11/27/80**—David Williams takes Thanksgiving Day overtime kickoff at Detroit 95 yards for TD in fastest OT in NFL history (21 seconds).

**12/7/80**—Bears whip Packers 61-7 at Soldier Field, equaling club record for points and setting records for first downs (33) and completion percentage (83.3%, 20 of 24). Vince Evans throws for 316 yards—most by a Bear in 10 years.

**1/4/82**—After four seasons and a 30-35 record, Neill Armstrong departs as head coach.

**1/20/82**—Mike Ditka, assistant offensive coach of the Dallas Cowboys, becomes head coach.

**8/24/83**—Jim Finks resigns as General Manager after nine seasons. George Halas names Jerry Vainisi as the club's General Manager.

**10/31/83**—Bears' founder and owner, George Halas, dies at the age of 88.

**11/11/83**—Michael B. McCaskey becomes the third president in franchise history.

**2/19/84**—Rudy Custer, business manager for 38 years, announces his retirement.

**10/7/84**—Walter Payton breaks Jim Brown's rushing record with a third quarter six-yard run against New Orleans at Soldier Field. He finishes the day with 32 carries for 154 yards.

**11/25/84**—Bears defeat Vikings 34-3 at Minneapolis to clinch first Central Division crown.

**12/30/84**—Visiting Bears beat Redskins 23-19 for first playoff win since 1963, advancing to team's first NFC Championship before losing 23-0 to eventual champion 49ers.

**1985**—Bears win first 12 games of season en route to posting 15-1 regular season mark, tying the most regular season wins by a team in NFL history. Chicago claims second straight NFC Central title as club-record nine players are selected to Pro Bowl.

**1/5/86**—Bears host first playoff game since 1963 and shut out New York Giants, 21-0.

**1/12/86**—Bears blank Los Angeles Rams, 24-0, in NFC Championship game at Soldier Field and advance to Super Bowl XX.

**1/26/86**—Chicago sets seven Super Bowl records in first appearance including most points (46) and largest margin of

victory (36) in 46-10 rout of the New England Patriots. The game was witnessed by record-setting number of viewers via television worldwide. The next day the team was greeted by an estimated 500,000 people in a ticker-tape parade in downtown Chicago.

**1986**—Bears capture third straight NFC Central title with 14-2 mark; defense allows NFL record-low 187 points. Bears lose divisional playoff game to Redskins, 27-13.

**12/20/87**—Walter Payton plays final regular season game at Soldier Field (rushes for 79 yards and 2 TDs). "Walter Payton Day" is celebrated prior to game as club president Michael McCaskey retires jersey number 34.

**1987**—Bears win fourth consecutive division title with 11-4 mark in strike-interrupted season. Team posts four straight winning seasons, a feat last accomplished by Bears between 1946-51. Redskins come back from 14-0 deficit to beat Bears 21-17 in playoffs.

**1988**—Bears post 12-4 record (tied for best in NFL) and advance to NFC Championship game before losing to eventual Super Bowl Champion San Francisco. Bears finish five-year period (1984-88) with 62 wins—most by any NFL team ever in such a span.

**12/3/89**—Kevin Butler connects on his 24th straight field goal to set an NFL record for consecutive field goals made.

**12/24/89**—Richard Dent sacks Joe Montana and becomes the Bears' all-time sack leader with 82, surpassing Jim Osborne.

### — 1990s —

**6/6/90**—Andy McKenna and Patrick G. Ryan, two Chicago businessmen, purchase approximately 20% (total) of the Bears from the McCaskeys.

**1990**—Bears regain NFC Central title with 11-5 mark, and beat the Saints 16-6 in First Round playoff game before falling to eventual Super Bowl Champion NY Giants, 31-3, in Dan Hampton's final game.

**12/8/91**—Mike Ditka wins his 100th regular season game as the Bears' head coach with a 27-13 victory over the Green Bay Packers at Soldier Field.

**1991**—Chicago finishes 11-5 and earns a Wild Card berth in the playoffs. The Bears are upset in the First Round by the Dallas Cowboys, 17-13, at Soldier Field.

**10/4/92**—Kevin Butler becomes the Bears all-time leading scorer with a 50-yard FG. He surpasses Walter Payton's 750 points.

**12/13/92**—In Mike Singletary's final home game, the Bears upset AFC Central champion Pittsburgh Steelers, 30-6.

**1/19/93**—Dave Wannstedt is hired as the 11th head coach in club history.



# History

## Bears Historical Highlights

### - 2000s -

- 10/31/93** - The Bears play their 1,000th game in franchise history, shutting out the Atlanta Falcons in Soldier Field, 6-0.
- 10/31/94** - Dick Butkus' and Gale Sayers' jersey numbers (51 and 40) retired at halftime before a Monday night national audience.
- 12/24/94** - Kevin Butler becomes the first Bear to surpass the 1,000 point mark with his first quarter FG vs. New England.
- 11/1/95** - 9-7 Bears earn a Wild Card berth and upset the Vikings with a 35-18 playoff win at Minnesota.
- 5/12/95** - Michael McCaskey announces plans for a new \$20 million state-of-the-art Bears' headquarters at the ground-breaking ceremony in Lake Forest.
- 1995** - Bears win final two games to finish 9-7 but are eliminated on final day as Falcons upset 49ers to earn last postseason spot.
- 3/3/97** - Bears move into Halas Hall at Conway Park, the team's state-of-the-art, 38-acre headquarters. All team operations are under one roof in Lake Forest, four miles west of the original Halas Hall.
- 11/23/97** - The Bears defeat the Tampa Bay Buccaneers 13-7 for the 600th win in team history. Chicago becomes the first NFL franchise to reach the 600-win plateau.
- 12/28/98** - Dave Wannstedt's coaching tenure ends after six seasons and a 41-57 record.
- 1/24/99** - Dick Jauron is hired as the 12th head coach in club history.
- 2/4/99** - Ted Phillips is named the fourth President and CEO in team history.
- 11/1/99** - Hall of Fame running back Walter Payton dies at the age of 45. The Bears name the Halas Hall indoor facility in his honor the following off-season.

- 6/12/01** - Jerry Angelo named first Bears general manager since the 1986 season.
- 2001** - Bears win NFC Central title in the final year of the division's existence. The Bears, Packers, Lions and Vikings will move into the NFC North with the addition of the League's 32nd team, the Houston Texans. The Bears finished the 2001 season with a 13-3 mark and reached the playoffs for the first time since 1994, losing to Philadelphia 31-19 in the final game at Soldier Field.
- 2002** - The Bears opened a new training camp home for the first time in 18 years, moving from Platteville, Wis., to the campus of Olivet Nazarene University in Bourbonnais, Ill., just 60 miles south of Chicago. The Bears also played each of their 10 home games at Memorial Stadium on the campus of the University of Illinois in Champaign while the new stadium at Soldier Field was being constructed.
- 9/29/03** - The Bears make their debut in the new Soldier Field against the Green Bay Packers on *Monday Night Football*, dropping a 38-23 decision to the Packers.
- 10/26/03** - The Bears defeat the Detroit Lions 24-16 at Soldier Field to become the first team in the NFL to win 650 games.
- 12/29/03** - Dick Jauron's coaching tenure ends after five seasons and a 35-46 record.
- 1/15/04** - Lovie Smith is hired as the 13th head coach in club history.
- 12/25/05** - The Bears beat the Packers 24-17 at Green Bay in the first-ever Christmas Day game for both teams. With the win, the Bears clinched their first NFC North title.

## ED BLOCK COURAGE AWARD

Presented to a Chicago Bears player who exemplifies commitment to the principles of sportsmanship and courage. The recipient symbolizes professionalism, great strength, dedication and serves as a community role model for others.

1984- Dan Rains  
1985- Mark Bortz  
1986- Mike Tomczak  
1987- Ron Morris  
1988- Glen Kozlowski  
1989- Ron Rivera  
1990- Lemuel Stinson  
1991- John Wojciechowski

1992- Shaun Gayle  
1993- Keith Van Horne  
1994- Kevin Butler  
1995- Vinson Smith  
1996- John Mangum  
1997- James Williams  
1998- John Thierry  
1999- Ryan Wetnight  
2000- Clyde Simmons

2001- Jim Miller  
2002- Ted Washington  
2003- Dustin Lyman  
2004- Marc Colombo  
2005- Ruben Brown



### GEORGE S. HALAS

February 2, 1895 – October 31, 1983



Leading the Chicago Bears for more than a half-century, George S. Halas, the team's founder and head coach for 40 years, was one of the most enduring personalities in sports history. Halas was active with the Bears starting in 1920 when he founded the team.

Halas was born and raised on Chicago's west side and prepped at Crane Tech High School before attending the University of Illinois. In Champaign, he earned a B.S. degree while lettering in football, basketball and baseball. After graduation in 1918, Halas joined the Navy for the first of two tours of duty. He was named Player of the Game in the 1919 Rose Bowl, playing end on the Great Lakes team that beat the Marines 17-0. A commander when he left active duty in 1946, Halas retired as a captain in the Naval Reserve. He was also awarded the Distinguished Citizens Award—the highest honor the Navy can bestow on a civilian.

After leaving the Navy, Halas played right field for the New York Yankees, but a hip injury shortened his baseball career. Halas went to work for a Decatur (IL) corn products firm owned by an enthusiastic sports fan, Mr. A.E. Staley, who sponsored a semi-pro baseball team, and later commissioned Halas to organize an independent football team.

**PRO CAREER:** As a player, Halas set an NFL record (which stood 49 years until 1972) when he took a Jim Thorpe fumble 98 yards for a TD in a 26-0 win over the Oorang Indians at Wrigley Field (11/4/23). He played end for the Bears from 1920-29 and was named to the NFL all-pro squad of the 20s.

**PRO COACHING CAREER:** Four times Halas interrupted his coaching activities by his own volition. He first turned over the leadership to Ralph Jones from 1930 through 1932. In 1942 when he left for the Navy, Luke Johnsos and "Hunk" Anderson shared head coaching responsibilities until '45. John "Paddy" Driscoll coached in 1956-57. Coincidentally, in '33 and again in '46 when Halas resumed coaching, his Bears won world championships.

During the 1940s, his teams reached the height of their power with four straight Western Conference titles; three world championships; a fantastic four-season record (including pre-season games) of 62-7-1 (.899); scored 2,164 points and allowed just 842. The 1940 team, which defeated the Washington Redskins 73-0 for the World Championship, was voted the greatest professional team of all-time by the National Academy of Sports Editors in 1963.

Resuming coaching in 1958, Halas needed five years to develop another champion, when in 1963 the Bears won their eighth championship. *The Sporting News*, AP, and UPI named him Coach of the Year after the 1963 and 1965 seasons. Halas retired from coaching on May 27, 1968, with a career record of 324-151-31. His win total was the best in NFL history until Don Shula broke the mark on 11/14/93. Halas is a charter member of the Pro Football Hall of Fame.



#### HALAS' BEARS RECORDS

- Longest run with opponent's fumble: 98 yards, TD (11/4/23)

#### NFL COACHING RECORDS

- Most World Champions: 6\* (1921, 1933, 1940, 1941, 1946, 1963)

#### BEARS COACHING RECORDS

- Most regular season wins: 318
- Most consecutive regular season victories: 17 (1933-34)
- Most consecutive wins (including post-season): 18 (1933-34)
- Most World Champions: 6 (1921, 1933, 1940, 1941, 1946, 1963)

\*Tied with "Curly" Lambeau



# History

## Historical Biographies



### GEORGE S. HALAS, JR.

September 4, 1925 - December 16, 1979



"Mugs" Halas was an integral part of the Chicago Bears before his untimely death in 1979. The son of pro football founder George S. Halas, Mugs spent 30 years in pro football. He joined the Bears' front office in 1950, was named treasurer in 1953, and became president of the club in 1963. In his first season as president, the Bears were NFL champions. Mugs was the second of just four presidents in the franchise's 80-year history. He succeeded his father, George S. Halas, and was followed by Michael McCaskey and current president Ted Phillips. His numerous contributions on a league-level included membership on the executive committee of the NFL Management Council.

Mugs learned football at a young age, serving as a ball boy while growing up. He earned a business degree from Loyola in 1949, before entering pro football on a full-time basis. Mugs is remembered for his love and devotion to the game.



### EDWARD W. McCASKEY

April 27, 1919 - April 8, 2003



Edward (Ed) W. McCaskey served as an executive with the Bears for 36 years, serving as Chairman Emeritus of the club from 1999 until his death in 2003. He was the team's second Chairman of the Board, succeeding team founder George Halas in 1983 following 17 years as the team's Vice President and Treasurer. McCaskey married Halas' only daughter, Virginia, in 1943 and joined the team at Halas' request in 1967.

McCaskey was a popular figure within the NFL and was referred to by many as the "conscience" of the League, as well as a sounding board for many of its leaders. He contributed to numerous charitable and civic organizations on behalf of the Bears and served as the guiding force behind the Brian Piccolo Fund.



### WALTER PAYTON

July 25, 1954 - November 1, 1999



- Drafted 4th overall in 1975; Retired after the 1987 season
- Retired as NFL's all-time leader in rushing and combined net yards
- Held 16 NFL Records when he retired including the League's all-time leading rusher which was surpassed by Emmitt Smith in 2002
- Voted to nine Pro Bowls (1977, 78, 79, 80, 81, 84, 85, 86, 87)
- Holds 27 Bears' Records (24 regular season/career, three postseason)
- Jersey #34 is retired; Elected to Hall of Fame, Jan. 30, 1993; Inducted July 31, 1993

#### Payton's Pro Stats

Year	Rush	Yds	Avg	Lg	TD	Rec	Yds	Avg	Lg	TD	G-GS
1975 Bears	196	679	3.5	54	7	33	213	6.5	40	0	13-7
1976 Bears	311	1,390	4.5	60	13	15	149	9.9	34	0	14-14
1977 Bears	339	1,852	5.5	73	14	27	269	10.0	75	2	14-14
1978 Bears	333	1,395	4.2	76	11	50	480	9.5	61	0	16-16
1979 Bears	369	1,610	4.4	43	14	31	313	10.1	65	2	16-16
1980 Bears	317	1,460	4.6	69	6	46	367	8.0	54	1	16-16
1981 Bears	339	1,222	3.6	39	6	41	379	9.2	30	2	16-16
1982 Bears	148	596	4.0	26	1	32	311	9.7	40	0	9-9
1983 Bears	314	1,421	4.5	49	6	53	607	11.5	74	2	16-16
1984 Bears	381	1,684	4.4	72	11	45	368	8.2	31	0	16-16
1985 Bears	324	1,551	4.8	40	9	49	483	9.9	65	2	16-16
1986 Bears	321	1,333	4.2	41	8	37	382	10.3	57	3	16-16
1987 Bears	146	533	3.7	17	4	33	217	6.6	16	1	12-12
<b>Career</b>	<b>3,838</b>	<b>16,726</b>	<b>4.4</b>	<b>76</b>	<b>110</b>	<b>492</b>	<b>4,538</b>	<b>9.2</b>	<b>75</b>	<b>15</b>	<b>190-184</b>

Also: Career passing: 11-34-331, 8 TDs, and 5 int's.

Career punting: 1 for 39 yards (1975).

Career kickoff returns: 17 for 539 yards (31.7 avg.), no TDs.

#### Playoffs

Year	Rush	Yds	Avg	Lg	TD	Rec	Yds	Avg	LG	TD	G-GS
1977 Bears	19	60	3.1	11	0	3	33	11.0	20	0	1-1
1979 Bears	16	67	4.2	12	2	3	52	17.3	31	0	1-1
1984 Bears	46	196	4.3	20	0	4	23	5.8	12	0	2-2
1985 Bears	67	186	2.8	12	0	8	52	6.5	19	0	3-3
1986 Bears	14	38	2.7	9	0	1	-2	-2.0	-2	0	1-1
1987 Bears	18	85	4.7	16	0	3	20	6.7	9	0	1-1
<b>Career</b>	<b>180</b>	<b>632</b>	<b>3.5</b>	<b>20</b>	<b>2</b>	<b>22</b>	<b>178</b>	<b>8.1</b>	<b>31</b>	<b>0</b>	<b>9-9</b>

Also: 3 kickoff returns for 57 yards in 1977.

# History

## Bears Hall of Famers



Since the Hall of Fame opened in Canton, Ohio on Sept. 7, 1963, 231 NFL players and coaches have been inducted. On Aug. 3, 2002, Bears DE Dan Hampton became the 26th Chicago Bear enshrined in the Hall-of-Fame. The 26 honored Monsters of the Midway are the most of any team followed by Green Bay with 20.



*Atkins*

### DOUG ATKINS

**Defensive End**

**#81**

**Inducted: 1982 BEARS: 12 seasons (1955-66) NFL: 17 seasons**

Three-time all-NFL (1960, 61, 62)...Eight-time Pro Bowler (1958-64; 66)...Named Outstanding Lineman in 1959 Pro Bowl...Cleveland's first-round pick in 1953 who came to Chicago in a 1955 trade with Browns...Joined Saints for final three seasons via 1967 trade...Conference track champion in the high-jump and scholarship basketball player at Tennessee.



*Blanda*

### GEORGE BLANDA

**Quarterback-Kicker**

**#16, 22**

**Inducted: 1981 BEARS: 10 seasons (1949-58) NFL: 26 seasons**

Concluded NFL career as all-time leader in seasons (26), games (340), points (2,002), PAT attempts (959), PATs (943), FG attempts (638), and interceptions (277)...Bears career record holder in consecutive games with a score (83), and consecutive extra points (156); fourth in club history with 541 points...Retired in 1959, but returned in 1960 to play seven seasons with Houston (1960-66) and nine with Oakland (1967-75)...Led Oilers to two AFL titles and was 1961 Player of the Year...Set NFL record with 68 pass attempts vs. Buf. (11/1/64)...Voted Male Athlete of the Year by AP in 1970...Finished 340-game career with 2,002 points, 4,007 attempts for 26,920 passing yards and 236 TDs...Retired one month shy of 49th birthday...Played college ball at Kentucky.



*Butkus*

### DICK BUTKUS

**Middle Linebacker**

**#51**

**Inducted: 1979 BEARS: 9 seasons (1965-73) NFL: 9 seasons**

Third pick of 1965 draft...Beat out incumbent middle linebacker Bill George...Denied Rookie of the Year honors when edged by teammate and fellow Hall of Fame enshrinee Gale Sayers...One of only six Bears to earn Pro Bowl honors each of their first three seasons in the League...Seven-time all-NFL...Bears all-time leader with 25 fumble recoveries (third in NFL history) and second with 47 turnovers (fumbles + interceptions)...Born and raised in Chicago; attended college at Illinois.



*Connor*

### GEORGE CONNOR

**Tackle-Linebacker**

**#71, 81**

**Inducted: 1975 BEARS: 8 seasons (1948-55) NFL: 8 seasons**

First of the big, mobile outside linebackers...All-NFL five times — including 1951 and '52 on both offense and defense...Voted to first four Pro Bowls (1951-54)...Dramatic display in 1952 Pro Bowl when, late in the game with opposition deep in territory, he made a tackle-for-loss on first down, solo stop on second down, sacked QB on third down, and batted down fourth down pass in the endzone...Injuries forced retirement after 1955 season...All-America one year at Holy Cross and two seasons at Notre Dame.



# History

## Bears Hall of Famers

### MIKE DITKA

**Tight End-Coach**

**#89**

**Inducted: 1988 BEARS: Player (1961-66), Coach (1982-92) NFL: 17 seasons**

First tight end inducted to the Hall...Credited for changing the tight end from a "third tackle" to a receiving position...NFL Rookie of the Year in '61 with 56 receptions (still a Bears rookie record)...Voted to Pro Bowl following five seasons...His 427 career catches were most in NFL history by a tight end until Kellen Winslow broke the mark in 1980...Holds four Bears records including consecutive games with a reception (49)...Assistant coach for Dallas before being named Bears head coach on January 20, 1982...Guided team to 112 wins, six NFC Central titles, three NFC Championship games, and the Bears only Super Bowl victory...Bears first-round pick (fifth overall) in 1961 from Pittsburgh.



*Ditka*

### JOHN "PADDY" DRISCOLL

**Running Back**

**#1, 20**

**Inducted: 1965 BEARS: 5 seasons (1920; 26-29) NFL: 10 seasons**

The NFL's first "franchise" player...Triple threat athlete who excelled at running, punting, and drop-kicking for field goals...Played with Chicago Cardinals (1920-25)...Scored 27 points in 1923 game vs. Rochester (four TDs, three PATs)...His 50-yard field goal in 1925 was NFL record for several years...Born in Evanston, IL, and attended Northwestern.



*Driscoll*

### JIM FINKS

**General Manager**

**Inducted: 1995 BEARS: 9 seasons (1974-82) NFL: 34 seasons**

One of the architects of the great Bears teams of the '80's. He joined the team just two days before the start of the 1974 season and spent the season evaluating the team's talent, including players, coaches and front office personnel. He served as Executive Vice President and General Manager with the Bears after breaking into the League as both cornerback and quarterback for the Steelers from 1949-55. After spending his first three seasons in the NFL in the defensive backfield, he switched back to quarterback in 1952 and was selected to play in the Pro Bowl in 1953. He also spent 10 seasons as GM at Minnesota (1964-73) and eight at New Orleans (1986-93).



*Finks*

### DANNY FORTMANN

**Guard**

**#21**

**Inducted: 1965 BEARS: 8 seasons (1936-43) NFL: 8 seasons**

Ninth-round pick in NFL's first draft (1936)...As a rookie in 1936, at age 20, he was the league's youngest starter...Signal caller for linemen on offense and deadly tackler on defense...All-NFL from 1938-43...The Bears finished first five times, second twice, and third once during his eight years...Pursued medical studies at University of Chicago while playing with Bears...Played at Colgate.



*Fortmann*

### BILL GEORGE

**Linebacker**

**#61, 72**

**Inducted: 1974 BEARS: 14 seasons (1952-65) NFL: 15 seasons**

Joined Bears in 1952 as "middle guard", but became league's first middle linebacker when he dropped off the line in 1954...All-NFL eight times in nine years...Voted to Pro Bowl eight straight seasons (1955-62)...Defensive signal caller final 10 seasons in Chicago...18 career interceptions...His 14 seasons tie for the most by a Bear player...Finished with Rams (1966)...Attended Wake Forest.



*George*

# History

## Bears Hall of Famers



*Grange*

**HAROLD "RED" GRANGE** Running Back-Def. Back #77

**Inducted:** 1963 **BEARS:** 7 seasons (1925; 29-34) **NFL:** 9 seasons

Joined Bears on Thanksgiving, 1925—just 10 days following final college game...Attracted crowds of 70,000 at the Polo Grounds and 75,000 in LA Coliseum during 1925 tour—16 games in two months to showcase the Galloping Ghost...Left Bears for NY Yankees of AFL in 1926 which joined NFL the following season...Suffered knee injury vs. Bears in 1927, and missed entire '28 season...Rejoined Chicago in 1929, but was "ordinary" ball carrier...Developed into a good defensive back...All-NFL in 1931...Made TD-saving tackle in final seconds of 1933 Championship Game 23-21 win over NY Giants...Played college ball at Illinois.



*Halas*

**GEORGE HALAS** End-Coach-Owner #7

**Inducted:** 1963 **BEARS:** 64 seasons (1920-83) **NFL:** 64 seasons

(See bio on page 228.)

**DAN HAMPTON** Defensive End #99

**Inducted:** 2002 **BEARS:** 12 seasons (1979-90) **NFL:** 12 seasons

A first-round draft choice (fourth overall) by the Bears in the 1979 draft, Hampton played for 12 seasons in Chicago and finished his career ranked third on the Bears all-time career sacks list with 82.0. "Danimal," as he was affectionately known by teammates and fans, played in 157 regular season games with 152 starts. He was named to the NFL Team of the '80's by the Pro Football Hall of Fame Board of Selectors and was a Pro Bowl performer four times during that decade (1981, 1983, 1985 and 1986), twice as a defensive end and two times as a defensive tackle. Hampton was named Defensive MVP by Pro Football Weekly in 1982 and started the first 48 games of his career where he established himself as a dominant pass rusher, recording 25 sacks during his first three seasons in the league.



*Hampton*

**ED HEALEY** Tackle #16

**Inducted:** 1964 **BEARS:** 6 seasons (1922-27) **NFL:** 8 seasons

Acquired by Halas from Rock Island Independents (1920-22) in exchange for gate receipts (\$100) from late-season game in 1922...Ran more than 30 yards in 1924 to tackle his own teammate who was running the wrong way with an interception...Caught running back George Wilson from behind after hurdling several teammates in 1926 game vs. LA All-Stars...Termed "the most versatile tackle of all-time" by Halas...First president of Bear alumni association (1937)...Graduated from Dartmouth.



*Healey*

**BILL HEWITT** End #56

**Inducted:** 1971 **BEARS:** 5 seasons (1932-36) **NFL:** 9 seasons

Last helmetless player...Four-time all-NFL (1933, 34, 36, 37) and first to do so with two teams...Designed play to win 1933 NFL Championship: jump pass from fullback to Hewitt who caught and lateraled to William Karr...Played for Eagles (1937-39), missed 1940-42 seasons before returning with Philadelphia-Pittsburgh (1943)...Career: 101 catches for 1,606 yards and 25 TDs.



*Hewitt*



# History

## Bears Hall of Famers

### STAN JONES

**Tackle-Guard**

**#78**

**Inducted: 1991 BEARS: 12 seasons (1954-65) NFL: 13 seasons**

Selected by Chicago in fifth-round of 1953 draft...Started at tackle; switched to guard in 1954 and became eight-time Pro Bowler (1956-62)...Played offense and defense in 1962 but played solely defense in 1963—when the Bears won the NFL Championship...One of the first pro football players to concentrate on weightlifting...Missed just two games in his first 11 seasons...Traded to Redskins (1966) as a favor from Halas so he could finish his career near his Rockville, Maryland home...College Lineman of the Year for 1953 National Champion Maryland Terrapins.



Jones

### SID LUCKMAN

**Quarterback**

**#42**

**Inducted: 1965 BEARS: 12 seasons (1939-50) NFL: 12 seasons**

Obtained as second pick of 1939 draft...Bears all-time leader in yards (14,686), TDs (137), interceptions (132); second in attempts (1,744) and completions (904)...Club season record holder in QB rating (107.8 in 1943) and interceptions (31 in 1947)...Led Bears T-formation attack which won four NFL Titles including 73-0 blitzing of Washington in 1940 Championship...Five-time all-NFL and 1943 league MVP...Passed for record-tying seven TDs in 1943 game vs. Giants...Came out of Columbia University.



Luckman

### ROY "LINK" LYMAN

**Tackle**

**#2, 11, 12, 14, 77**

**Inducted: 1964 BEARS: 7 seasons (1926-34) NFL: 11 seasons**

Pioneered stunting, slanting, and shifting style defense...Began pro career with Canton (1922-23), winning two championships; moved to Cleveland where he again won a championship...Joined Frankford (1925) before finishing with Bears...Left Bears for 1929 season to play semi-pro ball and in 1932 to settle business problems...In his final two seasons Chicago won the NFL Championship (1933) and division (1934)...No high school ball (school had seven boys), but played at Nebraska.



Lyman

### GEORGE McAFEE Running Back-Def. Back

**#5, 33**

**Inducted: 1966 BEARS: 8 seasons (1940-41; 45-50)NFL: 8 seasons**

Eagles first-round choice in 1940 (second overall)...Immediately traded to Bears for four players...Career average 12.78 yards on 112 punt returns is still NFL record...Returned a kickoff 93 yards for TD in first pro game...Went into the Navy for WWII; returned in 1945...25 career interceptions...All-America at Duke.



McAfee

### GEORGE MUSSO Tackle-Guard-Def. Tackle

**#16**

**Inducted: 1982 BEARS: 12 seasons (1933-44) NFL: 12 seasons**

Signed by Halas for just \$90/game plus \$5 in expenses...Elected team captain in fourth season and kept the title remainder of career...First player to win all-NFL at two positions: tackle in 1935 and guard in 1937...College ball at Millikin.



Musso

# History

## Bears Hall of Famers



Nagurski

**BRONKO NAGURSKI** Fullback-Tackle #3, 16

**Inducted:** 1963 **BEARS:** 9 seasons (1930-37; 43) **NFL:** 9 seasons

Powerful, punishing runner who was also a threat to pass...Retired after eight seasons (1937) for a more profitable wrestling career...Returned in 1943 when Bears were short of players (due to WWII)...Played mostly at tackle, but scored TD to put Bears ahead to stay in 1943 Championship game...10th in Bears career rushing...High school teams were winless...All-American at Minnesota.



Payton

**WALTER PAYTON** Running Back #34

**Inducted:** 1993 **BEARS:** 13 seasons (1975-87) **NFL:** 13 seasons

(Payton's stats and bio on page 229.)



Sayers

**GALE SAYERS** Running Back #40

**Inducted:** 1977 **BEARS:** 7 seasons (1965-71) **NFL:** 7 seasons

Fourth pick of 1965 draft...Career: 991-4,956-39 rushing; 112-1,307-9 receiving; 91-2,781-6 kickoff returns; 28-391-2 punt returns...Had 77-yard PR, 93-yard KOR and 25-yard TD pass in first pre-season game...Amassed 2,272 net yards and a rookie-record 22 TDs including record-tying six TDs vs. SF in inaugural season...Picked Rookie of the Year over Butkus...Voted to five Pro Bowls (1966-70) and was Offensive MVP of three...Suffered right knee injury in 1968, but bounced back for second 1,000-yard season...Left knee injury in 1970 ended career...Led NFL in rushing in '66 and '69...20 100-yard rushing games...Fourth on Bears all-time rushing list...Averaged 5.0 yards per carry in career...Set 23 club records and seven NFL marks...Youngest player ever elected to the Hall (34 years old) and his effective playing time is also the shortest of any Hall of Famer...Star back at Kansas.



Singletary

**MIKE SINGLETARY** Linebacker #50

**Inducted:** 1998 **BEARS:** 12 seasons (1981-92) **NFL:** 12 seasons

Second round pick in 1981 draft (38th overall) after two-time consensus All-American career at Baylor...All-rookie honors from Pro Football Writers Assoc., UPI, Pro Football Weekly, and Football Digest...Selected to 10 straight Pro Bowls (1983-92), most ever by a Bear...Most starts by a defensive player in Bears history (172, second to Payton's 184 for most by any player)...Named to NFL Team of the Eighties by NFL Hall of Fame Board of Selectors...AP Defensive Player of the Year in 1985 and '88...1990 NFL Man of the Year for playing excellence and off-the-field community contributions...Defensive captain from 1983-1992...Finished as the team's first or second leading tackler in final 11 seasons...Missed just two games in 12 seasons (both in '86)...Finished career with 1,488 tackles, 19 sacks, seven interceptions...Wife, Kim, presented Mike at his induction.



Stydahar

**JOE STYDAHAR** Tackle #13, 18

**Inducted:** 1967 **BEARS:** 9 seasons (1936-42; 45-46) **NFL:** 9 seasons

First player ever drafted by Bears...All-NFL left tackle (1937-40)...Left for WWII (1943-44), but returned to lead Chicago to 1946 Championship...Star player at West Virginia.



# History Bears Hall of Famers

## GEORGE TRAFTON

Center

#13

Inducted: 1964 BEARS: 13 seasons (1920-32) NFL: 13 seasons

All-NFL center (unofficially) in eight of 13 seasons...Strong, tough, mean player—put four Rock Island players out of action in first 12 plays of a 1920 game...Notre Dame career was cut short when Knute Rockne caught him playing semi-pro ball.



Trafton

## CLYDE "BULLDOG" TURNER Center-Linebacker #66

Inducted: 1966 BEARS: 13 seasons (1940-52) NFL: 13 seasons

First-round draft pick in 1940...Flawless snapper and excellent blocker who was all-NFL six times...Could also play guard or tackle...Led league in 1942 with eight interceptions at linebacker...Played running back in emergency situations, scored 48-yard TD in 1944...Had 96-yard interception return for TD in 1947...Played college ball for Hardin-Simmons.



Turner

In addition to the 26 Bears Hall of Famers, five other inductees spent part of their careers with Chicago:

Player	Position	With Bears	Other teams
Jim Conzelman	Quarterback	1920	Rock Island Independents, Milwaukee Badgers, Detroit Panthers, Providence Steam Rollers
Guy Chamberlin	End	1920-21	Canton Bulldogs, Cleveland Bulldogs, Frankford Yellow Jackets, Chi. Cardinals
Walt Kiesling	Guard	1934	Duluth Eskimos, Pottsville Maroons, Chi. Cardinals, Green Bay Packers, Pittsburgh Pirates
Bobby Layne	Quarterback	1948	NY Bulldogs, Detroit Lions, Pittsburgh Steelers
Alan Page	Defensive Tackle	1978-81	Minnesota Vikings

## PRO FOOTBALL HALL OF FAMERS BY FRANCHISE

Hall of Famers are listed under all clubs on which they played. PRIMARY refers to the team or teams on which the Hall of Famer made his primary contribution to professional football. MINOR refers to Hall of Famer who spent only a minor portion of their career with a team.

TEAM	PRIMARY	MINOR	TEAM	PRIMARY	MINOR
Chicago Bears	26	5	Philadelphia Eagles	9	7
Green Bay Packers	20	6	Minnesota Vikings	7	4
New York Giants	19	9	Kansas City Chiefs	7	4
Pittsburgh Steelers	17	5	San Diego Chargers	6	4
Washington Redskins	15	5	Tennessee Titans	5	4
Cleveland Browns	15	5	Buffalo Bills	5	1
St. Louis Rams	13	10	New York Jets	4	1
Oakland Raiders	13	5	New England Patriots	3	0
Detroit Lions	12	4	Denver Broncos	1	2
San Francisco 49ers	11	2	New Orleans Saints	1	4
Arizona Cardinals	10	5	Cincinnati Bengals	1	1
Indianapolis Colts	10	2	Seattle Seahawks	1	1
Dallas Cowboys	9	6	Tampa Bay Buccaneers	1	1
Miami Dolphins	9	0	Atlanta Falcons	0	2

# History Attendance

(since 1971 when Bears moved to Soldier Field)

Season	Capacity	Sold	Actual (games)	Average	Road (games)
1971	55,049	N/A	385,343 (7)	55,049	396,183 (7)
1972	55,701	N/A	389,907 (7)	55,701	406,556 (7)
1973	55,701	N/A	389,907 (7)	55,701	395,192 (7)
1974	55,733	N/A	389,117 (7)	55,588	372,530 (7)
1975	57,455	387,312	323,868 (7)	46,266	392,929 (7)
1976	57,359	401,123	351,812 (7)	50,258	438,338 (7)
1977	57,359	401,513	336,500 (7)	48,071	409,377 (7)
1978	57,359	458,872	385,976 (8)	48,247	455,542 (8)
1979	57,979	463,832	416,168 (8)	52,021	477,321 (8)
1980	64,154	513,232	464,897 (8)	58,112	486,954 (8)
1981	64,410	515,280	436,563 (8)	54,570	453,575 (8)
1982	65,793	249,354	183,626 (4)	45,107	293,501 (5)
1983	65,793	545,897	418,771 (8)	52,346	409,867 (8)
1984	65,793	516,347	462,159 (8)	57,769	444,496 (8)
1985	65,793	526,344	486,212 (8)	60,776	517,146 (8)
1986	66,030	528,240	495,484 (8)	61,935	478,025 (8)
1987	66,030	528,240	459,192 (8)	57,399	407,783 (7)
1988	66,946	535,568	494,093 (8)	61,761	489,476 (8)
1989	66,946	535,568	489,976 (8)	61,247	506,193 (8)
1990	66,946	535,568	481,018 (8)	60,127	534,440 (8)
1991	66,946	535,568	491,778 (8)	61,472	531,835 (8)
1992	66,950	535,600	478,507 (8)	59,813	529,769 (8)
1993	66,950	535,600	465,832 (8)	58,229	486,675 (8)
1994	66,944	535,552	468,015 (8)	58,502	520,294 (8)
1995	66,944	535,552	476,587 (8)	59,573	510,327 (8)
1996	66,944	535,552	456,348 (8)	57,044	490,590 (8)
1997	66,944	535,552	421,900 (8)	52,738	536,184 (8)
1998	66,944	535,552	429,607 (8)	53,701	462,012 (8)
1999	66,944	535,552	443,713 (8)	55,464	517,237 (8)
2000	66,944	535,552	435,259 (8)	54,407	545,132 (8)
2001	66,944	535,552	482,878 (8)	60,360	525,068 (8)
2002*	52,057	494,847	426,285 (8)	53,286	542,061 (8)
2003	61,500	492,304	444,540 (8)	55,543	546,662 (8)
2004	61,500	495,706	442,272 (8)	55,284	541,641 (8)
2005	61,500	496,965	496,965 (8)	62,121	518,191 (8)

\* Home games played at Memorial Stadium in Champaign, Ill. Capacity listed is NFL designated Chicago blackout number.

## Ten largest crowds to watch the Bears

Soldier Field	Road
66,900 vs. NY Giants 9/5/93	100,470 at LA Rams 11/2/58
66,625** vs. Philadelphia 10/2/89	90,138 at Washington 9/11/05
66,475 vs. Minnesota 9/17/89	83,501* at LA Rams 12/17/50
65,704** vs. NY Giants 9/14/87	83,224** at Cleveland 11/3/80
65,534* vs. Philadelphia 12/31/88	80,638 at Detroit 11/21/76
65,506 vs. LA Rams 10/29/89	80,456 at LA Rams 11/3/57
65,420 vs. Minnesota 9/23/90	80,366 at Buffalo 9/29/91
65,293** vs. San Francisco 10/24/88	80,156 at LA Raiders 9/30/90
65,255** vs. NY Jets 9/23/91	80,024 at Buffalo 10/27/74
65,141* vs. Washington 1/3/87	78,879 at Detroit 11/28/91

## Five smallest crowds to watch the Bears

29,157 vs. Green Bay 12/16/73	4,074† at Philadelphia 10/4/87
32,113† vs. Minnesota 10/11/87	32,637& at New Orleans 11/6/05
33,557 vs. Green Bay 12/11/77	34,350 at Baltimore 9/25/83
34,306 vs. Green Bay 12/10/78	36,816 at Tampa Bay 11/20/83
35,052 vs. St. Louis 12/14/75	38,642 at Cincinnati 12/10/95

\* playoff game; \*\* Monday Night Football; † strike game; & at Baton Rouge, La.

### NOTES:

- Last non-sellout: September 9, 1984 vs. Denver (4,432 unsold).
- Heading into 2006, the Bears have 184 straight sellouts (174 regular season, 10 playoffs).
- The Bears vs. All-Stars game on August 22, 1947 drew a crowd of 105,840 at Soldier Field, which was the largest crowd ever to watch any NFL game until August 15, 1994, when the Cowboys-Oilers pre-season game drew 112,376 at Azteca Stadium in Mexico City.





## Annual Scoring Leaders

Year	Player	TD	PAT	FG	Pts	Year	Player	TD	PAT	FG	Pts
2005	Gould, Robbie	0	19	21	82	1968	Percival, Mac	0	25	25	100
2004	Edinger, Paul	0	22	15	67	1967	Sayers, Gale	12	0	0	72
2003	Edinger, Paul	0	27	26	105	1966	Leclerc, Roger	0	24	18	78
2002	Edinger, Paul	0	29	22	95	1965*	Sayers, Gale	22	0	0	132
2001	Edinger, Paul	0	34	26	112	1964	Morris, Johnny	10	0	0	60
2000	Edinger, Paul	0	21	21	84	1963	Ditka, Mike	8	0	0	48
1999	Robinson, Marcus	9	0	0	54	1962	Leclerc, Roger	0	36	13	75
1998	Jaeger, Jeff	0	27	21	90	1961	Ditka, Mike	12	0	0	72
1997	Jaeger, Jeff	0	20	21	83	1960	Aveni, John	0	23	7	44
1996	Jaeger, Jeff	0	23	19	80	1959	Casares, Rick	12	0	0	72
1995	Butler, Kevin	0	45	23	114	1958	Galimore, Willie	12	0	0	72
1994	Butler, Kevin	0	24	21	87	1957	Blanda, George	1	23	14	71
1993	Butler, Kevin	0	21	27	102	1956	Casares, Rick	14	0	0	84
1992	Butler, Kevin	0	34	19	91	1955	Blanda, George	2	37	11	82
1991	Butler, Kevin	0	32	19	89	1954	Hill, Harlon	12	0	0	72
1990	Butler, Kevin	0	36	26	114	1953	Blanda, George	0	27	7	48
1989	Anderson, Neal	15	0	0	90	1952	Blanda, George	1	30	6	54
1988	Butler, Kevin	0	37	15	82	1951	Lujack, Johnny	7	10	0	52
1987	Butler, Kevin	0	28	19	85	1950	Lujack, Johnny	11	34	3	109
1986	Butler, Kevin	0	36	28	120	1949	Lujack, Johnny	2	42	1	57
1985*	Butler, Kevin	0	51	31	144	1948	Lujack, Johnny	1	44	0	50
1984	Thomas, Bob	0	35	22	101	1947	Kavanaugh, Ken	13	0	0	78
1983	Thomas, Bob	0	35	14	77	1946	Gallarneau, Hugh	8	0	0	48
1982	Moorehead, Emery	5	0	0	30	1945	Kavanaugh, Ken	6	0	0	36
1981	Roveto, John	0	19	10	49	1944	McLean, Ray	7	0	0	42
1980	Thomas, Bob	0	35	13	74	1943	Clark, Harry	10	0	0	60
1979	Payton, Walter	16	0	0	96	1942	McLean, Ray	9	0	0	54
1978	Thomas, Bob	0	26	17	77	1941	McAfee, George	12	0	0	72
1977	Payton, Walter	16	0	0	96	1940	McLean, Ray	4	1	0	25
1976	Payton, Walter	13	0	0	78	1939	Manders, Jack	4	17	3	50
1975	Thomas, Bob	0	18	13	57	1938	Manders, Jack	3	10	3	37
1974	Roder, Mirro	0	18	13	57	1937*	Manders, Jack	5	15	8	69
1973	Roder, Mirro	0	11	8	35	1936	Manders, Jack	4	17	7	62
1972	Percival, Mac	0	26	12	62	1935	Karr, William	6	0	0	36
1971	Percival, Mac	0	18	15	63	1934*	Manders, Jack	3	31	10	79
1970	Percival, Mac	0	28	20	88	1933	Manders, Jack	0	15	6	33
1969	Percival, Mac	0	26	8	50	*Led NFL					

## NFC NORTH STANDINGS

(since 2002)

	Overall record				Division record				Division Titles
	W	L	T	Pct	W	L	T	Pct	
Green Bay	36	28	0	.563	15	9	0	.625	04, 03, 02
Minnesota	32	32	0	.500	16	8	0	.667	
<b>BEARS</b>	<b>27</b>	<b>37</b>	<b>0</b>	<b>.422</b>	<b>11</b>	<b>13</b>	<b>0</b>	<b>.423</b>	<b>05</b>
Detroit	19	45	0	.297	6	18	0	.250	

\* Only two team have titles in the NFC North since the NFL re-aligned the divisions beginning with the 2002 season. Green Bay won the first three titles while the Bears earned their first in 2005. Incidentally, despite not winning a division title in the four years of the North's existence, the Vikings have the best division-only record with a 16-8 record.

### 2005 NFC NORTH DIVISION STANDINGS

	Overall record				Division record			
	W	L	T	Pct	W	L	T	Pct
<b>BEARS</b>	<b>11</b>	<b>5</b>	<b>0</b>	<b>.688</b>	<b>5</b>	<b>1</b>	<b>0</b>	<b>.833</b>
Minnesota	9	7	0	.563	5	1	0	.833
Detroit	5	11	0	.313	1	5	0	.167
Green Bay	4	12	0	.250	1	5	0	.167

# History Annual Leaders



## Annual Rushing Leaders

Year	Player	Yards	Att	TD	Year	Player	Yards	Att	TD
2005	Jones, Thomas	1,335	314	9	1968	Sayers, Gale	856	138	2
2004	Jones, Thomas	948	240	7	1967	Sayers, Gale	880	186	7
2003	Thomas, Anthony	1,024	244	6	1966*	Sayers, Gale	1,231	229	8
2002	Thomas, Anthony	721	214	6	1965	Sayers, Gale	867	166	14
2001	Thomas, Anthony	1,183	278	7	1964	Arnett, Jon	400	119	1
2000	Allen, James	1,120	290	2	1963	Marconi, Joe	446	118	2
1999	Enis, Curtis	916	287	3	1962	Marconi, Joe	406	89	5
1998	Bennett, Edgar	611	173	2	1961	Galimore, Willie	707	153	4
1997	Harris, Raymont	1,033	275	10	1960	Casares, Rick	566	160	5
1996	Harris, Raymont	748	194	4	1959	Casares, Rick	699	177	10
1995	Salaam, Rashaan	1,074	296	10	1958	Casares, Rick	651	176	2
1994	Tillman, Lewis	899	275	7	1957	Casares, Rick	700	204	6
1993	Anderson, Neal	646	202	4	1956*	Casares, Rick	1,126	234	12
1992	Anderson, Neal	582	156	5	1955	Casares, Rick	672	125	4
1991	Anderson, Neal	747	210	6	1954	Jagade, Chick	498	157	3
1990	Anderson, Neal	1,078	260	10	1953	Morrison, Fred	307	95	2
1989	Anderson, Neal	1,275	274	11	1952	Morrison, Fred	367	95	3
1988	Anderson, Neal	1,106	249	12	1951	Dottley, John	670	127	3
1987	Anderson, Neal	586	129	3	1950	Gulyanics, George	571	146	2
1986	Payton, Walter	1,333	321	8	1949	Gulyanics, George	452	102	5
1985	Payton, Walter	1,551	324	9	1948	Gulyanics, George	439	119	4
1984	Payton, Walter	1,684	381	11	1947	Osmanski, Bill	328	64	1
1983	Payton, Walter	1,421	314	6	1946	Gallarneau, Hugh	476	112	6
1982	Payton, Walter	596	148	1	1945	Margarita, Bob	497	112	3
1981	Payton, Walter	1,222	339	6	1944	Margarita, Bob	463	88	4
1980	Payton, Walter	1,460	317	6	1943	Clark, Harry	556	120	3
1979	Payton, Walter	1,610	369	14	1942	Famiglietti, Gary	503	118	8
1978	Payton, Walter	1,395	333	11	1941	McAfee, George	474	65	6
1977*	Payton, Walter	1,852	339	14	1940	Nolting, Ray	373	78	1
1976	Payton, Walter	1,390	311	13	1939*	Osmanski, Bill	699	121	7
1975	Payton, Walter	679	196	7	1938	Nolting, Ray	297	63	2
1974	Grandberry, Ken	475	144	2		Francis, Sam	297	85	3
1973	Garrett, Carl	655	175	5	1937	Nolting, Ray	424	106	2
1972	Douglass, Bobby	968	141	8	1936	Nagurski, Bronko	529	122	3
1971	Shy, Don	420	116	2	1935	Ronzani, Gene	356	79	2
1970	Montgomery, Ross	229	62	0	1934*	Feathers, Beattie	1,004	119	8
1969*	Sayers, Gale	1,032	236	8	1933	Nagurski, Bronko	533	128	1

\*Led NFL

### EXCLUSIVE COMPANY

Bears RB **Thomas Jones** compiled a career-best rushing season in 2005, his second year with the team, as he joined Hall of Famer **Walter Payton** as the only 1,300-yard rushers in team history with 1,335 yards on 314 carries - both career-highs. The ninth-leading rusher in the NFL during the regular season, Jones reached the 1,300-yard plateau with the ninth-highest single-season rushing total in team history -- a plateau Payton reached nine times in his career. Increasing his rushing total for the sixth time in his six-year career, Jones achieved his first career 1,000-yard campaign in 2005 after totaling 948 rushing yards last year. Jones became the 10th RB in Bears history rush for 1,000 yards in a season with a seven-yard gain with 6:57 to go in the fourth quarter vs. Green Bay in Week 13. Chicago's last 1,000-yard rusher was **Anthony Thomas** in 2003 with 1,024 yards.





# Annual Passing Leaders

Year	Player	Att	Cmp	Yards	TD	Int	Rating
2005	Orton, Kyle	368	190	1,869	9	13	59.7
2004	Hutchinson, Chad	161	92	903	4	3	73.6
2003	Stewart, Kordell	251	126	1,418	7	12	56.8
2002	Miller, Jim	314	180	1,944	13	9	77.5
2001	Miller, Jim	395	228	2,299	13	10	74.9
2000	McNown, Cade	280	154	1,646	8	9	68.5
1999	Matthews, Shane	275	167	1,645	10	6	80.6
1998	Kramer, Erik	250	151	1,823	9	7	83.1
1997	Kramer, Erik	477	275	3,011	14	14	74.0
1996	Krieg, Dave	377	226	2,278	14	12	76.3
1995	Kramer, Erik	522	315	3,838	29	10	93.5
1994	Walsh, Steve	343	208	2,078	10	8	77.9
1993	Harbaugh, Jim	325	200	2,002	7	11	72.1
1992	Harbaugh, Jim	358	202	2,486	13	12	76.2
1991	Harbaugh, Jim	478	275	3,121	15	16	73.7
1990	Harbaugh, Jim	312	180	2,178	10	6	81.9
1989	Tomczak, Mike	306	156	2,058	16	16	68.2
1988	McMahon, Jim	192	114	1,346	6	7	76.0
1987	McMahon, Jim	210	125	1,639	12	8	87.4
1986	McMahon, Jim	150	77	995	5	8	61.4
1985	McMahon, Jim	313	178	2,392	18	11	82.8
1984	McMahon, Jim	143	85	1,146	8	2	97.8
1983	McMahon, Jim	295	175	2,184	12	13	77.7
1982	McMahon, Jim	210	120	1,501	9	7	80.1
1981	Evans, Vince	436	195	2,354	11	20	51.0
1980	Evans, Vince	278	148	2,039	11	16	66.1
1979	Phipps, Mike	255	134	1,535	9	8	69.7
1978	Avellini, Bob	264	141	1,718	5	16	54.6
1977	Avellini, Bob	293	154	2,004	11	18	61.7
1976	Avellini, Bob	271	118	1,580	8	15	49.7
1975	Huff, Gary	205	114	1,083	3	9	57.1
1974	Huff, Gary	283	142	1,663	6	17	50.4
1973	Douglass, Bobby	174	81	1,057	5	7	59.2
1972	Douglass, Bobby	198	75	1,246	9	12	49.5
1971	Douglass, Bobby	225	91	1,164	7	15	38.7
1970	Concannon, Jack	385	194	2,130	16	18	61.6
1969	Concannon, Jack	160	87	1,783	4	8	31.3
1968	Concannon, Jack	143	71	715	5	9	49.8
1967	Concannon, Jack	186	92	1,260	6	14	51.0
1966	Bukich, Rudy	309	147	1,858	10	21	49.1
1965*	Bukich, Rudy	312	176	2,641	20	9	93.6
1964	Bukich, Rudy	160	99	1,099	12	7	89.0
1963	Wade, Bill	356	192	2,301	15	12	73.8
1962	Wade, Bill	412	225	3,172	28	24	70.2
1961	Wade, Bill	250	139	2,258	22	13	93.7
1960	Brown, Ed	149	59	1,079	7	11	50.1
1959	Brown, Ed	247	125	1,881	13	10	77.0
1958	Brown, Ed	218	102	1,418	10	17	51.0
1957	Brown, Ed	185	84	1,321	6	16	44.5
1956*	Brown, Ed	168	96	1,667	11	12	83.1
1955	Brown, Ed	164	85	1,307	9	10	71.4
1954	Bratkowski, Zeke	130	67	1,087	8	17	60.9
1953	Blanda, George	362	169	2,164	14	24	51.3
1952	Romanik, Steve	126	49	772	4	11	34.5
1951	Lujack, Johnny	176	85	1,295	3	8	59.9
1950	Lujack, Johnny	254	121	1,731	4	21	40.9
1949	Lujack, Johnny	312	162	2,658	23	22	75.9
1948	Luckman, Sid	163	89	1,047	13	14	65.2
1947	Luckman, Sid	323	176	2,712	24	31	67.6

# History Annual Leaders

Year	Player	Att	Cmp	Yards	TD	Int	Rating
1946*	Luckman, Sid	229	110	1,826	17	16	70.8
1945†	Luckman, Sid	217	117	1,725	14	10	82.6
1944	Luckman, Sid	143	71	1,018	11	11	66.8
1943*	Luckman, Sid	202	110	2,194	28	12	107.8
1942	Luckman, Sid	105	57	1,023	10	13	80.0
1941*	Luckman, Sid	119	68	1,181	9	6	95.5
1940	Luckman, Sid	105	48	941	4	9	60.7
1939	Masterson, Bernie	113	44	914	5	9	49.6
1938	Masterson, Bernie	112	46	848	7	9	55.6
1937	Masterson, Bernie	72	26	615	6	7	55.8
1936	Molesworth, Keith	31	15	188	4	4	67.7
1935	Masterson, Bernie	44	18	456	5	4	79.4
1934	Ronzani, Gene	32	15	150	3	0	91.9
1933	Molesworth, Keith	50	19	433	3	4	56.5

\*Led NFL; †Tied for NFL lead.



## Highest Quarterback Ratings

		Season	Att	Cmp	Yards	Pct	Y/Att	TD	TD%	Int	Int%	Rate
1	Sid Luckman	1943	202	110	2,194	54.5	10.86	28	13.9	12	5.9	107.8
2	Jim McMahon	1984	143	85	1,146	59.4	8.01	8	5.6	2	1.4	97.8
3	Sid Luckman	1941	119	68	1,181	57.1	9.92	9	7.6	6	5.0	95.5
4	Bill Wade	1961	250	139	2,258	55.6	9.03	22	8.8	13	5.2	93.7
5	Rudy Bukich	1965	312	176	2,641	56.4	8.46	20	6.4	9	2.9	93.6
6	Erik Kramer	1995	522	315	3,838	60.3	7.35	29	5.6	10	1.9	93.5
7	Rudy Bukich	1964	160	99	1,099	61.9	6.87	12	7.5	7	4.4	89.0
8	Jim McMahon	1987	210	125	1,639	59.5	7.80	12	5.7	8	3.8	87.4
9	Jim Miller	1999	174	110	1,242	63.2	7.14	7	4.0	6	3.4	83.5
10	Erik Kramer	1998	250	151	1,823	60.4	7.29	9	3.6	7	2.8	83.1
11	Ed Brown	1956	168	96	1,667	57.1	9.92	11	6.5	12	7.1	83.1
12	Jim McMahon	1985	313	178	2,392	58.1	7.64	15	4.8	11	3.5	82.8
13	Sid Luckman	1945	217	117	1,725	53.9	7.95	14	6.5	10	4.6	82.6
14	Jim Harbaugh	1990	312	180	2,178	57.7	6.98	10	3.2	6	1.9	81.9
15	Shane Matthews	1999	275	167	1,645	60.7	5.98	10	3.6	6	2.2	80.6
16	Jim McMahon	1982	210	120	1,501	57.1	7.15	9	4.3	7	3.3	80.1
17	Sid Luckman	1942	105	57	1,023	54.3	9.74	10	9.5	13	12.4	80.0

For QB rating formula, see page 265.

## COLD-WEATHER GAMES

Chicago has a reputation for its brisk lakefront weather, and both Wrigley Field and Soldier Field have hosted at least a few knee-knocking games. However, the NFL Record & Fact Book lists the four coldest NFL games on record, none of which were in Chicago. The four coldest:

- -13 degrees (-48 wind chill): 12-31-67, Lambeau Field, Green Bay; NFL Championship Game (Packers 21, Cowboys 17).
- -9 degrees (-59 wind chill): 1-10-82, Riverfront Stadium, Cincinnati; AFC Championship Game (Bengals 27, Chargers 7).
- 0 degrees (-32 wind chill): 1-15-94, Rich Stadium, Orchard Park, NY; AFC Divisional Playoff (Bills 29, LA Raiders 23).
- 1 degree (wind chill not recorded): 1-4-81, Cleveland Stadium; AFC Divisional Playoff (Oakland Raiders 14, Browns 12).

Here are the temperatures for a few, famed inclement weather games in the Windy City:

- 54 degrees (Rain, fog, S wind 15 mph): Sayers 6 TD game, 12-12-65, Wrigley Field (Bears 61, 49ers 20)
- 39 degrees (W wind 23 mph): NFC Championship Game, 1-12-86, Soldier Field (Bears 24, LA Rams 0)
- 29 degrees (SW wind 5 mph): "Fog Bowl" Playoff Game, 12-31-88, Soldier Field (Bears 20, Eagles 12)
- 20 degrees (NW wind 23 mph): Regular Season Finale, (Bears must win by 30+ points for playoff berth), 12-16-79, Soldier Field (Bears 42, St. Louis Cardinals 6)
- 14 degrees (W wind 13 mph): Divisional Playoff game, 1-5-86, Soldier Field (Bears 21, Giants 0)
- 11 degrees (W wind 11 mph): NFL Championship Game, 12-29-63, Wrigley Field (Bears 14, Giants 10)





## Annual Receiving Leaders

### — RECEPTIONS —

Year	Player	No	Yards	TD
2005	Muhammad, Muhsin	64	750	4
2004	Jones, Thomas	56	427	0
2003	Booker, Marty	52	715	4
2002	Booker, Marty	97	1,189	6
2001	Booker, Marty	100	1,071	8
2000	Robinson, Marcus	55	738	5
	Kennison, Eddie	55	549	2
1999	Engram, Bobby	88	947	4
1998	Engram, Bobby	64	987	5
1997	Proehl, Ricky	58	753	7
1996	Conway, Curtis	81	1,049	7
1995	Graham, Jeff	82	1,301	4
1994	Graham, Jeff	68	944	4
1993	Waddle, Tom	44	552	1
1992	Davis, Wendell	54	734	2
1991	Davis, Wendell	61	945	6
1990	Muster, Brad	47	452	0
1989	Anderson, Neal	50	434	4
1988	McKinnon, Dennis	45	704	3
1987	Anderson, Neal	47	467	3
1986	Gault, Willie	42	818	5
1985	Payton, Walter	49	483	2
1984	Payton, Walter	45	368	0
1983	Payton, Walter	53	607	2
1982	Suhey, Matt	36	333	0
1981	Payton, Walter	41	379	2
1980	Payton, Walter	46	367	1
1979	Williams, Dave	42	354	5
1978	Payton, Walter	50	480	0
1977	Scott, James	50	809	3
1976	Harper, Roland	29	291	1
1975	Rather, Bo	39	685	2
1974	Wade, Charlie	39	683	1
1973	Garrett, Carl	23	292	0
1972	Thomas, Earl	20	365	3
1971	Farmer, George	46	737	5
1970*	Gordon, Dick	71	1,026	13

Year	Player	No	Yards	TD
1969	Wallace, Bob	47	553	5
1968	Gordon, Dick	29	477	4
1967	Gordon, Dick	31	534	5
1966	Sayers, Gale	34	447	2
1965	Morris, Johnny	53	846	4
1964*	Morris, Johnny	93	1,200	10
1963	Ditka, Mike	59	794	8
1962	Ditka, Mike	58	904	5
	Morris, Johnny	58	889	5
1961	Ditka, Mike	56	1,076	12
1960	Dewveall, Willard	43	804	5
1959	Dooley, Jim	41	580	3
1958	McColl, Bill	35	517	8
1957	Dooley, Jim	37	530	1
1956	Hill, Harlon	47	1,128	11
1955	Hill, Harlon	42	789	9
1954	Hill, Harlon	45	1,124	12
1953	Dooley, Jim	53	841	4
1952	Schroeder, Gene	39	660	6
1951	Hoffman, John	28	394	2
1950	Keane, Jim	36	433	0
1949	Keane, Jim	47	696	6
1948	Keane, Jim	30	414	3
1947*	Keane, Jim	64	910	10
1946	Kavanaugh, Ken	18	337	5
1945	Wilson, George	28	259	3
1944	Wilson, George	24	265	4
1943	Clark, Harry	23	535	7
1942	McLean, Ray	19	571	8
1941	Plasman, Dick	14	283	0
1940	Kavanaugh, Ken	12	276	3
1939	Plasman, Dick	19	403	3
1938	Karr, Bill	14	253	4
1937	McDonald, Lester	11	179	4
1936	Hewitt, Bill	15	358	6
1935	Johnsos, Luke	19	298	4
1934	Hewitt, Bill	10	151	5
1933	Hewitt, Bill	16	273	2
1932	Johnsos, Luke	24	321	2

\*Led NFL

### CONTRACT EXPIRATION

- 2006 — Boone, Briggs, R. Brown, Edwards, Friedman, Gage, Green, Hillenmeyer, Todd Johnson, McKie, Odom, Peterson, Reid, Scott, Thompson, Worrell
- 2007 — Amos, Ayanbadejo, Belton, Berrian, Bragg, Davis, Dean, Elimimian, Garay, Gilmore, Grossman, Harmon, Harrell, Hollings, Hollowell, Holly, Joe, B. Johnson, Jones, Kreutz, Larsen, Long, Marshall, McGowan, Oakley, Smith, Symons, Tillman, Vasher, Wesley
- 2008 — M. Brown, Byrum, Cain, Clark, Day, Gould, C. Harris, T. Harris, Haynes, Huston, Tank Johnson, Leffew, LeVoi, McMeans, Mitchell, Orton, Philmore, Pope, Reddick, Slay, St. Clair, Stelly, Wallace, Wilson
- 2009 — Anderson, Benson, Bradley, A. Brown, Currie, Idonije, Miller, Ogunleye, Reed, Runnels, Tait
- 2010 — Griese, Mannely, R. Manning, Maynard, Muhammad
- 2011 — Garza, Metcalf, Urlacher

\* Draftees Dvoracek, Hester, D. Manning, Williams were unsigned at press time.

\* When a player is waived and re-signed to the practice squad, that contract expires after the 2006 season.



## Annual Receiving Leaders

### - YARDS -

Year	Player	Yards	No	TD	Year	Player	Yards	No	TD
2005	Muhammad, Muhsin	64	750	4	1969	Wallace, Bob	553	47	5
2004	Terrell, David	699	42	1	1968	Gordon, Dick	477	29	4
2003	Booker, Marty	715	52	4	1967	Gordon, Dick	534	31	5
2002	Booker, Marty	1,189	97	7	1966	Jones, Jimmie	504	28	5
2001	Booker, Marty	1,071	100	8	1965	Morris, Johnny	846	53	4
2000	Robinson, Marcus	738	55	5	1964*	Morris, Johnny	1,200	93	10
1999	Robinson, Marcus	1,400	84	9	1963	Ditka, Mike	794	59	8
1998	Engram, Bobby	987	64	5	1962	Ditka, Mike	904	58	5
1997	Proehl, Ricky	753	58	7	1961	Ditka, Mike	1,076	56	12
1996	Conway, Curtis	1,049	81	7	1960	Dewveall, Willard	804	43	5
1995	Graham, Jeff	1,301	82	4	1959	Dooley, Jim	580	41	3
1994	Graham, Jeff	944	68	4	1958	McColl, Bill	517	35	8
1993	Waddle, Tom	552	44	1	1957	Dooley, Jim	530	37	1
1992	Davis, Wendell	734	54	2	1956	Hill, Harlon	1,128	47	11
1991	Davis, Wendell	945	61	6	1955	Hill, Harlon	789	42	9
1990	Davis, Wendell	572	39	3	1954	Hill, Harlon	1,124	45	12
1989	Morris, Ron	486	30	1	1953	Dooley, Jim	841	53	4
1988	McKinnon, Dennis	704	45	3	1952	Schroeder, Gene	660	39	6
1987	Gault, Willie	705	35	7	1951	Schroeder, Gene	461	24	3
1986	Gault, Willie	818	42	5	1950	Keane, Jim	433	36	0
1985	Gault, Willie	704	33	1	1949	Keane, Jim	696	47	6
1984	Gault, Willie	587	34	6	1948	Keane, Jim	414	30	3
1983	Gault, Willie	836	40	8	1947	Keane, Jim	910	64	10
1982	Moorehead, Emery	363	30	5	1946	McLean, Ray	348	17	2
1981	Margerum, Ken	584	39	1	1945	Kavanaugh, Ken	539	35	6
1980	Scott, James	696	36	3	1944	McLean, Ray	414	19	5
1979	Baschnagel, Brian	452	30	2	1943	Clark, Harry	535	23	7
1978	Scott, James	759	42	5	1942	McLean, Ray	571	19	8
1977	Scott, James	809	50	3	1941	Kavanaugh, Ken	314	11	6
1976	Scott, James	512	26	6	1940	Kavanaugh, Ken	276	12	3
1975	Rather, Bo	685	39	2	1939	Plasman, Dick	403	19	3
1974	Wade, Charles	683	39	1	1938	Karr, Bill	253	14	4
1973	Thomas, Earl	343	24	4	1937	Manske, Eggs	225	9	3
1972	Farmer, George	380	14	2	1936	Hewitt, Bill	358	15	6
1971	Farmer, George	737	46	5	1935	Johnsos, Luke	298	19	4
1970	Gordon, Dick	1,026	71	13	1934	Hewitt, Bill	151	10	5
					1933	Hewitt, Bill	273	16	2
					1932	Johnsos, Luke	321	24	2

\*Led NFL

## CHICAGO BEARS FREE AGENT SIGNINGS

2001	2003	2006
<b>Name, Pos</b>	<b>Name, Pos</b>	<b>Name, Pos</b>
Skip Hicks, RB	Desmond Clark, TE	Griese, Brian
Greg Jones, LB		Manning, Jr., Ricky
Brad Maynard, P		Wesley, Dante
Daimon Shelton, FB		
Keith Traylor, DT		
Ted Washington, DT		
Larry Whigham, S		
<b>2002</b>	<b>2004</b>	<b>2005</b>
<b>Name, Pos</b>	<b>Name, Pos</b>	<b>Name, Pos</b>
Rabih Abdullah, RB	Thomas Jones, RB	Roberto Garza, G
Mike Caldwell, LB	Jonathan Quinn, QB	Fred Miller, T
Chris Chandler, QB	John Tait, T	Eddie Berlin, WR
Keith McKenzie, DE		Muhsin Muhammad, WR





# Annual Punt Return Leaders

Year	Player	No	Yds	Avg
2005	Wade, Bobby	33	317	9.6
2004	McQuarters, R.W.	44	435	9.9
2003	McQuarters, R.W.	37	452	12.2
2002	Johnson, Leon	28	288	10.3
2001	Johnson, Leon	28	255	9.1
2000	Milburn, Glyn	35	300	8.6
1999	Milburn, Glyn	30	346	11.5
1998	Milburn, Glyn	25	291	11.6
1997	Hughes, Tyrone	36	258	7.2
1996	Engram, Bobby	31	282	9.1
1995	Graham, Jeff	23	183	8.0
1994	Graham, Jeff	15	140	9.3
1993	Obee, Terry	35	289	8.3
1992	Woolford, Donnell	12	127	10.6
1991	Bailey, Johnny	36	281	7.8
1990	Bailey, Johnny	36	399	11.1
1989	Green, Mark	16	141	8.8
1988	McKinnon, Dennis	34	277	8.1
1987	McKinnon, Dennis	40	405	10.1
1986	Barnes, Lew	57	482	8.5
1985	Taylor, Ken	25	198	7.9
1984	Fisher, Jeff	58	492	8.5
1983	McKinnon, Dennis	34	316	9.3
1982	Fisher, Jeff	9	65	7.2
1981	Fisher, Jeff	43	509	11.8
1980	Walterscheid, Lenny	33	239	7.2
1979	Schubert, Steve	25	238	9.5
1978	Schubert, Steve	27	229	8.5
1977	Schubert, Steve	31	291	9.4
1976	Livers, Virgil	28	205	7.3
1975	Livers, Virgil	42	456	10.9
1974	Hill, Ike	33	183	5.5
1973	Hill, Ike	36	204	5.7

Year	Player	No	Yds	Avg
1972	Smith, Ron	26	163	6.3
1971	Smith, Ron	26	194	7.5
1970	Cole, Linzy	14	83	5.9
1969	Lyle, Garry	12	78	6.5
1968	Turner, Cecil	9	19	2.1
1967	Gordon, Dick	12	82	6.8
1966	Arnett, Jon	15	58	3.9
1965	Sayers, Gale	16	238	14.9
1964	Arnett, Jon	19	188	9.9
1963	Morris, Johnny	16	164	10.3
1962	Morris, Johnny	20	208	10.4
1961	Morris, Johnny	23	155	6.7
1960	Morris, Johnny	13	75	5.8
1959*	Morris, Johnny	14	171	12.2
1958	Morris, Johnny	14	96	6.9
1957	Drzewiecki, Ron	22	64	2.9
1956	Jeter, Perry	6	66	11.0
	Smith, Ray	6	66	11.0
1955	Drzewiecki, Ron	20	100	5.0
1954	Stone, Billy	14	40	2.9
1953	Macon, Ed	17	68	4.0
1952	White, Wilford	23	117	5.1
1951	White, Wilford	14	131	9.4
1950	McAfee, George	33	284	8.6
1949	McAfee, George	24	279	11.6
1948*	McAfee, George	30	417	13.9
1947	McAfee, George	18	261	14.5
1946	Gallarneau, Hugh	10	99	9.9
1945	Margarita, Bob	7	66	9.4
1944	Grygo, Al	11	100	9.1
1943	Clark, Harry	10	158	15.8
1942	Gallarneau, Hugh	9	101	11.2
1941	McAfee, George	5	158	31.6

## COME-FROM-BEHIND WINS

(Regular season only)

	Wins	Never trailed	Largest Deficit		8-10	11+
			1-3	4-7		
1980	7	5			1	
1981	6	3	1	2		14 pts. at Det
1982	3	2				11 pts. vs. Det
1983	8	4	1	3		
1984	10	4	4	2		
1985	15	9	1	1	2	12 pts. vs. TB; 14 pts. at TB
1986	14	7	3	2	2	
1987	11	5	1	3		14 pts. vs. KC; 20 pts. at TB
1988	12	7	3	2		
1989	6	4	1	1		
1990	11	5	3	3		
1991	11	2	3	5	1	
1992	5	4		1		
1993	7	5		1		11 pts. at KC
1994	9	4	2	3		
1995	9	5	1	3		
1996	7	2	2	2		14 pts vs. Oak
1997	4	2		1		15 pts at Mia
1998	4	2		1		17 pts vs. Det
1999	6		4	1	1	
2000	5	3		1	1	
2001	13	7		3	1	19 pts. vs. SF; 14 pts. vs. Cle
2002	4	1		1	2	
2003	7	4		2		15 pts. vs. Oak
2004	5		2	2		14 pts. at NYG
2005	11	5	5	1		

# History Annual Leaders



## Annual Kickoff Return Leaders

Year	Player	No	Yds	Avg	Year	Player	No	Yds	Avg
2005	Azumah, Jerry	32	705	22.0	1972*	Smith, Ron	30	924	30.8
2004	Azumah, Jerry	42	924	22.0	1971	Smith, Ron	26	671	25.8
2003	Azumah, Jerry	41	1,191	29.0	1970	Turner, Cecil	23	752	32.7
2002	Merritt, Ahmad	45	1,029	22.9	1969	Sayers, Gale	14	339	24.2
2001	Denson, Autry	23	534	23.2	1968	Turner, Cecil	20	363	18.2
2000	Milburn, Glyn	63	1,468	23.3	1967	Sayers, Gale	16	603	37.7
1999	Milburn, Glyn	61	1,426	23.4	1966*	Sayers, Gale	23	718	31.2
1998	Milburn, Glyn	62	1,550	25.0	1965	Sayers, Gale	21	660	31.4
1997	Hughes, Tyrone	43	1,008	23.4	1964	Martin, Billy	24	534	22.3
1996	Jackson, Jack	27	619	22.9	1963	Bull, Ronnie	7	105	15.0
1995	Lewis, Nate	42	904	21.5	1962	Martin, Billy	25	515	20.6
1994	Lewis, Nate	35	874	25.0	1961	Bivins, Charles	25	669	26.7
1993	Conway, Curtis	21	450	21.4	1960	Galimore, Willie	12	292	24.3
1992	Lewis, Darren	23	511	22.2	1959	Morris, Johnny	17	438	25.8
1991	Bailey, Johnny	16	311	19.4	1958	Morris, Johnny	16	399	24.9
1990	Bailey, Johnny	23	363	15.8	1957	Drzewiecki, Ron	13	315	24.2
1989	Gentry, Dennis	28	667	23.8	1956	Bingham, Don	17	444	26.1
1988	Gentry, Dennis	27	578	21.4	1955	Drzewiecki, Ron	25	591	23.6
1987	Gentry, Dennis	25	621	24.8	1954	Jagade, Chick	11	195	17.7
1986*	Gentry, Dennis	20	576	28.8	1953	Macon, Ed	13	373	28.7
1985	Gault, Willie	22	577	26.2	1952	Macon, Ed	9	299	33.2
1984	Cameron, Jack	26	485	18.7	1951	Morrison, Fred	13	353	27.2
1983	Gault, Willie	13	276	21.2	1950	Hunsinger, Chuck	23	343	14.9
1982	Watts, Rickey	14	330	23.6	1949	Dreyer, Fred	13	338	26.0
1981	Williams, Dave	23	486	21.1	1948	Minini, Frank	12	370	30.8
1980	Williams, Dave	27	666	24.7	1947	Minini, Frank	11	261	23.7
1979	Walterscheid, Lenny	19	427	22.5	1946	Osmanski, Bill	8	203	25.4
1978	Baschnagel, Brian	20	455	22.8	1945	Margarita, Bob	10	155	15.5
1977	Baschnagel, Brian	23	557	24.2	1944	Margarita, Bob	12	279	23.3
1976	Baschnagel, Brian	29	754	26.0	1943	Clark, Harry	13	326	25.1
1975*	Payton, Walter	14	444	31.7	1942	Gallarneau, Hugh	6	151	25.2
1974	Grandberry, Ken	22	568	25.8	1941	McAfee, George	7	223	31.9
1973*	Garrett, Carl	16	486	30.4					

\*Led NFL

## BLOWN LEADS

(Regular season only)

	Losses	Never Led	Largest Lead:			
			1-3	4-7	8-10	11+
1980	9	4	3	1	1	
1981	10	6	3	1		
1982	6	4		1		17 at TB
1983	8	6		2		
1984	6		2	3	1	
1985	1	1				
1986	2	1		1		
1987	4	2				14 vs. NO; 14 at Den
1988	4	3	1			
1989	10	5	3	1	1	
1990	5	2	1	1	1	
1991	5	3		1	1	
1992	11	6	1	2		14 vs. Cin; 20 at Min
1993	9	4	2	2	1	
1994	7	4	2		1	
1995	7	3		4		
1996	9	2	2	4	1	
1997	12	4	2	4	1	14 at Det
1998	12	3	1	5	1	11 vs. Min; 15 at TB
1999	10	5	2		1	13 vs. Sea
2000	11	8		3		
2001	3	1	1	1		
2002	12	6		3		20 vs. NO; 21 vs. NE; 11 at GB
2003	9	5	1	1		11 vs. STL; 14 at GB
2004	11	8		3		
2005	5	2	2	1		





## Annual Interception Leaders

Year	Player	No	Yards
2005	Vasher, Nathan	8	145
2004	Vasher, Nathan	5	177
2003	Azumah, Jerry	4	44
	Tillman, Charles	4	27
2002	Brown, Mike	3	16
2001	Brown, Mike	5	81
2000	Parrish, Tony	3	81
1999	Hudson, Chris	3	28
1998	Harris, Walt	4	41
1997	Harris, Walt	5	30
1996	Woolford, Donnell	6	37
1995	Woolford, Donnell	4	21
1994	Woolford, Donnell	5	30
1993	Carrier, Mark	4	94
	Jones, Dante	4	52
1992	Woolford, Donnell	7	67
1991	Stinson, Lemuel	4	69
1990*	Carrier, Mark	10	39
1989	Stinson, Lemuel	4	59
1988	Jackson, Vestee	8	94
1987	Duerson, Dave	3	0
1986	Richardson, Mike	7	69
1985	Frazier, Leslie	6	119
1984	Fencik, Gary	5	102
1983	Frazier, Leslie	7	135
1982	Schmidt, Terry	4	39
1981	Fencik, Gary	6	121
1980	Walterscheid, Lenny	4	84
1979	Schmidt, Terry	6	44
	Fencik, Gary	6	31
1978	Fencik, Gary	4	77
1977	Ellis, Allan	6	23
1976	Brupbacher, Ross	7	49
1975	Clemons, Craig	2	109
	Plank, Doug	2	50
	Livers, Virgil	2	40
	Ellis, Allan	2	4
1974	Clemons, Craig	4	84
1973	Lyle, Garry	5	62
1972	Ford, Charlie	7	104
1971	Ford, Charlie	5	46

Year	Player	No	Yards
1970	Buffone, Doug	4	33
1969	Taylor, Joe	3	37
	Daniels, Dick	3	37
	Youngblood, George	3	22
1968	McRae, Bennie	4	41
1967	McRae, Bennie	5	94
	Petitbon, Richie	5	93
	Taylor, Roosevelt	5	19
1966	Petitbon, Richie	4	34
1965	Butkus, Dick	5	84
1964	Caroline, JC	2	84
	Whitsell, Dave	2	57
	Taylor, Roosevelt	2	45
	McRae, Bennie	2	44
	George, Bill	2	28
1963*	Taylor, Roosevelt	9	172
1962	Petitbon, Richie	6	212
1961	Whitsell, Dave	6	123
1960	Caroline, JC	3	31
1959	Barnes, Erich	5	67
1958	Sumner, Charles	6	67
1957	Johnson, Jack	4	36
1956	Caroline, JC	6	182
1955	Sumner, Charles	7	162
1954	Whitman, SJ	5	117
1953	Kindt, Don	6	172
1952	Dooley, Jim	5	30
1951	Schroeder, Gene	5	62
1950	Davis, Harper	5	59
1949	McAfee, George	6	76
1948	Lujack, Johnny	8	131
1947	Mullins, Noah	6	113
1946	Farris, Tom	4	43
1945	Margarita, Bob	6	79
1944	Grygo, Al	4	79
1943	Clark, Harry	5	32
1942*	Turner, Clyde	8	96
1941	McAfee, George	6	78
1940	Clark, Harry	4	62
	Famiglietti, Gary	4	18
	McAfee, George	4	50

\*Led NFL

## THANKSGIVING DAY GAMES

Overall: 16-14-2 — vs. Detroit: 8-7-0 — vs. Dallas: 0-3-0 — vs. Chi Cards: 7-3-2

11-25-20	STALEYS 6	Chi. Tigers 0
11-24-21*	Buf. All-Americans 7	STALEYS 6
11-30-22	Cardinals 6	BEARS 0
11-29-23*	BEARS 3	Cardinals 0
11-27-24	BEARS 21	Cardinals 0
11-26-25*	Bears - Cardinals (0-0 Tie)	
11-25-26*	Bears - Cardinals (0-0 Tie)	
11-24-27*	Cardinals 3	BEARS 0
11-29-28*	BEARS 34	Cardinals 0
11-28-29	Cardinals 40	BEARS 6
11-27-30*	BEARS 6	Cardinals 0
11-26-31*	BEARS 18	Cardinals 7
11-24-32*	BEARS 34	Cardinals 0
11-30-33*	BEARS 22	Cardinals 6
11-29-34	BEARS 19	Lions 16
11-28-35	Lions 14	BEARS 2

11-26-36	Lions 13	BEARS 7
11-25-37	BEARS 13	Lions 0
11-24-38	Lions 14	BEARS 7
11-24-47	BEARS 34	Lions 14
11-24-49	BEARS 28	Lions 7
11-27-52	Texans 27	BEARS 23
11-26-64	BEARS 27	Lions 24
11-24-77	BEARS 31	Lions 14
11-22-79	Lions 20	BEARS 9
11-27-80	BEARS 23	Lions 17 (OT)
11-26-81	Cowboys 10	BEARS 9
11-28-91	Lions 16	BEARS 6
11-25-93	BEARS 10	Lions 6
11-27-97	Lions 55	BEARS 20
11-25-99	Lions 21	BEARS 17
11-25-04	Cowboys 21	BEARS 7

\* Indicates home game

# History Annual Leaders



## Annual Punting Leaders

Year	Player	No	Avg
2005	Maynard, Brad	96	41.0
2004	Maynard, Brad	108	42.9
2003	Maynard, Brad	79	41.2
2002	Maynard, Brad	87	42.3
2001	Maynard, Brad	87	42.6
2000	Aguiar, Louie	52	38.8
1999	Sauerbrun, Todd	85	40.9
1998	Horan, Mike	64	41.3
1997	Sauerbrun, Todd	95	43.5
1996	Sauerbrun, Todd	78	44.8
1995	Sauerbrun, Todd	55	37.8
1994	Gardocki, Chris	76	37.8
1993	Gardocki, Chris	80	38.5
1992	Gardocki, Chris	79	42.9
1991	Buford, Maury	69	40.8
1990	Buford, Maury	76	40.4
1989	Buford, Maury	72	39.5
1988	Wagner, Bryan	79	41.5
1987	Wagner, Bryan	36	40.6
1986	Buford, Maury	69	41.3
1985	Buford, Maury	68	42.2
1984	Finzer, Dave	83	40.1
1983	Parsons, Bob	79	36.9
1982	Parsons, Bob	58	41.3
1981	Parsons, Bob	114	39.7
1980	Parsons, Bob	79	40.6
1979	Parsons, Bob	92	37.9
1978	Parsons, Bob	96	37.0
1977	Parsons, Bob	80	40.4
1976	Parsons, Bob	99	37.6
1975	Parsons, Bob	93	39.0
1974	Parsons, Bob	90	37.8
1973	Green, Bobby Joe	82	40.5
1972	Green, Bobby Joe	67	41.2

Year	Player	No	Avg
1971	Green, Bobby Joe	77	40.1
1970	Green, Bobby Joe	83	40.9
1969	Green, Bobby Joe	76	39.0
1968	Green, Bobby Joe	27	42.3
1967	Green, Bobby Joe	79	42.9
1966	Green, Bobby Joe	80	41.9
1965	Green, Bobby Joe	58	42.7
1964	Green, Bobby Joe	71	44.5
1963	Green, Bobby Joe	64	46.5
1962	Green, Bobby Joe	69	43.7
1961	Brown, Ed	59	42.2
1960	Brown, Ed	56	39.8
1959	Brown, Ed	64	41.2
1958	Brown, Ed	27	42.2
1957	Brown, Ed	34	40.1
1956	Brown, Ed	42	39.1
1955	Brown, Ed	44	40.1
1954	Bratkowski, Zeke	39	41.0
1953	Morrison, Fred	65	42.6
1952	Morrison, Fred	64	42.3
1951	Morrison, Fred	57	39.0
1950*	Morrison, Fred	57	43.3
1949*	Gulyanics, George	29	47.2
1948	Gulyanics, George	55	44.2
1947*	Gulyanics, George	23	44.8
1946	Luckman, Sid	33	37.4
1945	Luckman, Sid	36	37.4
1944	McEnulty, Doug	25	39.8
1943	Luckman, Sid	34	35.9
1942	Luckman, Sid	24	40.6
1941	Luckman, Sid	13	41.1
1940	Luckman, Sid	27	42.5
1939	Luckman, Sid	27	43.3

\*Led NFL



## Annual Sack Leaders

Year	Player	No	Yards
2005	Ogunleye, Adewale	10.0	55.0
2004	Brown, Alex	6.0	34.5
2003	Brown, Alex	5.5	33.5
2002	Colvin, Roosevelt	10.5	71.0
2001	Colvin, Roosevelt	10.5	64.0
2000	Urlacher, Brian	8.0	49.0
1999	Simmons, Clyde	7.0	49.0
1998	Flanigan, Jim	8.5	55.0
1997	Flanigan, Jim	6.0	51.0
	Minter, Barry	6.0	35.0
1996	Spellman, Alonzo	8.0	67.0
1995	Flanigan, Jim	11.0	75.0
1994	Armstrong, Trace	7.5	52.0
1993	Dent, Richard	13.5	90.0
1992	McMichael, Steve	10.5	66.5
1991	Dent, Richard	10.5	72.0
1990	Dent, Richard	12.0	101.0
1989	Dent, Richard	9.0	64.0
1988	McMichael, Steve	11.5	95.0
1987	Dent, Richard	12.5	94.0

Year	Player	No	Yards
1986	Dent, Richard	11.5	87.0
1985*	Dent, Richard	17.0	133.5
1984	Dent, Richard	17.5	140.5
1983	Hartenstine, Mike	12.0	91.5
1982	Hampton, Dan	7.0	57.0
1981	Page, Alan	9.0	84.0
	Hampton, Dan	9.0	77.0
1980	Hampton, Dan	11.5	108.5
1979	Osborne, Jim	10.5	79.0
1978	Page, Alan	11.5	94.0
1977	Rydalch, Ron	9.5	81.0
1976	Osborne, Jim	15.0	129.0
1975	Chambers, Wally	14.0	105.0
1974	Chambers, Wally	6.0	53.0
1973	Osborne, Jim	10.0	92.0
1972	Osborne, Jim	5.0	N/A
1971	Holman, Willie	9.0	N/A
1970	Holman, Willie	12.0	N/A

\*Led NFL



# History

## 100-Yard Rushing Games

11/20/77	Payton, vs. Min	W	40-275	11/24/77	Payton, at Det	W	20-137
10/30/77	Payton, at GB	W	23-205	10/9/55	Hoffman, vs. SF	L	18-135
11/3/68	Sayers, at GB	W	24-205	11/30/03	Forsey, vs. Ariz	W	27-134
12/18/66	Sayers, vs. Min	W	17-197	12/17/95	Salaam, vs. TB	W	27-134
11/3/85	Payton, at GB	W	28-192	9/16/79	Payton, at Dal	L	22-134
11/13/77	Payton, vs. KC	W	33-192	12/21/75	Payton, at NO	W	25-134
12/16/56	Casares, vs. Det	W	17-190	10/6/80	Payton, vs. TB	W	28-133
10/21/01	Thomas, at Cin	W	22-188	11/7/85	Payton, at Dal	W	22-132
9/14/80	Payton, vs. NO	W	18-183	10/13/85	Payton, at SF	W	24-132
12/5/76	Payton, at Sea	W	27-183	11/4/56	Casares, at Rams	W	25-132
9/9/79	Payton, vs. Min	W	23-182	10/7/34	Feathers, at Brk	W	14-132
9/16/62	Galimore, at SF	W	22-181	11/13/83	Payton, vs. Phil	W	23-131
9/9/84	Payton, vs. Den	W	20-179	12/10/67	Sayers, vs. Min	T	20-131
11/26/81	Payton, at Dal	L	38-179	12/20/80	Payton, at TB	W	29-130
9/14/86	Payton, vs. Phil	W+	33-176	12/7/80	Payton, vs. GB	W	22-130
12/9/84	Payton, vs. GB	L	35-175	12/3/44	Margarita, at Pit-Cards	W	9-129
12/16/01	Thomas, vs. TB	W	31-173	10/28/01	Thomas, vs. SF	W	18-127
11/27/66	Sayers, vs. Atl	W	19-172	11/12/78	Payton, at Min	L	23-127
12/20/98	Allen, vs. Balt	W	22-163	12/17/72	Douglass, at Oak	L	14-127
12/11/77	Payton, vs. GB	W	32-163	11/20/94	Tillman, vs. Det	W	32-126
10/29/78	Payton, vs. Det	L	23-162	10/10/77	Payton, vs. Rams	W	24-126
9/18/83	Payton, at NO	L+	28-161	11/30/69	Sayers, vs. Clev	L	20-126
1/6/02	Thomas, vs. Jax	W	33-160	9/2/79	Payton, vs. GB	W	36-125
9/18/77	Payton, vs. Det	W	23-160	11/6/66	Sayers, vs. Det	T	21-124
12/16/79	Payton, vs. StL	W	33-157	10/21/56	Casares, vs. Balt	W	22-124
10/16/78	Payton, at Den	L	22-157	11/26/33	Nagurski, vs. Port	W	18-124
9/30/84	Payton, vs. Dal	L	25-155	10/5/03	Thomas, vs. OAK	W	22-123
10/7/79	Payton, at Buf	W	39-155	9/4/88	Anderson, vs. Mia	W	24-123
10/28/34	Feathers, vs. GB	W	15-155	11/27/80	Payton, at Det	W+	18-123
10/7/84	Payton, vs. NO	W	32-154	10/1/78	Payton, vs. Oak	L+	27-123
10/20/57	Galimore, vs. Rams	W	24-153	11/26/00	Allen, at NYJ	L	25-122
9/19/04	Jones, at GB	W	23-152	9/1/97	Harris, at GB	L	13-122
12/18/83	Payton, vs. GB	W	30-148	11/24/96	Harris, vs. Det	W	27-122
9/19/76	Payton, at SF	W	28-148	12/24/95	Salaam, vs. Phil	W	30-122
9/10/89	Anderson, vs. Cin	W	21-146	12/19/88	Anderson, at Min	L	22-122
10/17/76	Payton, at Rams	L	27-145	10/16/77	Payton, at Min	L+	24-122
11/26/78	Harper, vs. TB	W	25-144	12/2/85	Payton, at Mia	L	23-121
10/29/44	Grygo, vs. CRams	W	13-144	12/16/62	Marconi, vs. Det	W	13-121
10/27/68	Sayers, vs. Min	W	18-143	10/5/52	Dottley, at Chi	L	24-121
10/15/67	Sayers, vs. Det	W	22-142	9/17/50	Gulyanics, vs. Rams	W	26-121
12/21/03	Thomas, vs. WASH	W	32-141	11/13/05	Peterson, vs. SF	W	24-120
10/7/90	Anderson, vs. GB	W	21-141	9/28/97	Harris, at Dal	L	29-120
10/10/76	Payton, at Min	L	19-141	9/8/85	Payton, vs. TB	W	17-120
10/2/39	Maniaci, at Pit	W	12-141	12/17/67	Sayers, at Atl	W	19-120
10/2/77	Payton, vs. NO	L	19-140	12/17/89	Anderson, vs. GB	L	12-119
9/30/34	Feathers, at Reds	W	2-140	11/12/50	Hunsinger, vs. Yanks	W	14-119
10/23/05	Jones, vs. Bal	W	25-139	10/15/39	Osmanski, vs. Chi	W	15-119
9/18/05	Jones, vs. Det	W	20-139	11/3/96	Harris, vs. TB	W	19-118
11/27/88	Anderson, vs. GB	W	17-139	10/27/85	Payton, vs. Min	W	19-118
11/9/86	Payton, at TB	W	20-139	12/5/65	Sayers, at Balt	W	16-118
10/7/56	Casares, at GB	W	24-139	9/20/87	Anderson, vs. TB	W	16-117
10/9/05	Jones, at Cle	L	24-137	11/25/84	Payton, at Min	W	23-117

# History

## 100-Yard Rushing Games

10/15/72	Douglass, at Clev.....W.....	11-117	11/12/39	Osmanski, at Det.....W.....	18-111
11/26/67	Sayers, vs. GB.....L.....	18-117	11/7/04	Thomas, at Ten.....W.....	28-110
12/9/56	Casares, vs. Chi.....W.....	25-117	9/26/04	Jones, at Min.....L.....	22-110
11/18/51	Dottley, vs. GB.....W.....	17-117	9/29/03	Thomas, vs. GB.....L.....	13-110
11/23/97	Harris, vs. TB.....W.....	33-116	9/16/84	Payton, at GB.....W.....	27-110
9/24/89	Anderson, at Det.....W.....	16-116	11/28/76	Payton, at GB.....W.....	27-110
9/23/84	Payton, at Sea.....L.....	24-116	10/19/75	Adamle, at Pit.....L.....	17-110
11/2/69	Sayers, at Min.....L.....	20-116	12/26/04	Jones, at Det.....L.....	22-109
11/24/57	Casares, at Det.....W.....	28-116	10/22/95	Salaam, vs. Hou.....W.....	29-109
11/4/45	Margarita, vs. GB.....W.....	16-116	1/2/83	Payton, at TB.....L+.....	26-109
12/8/96	Salaam, vs. StL.....W.....	19-115	11/5/78	Payton, vs. Sea.....L.....	18-109
12/9/79	Payton, at GB.....W.....	25-115	11/14/76	Payton, vs. GB.....W.....	18-109
11/6/55	Watkins, vs. GB.....W.....	14-115	10/26/69	Sayers, vs. Rams.....L.....	15-109
11/6/55	Casares, vs. GB.....W.....	16-115	1/2/05	Jones, vs. GB.....L.....	26-108
10/16/60	Morris, vs. SF.....W.....	7-114	10/5/86	Payton, vs. Min.....W.....	26-108
10/21/34	Feathers, vs. Reds.....W.....	7-114	9/29/68	Sayers, at Min.....W.....	16-108
9/7/86	Payton, vs. Clev.....W.....	22-113	11/11/56	Hoffman, vs. GB.....W.....	18-108
11/4/79	Payton, vs. Det.....W.....	22-113	10/28/56	Jeter, at SF.....W.....	16-108
9/17/72	Harrison, vs. Atl.....L.....	20-113	11/25/01	Allen, at Min.....W.....	27-107
12/12/65	Sayers, vs. SF.....W.....	9-113	11/10/85	Payton, vs. Det.....W.....	26-107
11/28/65	Sayers, vs. NYG.....W.....	13-113	10/25/81	Payton, vs. SD.....W+.....	36-107
11/9/58	Casares, at GB.....W.....	15-113	11/9/80	Payton, vs. Wash.....W.....	17-107
11/2/58	Casares, at Rams.....L.....	23-113	9/25/05	Jones, vs. Cin.....L.....	27-106
11/10/96	Harris, at Den.....L.....	23-112	10/27/97	Harris, at Mia.....W.....	25-106
10/21/85	Payton, vs. GB.....W.....	25-112	9/8/96	Green, at Wash.....L.....	20-106
11/20/83	Suhey, at TB.....W.....	19-112	11/20/83	Payton, at TB.....W.....	22-106
12/6/81	Payton, vs. Min.....W.....	33-112	10/9/66	Sayers, vs. Balt.....W.....	18-106
12/1/68	Piccolo, at NO.....W.....	21-112	12/25/05	Jones, at GB.....W.....	25-105
11/9/69	Sayers, vs. Pit.....W.....	28-112	10/8/95	Salaam, vs. Car.....W.....	28-105
10/14/56	Casares, vs. SF.....W.....	21-112	12/10/95	Salaam, at Cin.....L.....	22-105
10/21/51	Dottley, vs. SF.....W.....	16-112	9/25/88	Anderson, at GB.....W.....	20-105
11/2/03	Thomas, vs. SD.....W.....	31-111	11/15/81	Payton, at GB.....L.....	22-105
9/22/02	Thomas, vs. NO.....L.....	27-111	11/26/78	Payton, vs. TB.....W.....	27-105
11/18/90	Anderson, at Den.....W+.....	28-111	11/16/75	Payton, at SF.....L.....	23-105
12/8/85	Payton, vs. Ind.....W.....	26-111	10/6/68	Sayers, at Balt.....L.....	15-105
11/4/84	Payton, vs. LARaid..W.....	27-111	9/15/68	Sayers, vs. Wash.....L.....	15-105
10/21/79	Payton, at Min.....L.....	23-111	10/28/51	Dottley, at Det.....W.....	17-105
11/22/59	Casares, at Det.....W.....	21-111	11/25/45	McAfee, vs. Pit.....W.....	5-105

## 40 RUSHES vs. 40 PASSES

Over the past 23 seasons, when the Bears have rushed 40 or more times in a single game they have a **59-2 record**. Chicago has won 43 straight 40-rush games dating back to 1984 through its most recent, a 17-9 win over San Francisco last season (40 rushes for 172 yards).

During the same 23-season period, the Bears are 11-36 when throwing 40 or more passes in one game. The last time the Bears threw 40 or more passes in a single game was in 2003, when the team threw 40 or more passes in three games, posting a 0-3 record, dropping a 38-23 decision to Green Bay (44 attempts), a 34-21 setback to Packers (40) and a 31-3 loss to Kansas City (42). The Bears cracked the 40-attempt barrier in three games in 2002 and had a 1-2 record, 2000 with an 0-3 record and 10 of 16 games in 1999, going 3-7 in the process. The team finished with an 0-2 record in 1998 when throwing 40 times, had a 1-4 record in 1997 and was 0-4 in '96.



# History

## 100-Yard Rushing Games

9/26/93	Anderson, vs. TB.....W.....	28-104
12/26/82	Payton, at Rams .....W.....	20-104
10/3/76	Payton, vs. Wash.....W.....	18-104
11/18/56	Casares, vs. Rams.....W.....	27-104
9/4/83	Payton, vs. Atl.....L.....	20-103
10/23/72	Harrison, vs. Min .....W.....	31-103
11/10/85	Suhey, vs. Det.....W.....	16-102
11/24/85	Payton, vs. Atl.....W.....	20-102
10/9/83	Payton, vs. Min .....L.....	20-102
10/12/80	Payton, at Min.....L.....	23-102
12/7/58	Casares, vs. Chi .....W.....	22-102
10/22/39	Maniaci, at NYG .....L.....	15-102
10/12/97	Harris, vs. GB.....L.....	27-101
11/17/91	Muster, at Ind.....W.....	15-101

9/9/90	Anderson, vs. Sea.....W.....	20-101
12/11/83	Suhey, at Min .....W.....	17-101
10/19/80	Payton, vs. Det .....W.....	27-101
9/3/78	Payton, vs. StL.....W.....	26-101
12/4/77	Payton, at TB .....W.....	33-101
10/21/74	Garrett, vs. GB.....W.....	23-101
11/29/42	Famiglietti, vs. CRams ..W.....	12-101
10/10/34	Feathers, at Pit.....W.....	8-101
10/9/94	Tillman, vs. NO.....W.....	23-100
12/16/90	Anderson, at Det.....L.....	22-100
11/19/89	Anderson, vs. TB .....L.....	15-100
10/14/84	Payton, at StL.....L.....	23-100
11/4/73	Douglass, at GB.....W.....	19-100
11/20/49	Hoffman, at Wash.....W.....	15-100

### 38 rushers in 204 games\*

### 208 total 100-yard games

(four games-see below-have had multiple 100-yard rushers)

Eight games have gone into overtime; two have ended in a tie (before OT was adopted).

### TOTAL: 147-55-2 (.725)

At home: 95-21-2 (.814)

On the road: 52-34-0 (.605)

### TWO 100-YARD RUSHERS:

11/6/55 vs. GB -- Casares, Watkins (W)

11/26/78 vs. TB -- Payton, Harper (W)

11/20/83 at TB -- Payton, Suhey (W)

11/10/85 vs. Det -- Payton, Suhey (W)

### BY MONTH:\*

September 24-14-0 (.631)

October 42-19-0 (.689)

November 50-12-1 (.802)

December 30-8-1 (.782)

January 1-2-0 (.333)

### 100-YARD PLAYOFF GAMES:

119 -- McAfee, vs. GB, 12/14/41

109 -- Osmanski, at Wash, 12/8/40

104 -- Payton, at Wash, 12/30/84

102 -- Anderson, vs. NO, 1/6/91

### ON THE ROAD:\*

(five games min.)

at Green Bay 12-3 (.800)

at San Francisco 4-1 (.800)

at Tampa Bay 4-1 (.800)

at Detroit 7-2 (.778)

at Minnesota 4-8 (.333)

### BY RUSHER:\*

Adamle, Mike 0-1

Allen, James 2-1

Anderson, Neal 10-4

Casares, Rick 12-1

Dottley, John 3-1

Douglass, Bobby 2-1

Famiglietti, Gary 1-0

Feathers, Beattie 5-0

Forsey, Brock 1-0

Galimore, Willie 2-0

Garrett, Carl 1-0

Green, Robert 0-1

Grygo, Al 1-0

Gulyanics, George 1-0

Harper, Roland 1-0

Harris, Raymont 4-4

Harrison, Jim 1-1

Hoffman, John 2-1

Hunsinger, Chuck 1-0

Jeter, Perry 1-0

Jones, Thomas 4-5

Maniaci, Joe 1-1

Marconi, Joe 1-0

Margarita, Bob 2-0

McAfee, George 1-0

Morris, Johnny 1-0

Muster, Brad 1-0

Nagurski, Bronko 1-0

Osmanski, Bill 2-0

Payton, Walter 53-24

Peterson, Adrian 1-0

Piccolo, Brian 1-0

Salaam, Rashaan 5-1

Sayers, Gale 12-6-2

Suhey, Matt 3-0

Thomas, Anthony 8-2

Tillman, Lewis 2-0

Watkins, Bobby 1-0

### BY TEAM:\*

Arizona Cardinals 1-0

St. Louis Cardinals 2-1

Chicago Cardinals 3-1

Pittsburgh-Chi.Cards 1-0

Atlanta Falcons 3-2

Baltimore Ravens 2-0

Brooklyn Dodgers 1-0

Buffalo Bills 1-0

Carolina Panthers 1-0

Cincinnati Bengals 2-2

Cincinnati Reds 2-0

Cleveland Browns 2-2

Dallas Cowboys 1-4

Denver Broncos 2-2

Detroit Lions 17-3-1

Portsmouth Spartans 1-0

Green Bay Packers 26-8

Indianapolis Colts 2-0

Baltimore Colts 3-1

Jacksonville Jaguars 1-0

Kansas City Chiefs 1-0

Miami Dolphins 2-1

Minnesota Vikings 12-9-1

New Orleans Saints 5-3

New York Giants 1-1

New York Jets 0-1

New York Yanks 1-0

Oakland Raiders 1-2

LA Raiders 1-0

Philadelphia Eagles 3-0

Pittsburgh Steelers 3-1

Pittsburgh Pirates 1-0

St. Louis Rams 1-0

Los Angeles Rams 6-3

Cleveland Rams 2-0

San Diego Chargers 2-0

San Francisco 49ers 10-2

Seattle Seahawks 2-2

Tampa Bay Buccaneers 13-2

Tennessee Titans 1-0

Houston Oilers 1-0

Washington Redskins 4-2

\*Does not include post-season



# History

## 100-Yard Receiving Games

10/31/54	Hill, at SF	W	7-214	9/19/85	Gault, at Min	W	6-146
11/18/62	J. Morris, at Dal	W	10-201	11/24/63	Ditka, at Pit	T	7-146
9/8/02	Booker, vs. Min	W	8-198	11/10/46	Kavanaugh, at Rams	W	6-146
10/21/56	Hill, vs. Balt	W	9-198	11/12/44	McLean, vs. Bos	W	5-146
11/25/56	Hill, at NYG	T	7-195	9/24/95	Graham, at StL	L	6-145
10/23/49	Keane, at NYG	L	14-193	12/5/54	Dooley, at Chi	W	5-144
11/12/61	Ditka, vs. GB	L	9-190	10/10/54	Hill, vs. Balt	W	3-144
11/8/64	J. Morris, vs. Balt	L	10-183	10/12/47	Kavanaugh, vs. Phil	W	2-144
11/19/67	Gordon, vs. StL	W	4-178	12/26/99	Engram, at StL	L	13-143
10/29/50	Kavanaugh, at NYG	L	8-177	10/11/98	Engram, at Ariz	L	5-142
10/19/81	M. Anderson, at Det	L	6-176	10/10/77	Scott, vs. Rams	W	2-142
9/28/86	Gault, at Cin	W	7-174	12/13/70	Farmer, vs. GB	W	9-142
12/11/49	Hoffman, vs. Chi	W	8-174	10/28/56	Hill, at SF	W	7-142
12/15/63	J. Morris, at Det	W	8-171	10/7/02	Booker, vs. GB	L	12-141
12/19/99	Robinson, vs. Det	W	11-170	10/29/72	Farmer, at StL	W	5-141
10/25/64	Ditka, at Wash	L	13-168	10/13/46	McLean, vs. Rams	T	6-141
11/18/01	Booker, at TB	W	7-165	12/6/98	Engram, at Min	L	9-140
11/27/97	Proehl, at Det	L	4-164	10/4/81	Margerum, at Min	L	10-140
10/25/53	Dooley, at Rams	L	6-164	10/19/80	Scott, vs. Det	W	3-140
11/20/60	Dewveall, vs. Det	W	6-163	9/26/54	Hill, at Det	L	4-140
11/21/99	Robinson, at SD	W	6-163	10/10/71	Gordon, vs. NO	W	8-139
12/14/47	Keane, vs. Chi	L	7-161	11/18/45	Kavanaugh, vs. Det	L	6-138
10/31/99	Robinson, at Wash	L	9-161	10/22/95	Graham, vs. Hou	W	9-137
11/15/70	Gordon, at GB	L	5-158	12/11/49	Kavanaugh, vs. Chi	W	6-137
11/24/02	Booker, vs. Det	W	10-157	10/23/94	Graham, at Det	L	7-136
10/5/86	Ortego, vs. Min	W	6-157	12/23/91	Davis, at SF	L	6-136
12/7/47	McAfee, vs. Rams	L	9-157	10/17/99	Robinson, vs. Phil	L	4-136
12/9/62	Ditka, vs. Rams	W	6-155	9/20/64	J. Morris, at Min	W	10-135
11/27/94	Graham, at Ariz	W+	8-154	11/14/99	Booker, vs. Min	L	7-134
10/30/55	Hill, at Rams	W	8-151	11/16/87	Gault, at Den	L	5-133
12/16/51	Schroeder, vs. Chi	L	4-150	9/19/85	McKinnon, at Min	W	4-133
10/15/61	Galimore, vs. Balt	W	7-149	11/18/62	Ditka, at Dal	W	7-133
9/12/94	Conway, at Phil	L	7-148	10/17/54	Dooley, vs. SF	L	6-133
11/23/52	Stone, vs. Det	W	4-148	11/9/97	Proehl, at Min	L	9-132
11/14/99	Robinson, vs. Min	L	7-148	10/14/62	Ditka, vs. SF	L	8-132
11/11/79	Watts, vs. Rams	W	6-147	9/25/83	Gault, at Balt	L+	5-130
10/25/70	Farmer, vs. Det	L	6-147	9/23/61	Ditka, at Rams	W	5-130
12/15/68	Gordon, vs. GB	L	6-147	12/4/83	Gault, at GB	L	4-129
10/11/64	J. Morris, vs. Rams	W	11-147	10/1/50	Keane, at GB	L	8-129
10/11/59	Hill, vs. Rams	L	5-147	11/2/47	Kavanaugh, at Bos	W	8-129

## ALL TIED UP

The Bears have had 42 ties in their 85-year history. However, their last knotted game was a 13-13 final against the Rams on September 24, 1972 -- 523 games ago. The Bears streak is the fifth-longest current tieless streak, as well as the fifth-longest in NFL history. New England (573 games) has the longest current streak and longest in league annals, followed by Cincinnati (540) and Dallas (539) with Tennessee right behind (519).

Since 1974, when sudden death overtime was introduced, there have been just 16 ties in the entire NFL -- none by the Bears.

Before the '97 season, the last tie in the NFL was a 10-10 contest between Kansas City and Cleveland on Nov. 19, 1989. The league played 1,836 games after the Chiefs-Browns clash, (including 109 advancing to overtime), without another tie...until Nov. 16, 1997, when the Ravens and Eagles finished a game knotted 10-10. The last tie was Nov. 10, 2002 when Pittsburgh and Atlanta played to a 34-34 deadlock.



# History

## 100-Yard Receiving Games

12/19/71	Farmer, vs. Min.....	L	7-128	10/3/43	Geyer, at Det.....	W	3-113
11/25/62	Coia, at Balt.....	W	6-128	9/29/74	Wade, at Min.....	L	6-112
10/16/49	Keane, vs. Phil.....	W	8-127	12/2/62	J. Morris, vs. NYG.....	L	6-112
9/12/04	Terrell, vs. Det.....	L	5-126	12/8/96	Timpson, vs StL.....	W	6-111
10/1/00	Robinson, at GB.....	W	2-126	10/13/96	Conway, at NO.....	L	7-111
9/22/96	Conway, at Det.....	L	8-126	11/5/95	Graham, vs. Pit.....	L	5-111
11/12/95	Conway, at GB.....	L	6-126	10/22/95	Conway, vs. Hou.....	W	3-111
12/7/80	Watts, vs. GB.....	W	4-126	11/3/57	Hill, at Rams.....	W	4-111
10/4/42	McLean, at CRams.....	W	5-126	9/3/95	Conway, vs. Min.....	W	5-110
9/22/63	Ditka, at Min.....	W	8-124	10/15/89	Gentry, vs. Hou.....	L	6-110
10/9/60	J. Morris, vs. Rams.....	W	3-124	10/13/63	Ditka, at Rams.....	W	9-110
9/27/98	Engram, vs. Min.....	L	6-123	11/7/54	Hoffman, vs. GB.....	W	9-110
12/7/75	Rather, vs. Det.....	W	4-123	10/24/54	McColl, at Rams.....	L	8-110
11/14/65	J. Morris, vs. StL.....	W	5-123	11/19/39	Manske, vs. Phil.....	W	2-110
11/19/61	J. Morris, at SF.....	L	4-123	12/14/97	Conway, at StL.....	W	7-109
11/23/58	McColl, at Det.....	W	6-123	11/19/95	Graham, vs. Det.....	L	5-109
10/14/62	J. Morris, vs. SF.....	L	4-122	10/4/64	J. Morris, at SF.....	L	7-109
10/19/47	Keane, vs. Det.....	W	6-122	11/28/54	Hill, vs. Rams.....	W	6-109
11/18/56	Hill, vs. Rams.....	W	5-121	11/29/42	McLean, vs. CRams.....	W	4-109
11/11/56	Hill, vs. GB.....	W	4-121	11/12/95	Graham, at GB.....	L	7-108
11/21/99	Engram, at SD.....	W	8-121	12/6/69	Gordon, at SF.....	L	10-108
12/22/96	Conway, at TB.....	L	9-120	12/30/01	Bates, at Det.....	W	4-107
10/8/61	Ditka, at Det.....	W	5-120	9/3/95	Graham, vs. Min.....	W	8-107
10/29/78	Payton, vs. Det.....	L	7-119	9/28/81	Payton, vs. Rams.....	L	4-107
12/20/70	Gordon, at NO.....	W	9-119	11/24/77	Payton, at Det.....	W	4-107
12/13/53	Dooley, vs. Chi.....	L	8-119	11/22/70	Gordon, vs. Buf.....	W	6-107
11/16/97	Proehl, vs NYJ.....	L	11-118	11/15/64	J. Morris, at Rams.....	W	9-107
11/29/42	Pool, vs. CRams.....	W	2-118	10/20/63	J. Morris, at SF.....	L	6-107
12/5/54	Hill, at Chi.....	W	6-117	10/22/61	Ditka, vs. SF.....	W	4-107
11/14/54	Hill, vs. Clev.....	L	3-117	9/25/55	Hill, at Balt.....	L	5-107
12/13/53	Hensley, vs. Chi.....	L	4-117	11/24/02	White, vs. Det.....	W	8-106
10/23/38	Manske, vs. CRams.....	L	6-117	10/4/98	Penn, vs. Det.....	W	6-106
10/3/04	Terrell, vs. Phil.....	L	9-116	11/22/92	Davis, vs. GB.....	L	8-106
11/13/88	Gentry, at Wash.....	W	5-116	10/6/91	R. Morris, vs. Wash.....	L	5-106
11/9/86	Gault, at TB.....	W	4-116	12/19/88	McKinnon, at Min.....	L	4-106
9/15/74	Wade, vs. Det.....	W	2-116	11/27/80	Scott, at Det.....	W+	6-106
9/25/65	J. Morris, at Rams.....	L	7-116	12/5/76	Scott, at Sea.....	W	3-106
10/17/54	Hill, vs. SF.....	L	4-116	9/27/64	Ditka, at Balt.....	L	6-106
12/7/03	Booker, at GB.....	L	5-115	9/28/52	Schroeder, at GB.....	W	7-106
12/30/01	Booker, at Det.....	W	9-115	9/22/40	Swisher, at GB.....	W	2-106
12/7/97	Conway, vs. Buf.....	W	7-115	11/11/90	Davis, vs. Atl.....	W	5-105
9/11/83	Payton, vs. TB.....	W	6-115	10/22/78	Scott, at TB.....	L	5-105
9/26/71	Gordon, at Min.....	W	10-115	12/3/67	Gordon, at SF.....	W	7-105
10/9/60	Dewveall, vs. Rams.....	W	6-115	10/8/61	Farrington, at Det.....	W	2-105
10/19/52	Schroeder, vs. SF.....	L	4-115	11/29/59	Dewveall, at Chi.....	W	3-105
11/20/49	Kavanaugh, at Wash.....	W	4-115	9/21/80	Watts, vs. Min.....	L	2-104
12/5/37	McDonald, vs. Chi.....	W	6-115	10/21/79	Baschnagel, at Min.....	L	4-104
10/7/01	Robinson, at Atl.....	W	9-114	10/3/65	Sayers, at GB.....	L	5-104
10/18/92	Waddle, vs. TB.....	W	3-114	12/4/60	Coia, at GB.....	L	3-104
10/6/85	Moorehead, at TB.....	W	8-114	11/25/45	Margarita, vs. Pit.....	W	6-104
10/13/74	Rather, at Atl.....	L	6-114	9/18/83	Gault, at NO.....	L+	4-103
10/8/78	Scott, at GB.....	L	9-113	12/16/79	Watts, vs. StL.....	W	6-103
10/2/77	Rather, vs. NO.....	L	6-113	11/9/47	Kavanaugh, vs. GB.....	W	4-103
12/12/65	Jones, vs. SF.....	W	3-113	10/3/99	Conway, vs. NO.....	W	8-103
11/13/55	Hill, vs. Rams.....	W	3-113	12/17/95	Graham, vs. TB.....	W	5-102



# History

## 100-Yard Receiving Games

9/23/91	Waddle, vs. NYJ.....W+.....4-102	11/30/03	Gage, vs. Ariz.....W.....4-100
11/8/87	N. Anderson, at GB.....W.....5-102	12/10/00	Kennison, vs. NE.....W.....8-100
12/26/82	Payton, at Rams.....W.....5-102	10/27/97	Conway, at Mia.....W.....6-100
12/17/61	Ditka, vs. Min.....W.....8-102	11/29/92	Waddle, at Clev.....L.....4-100
10/27/57	Hill, at SF.....L.....5-102	12/6/69	Wallace, at SF.....L.....10-100
9/30/56	Hill, at Balt.....L.....4-102	11/26/64	J. Morris, at Det.....W.....7-100
10/26/47	Keane, at Wash.....W.....9-102	10/21/62	Ditka, vs. Balt.....W.....4-100
10/6/96	Conway, vs GB.....L.....9-101	11/24/40	Kavanaugh, vs. CRams..W.....3-100
12/11/60	Dooley, at Clev.....L.....7-101		

### 58 receivers in 189 games\*

207 total 100-yard games  
(18 games-see below-have had multiple 100-yard receivers)

Five games have gone into overtime;  
three have ended in a tie (before OT  
was adopted).

### TOTAL: 104-82-3 (.558)

At home: 57-34-1 (.625)

On the road: 47-48-2 (.495)

### TWO 100-YARD RECEIVERS:

11/29/42 vs. ClevR --†McLean, Pool (W)
12/11/49 vs. Chi -- Hoffman, Kavanaugh (W)
12/13/53 vs. Chi -- Dooley, Hensley (L)
10/17/54 vs. SF -- Dooley, Hill (L)
12/5/54 at Chi -- Dooley, Hill (W)
10/9/60 vs. Rams -- Dewveall, Morris (W)
10/8/61 at Det -- Ditka, Farrington (W)
10/14/62 vs. SF -- Ditka, Morris (L)
11/18/62 at Dal -- Ditka, Morris (W)
12/6/69 at SF -- Gordon, Wallace (L)
9/19/85 at Min -- Gault, McKinnon (W)
9/3/95 vs. Min -- Conway, Graham (W)
10/22/95 vs. Hou --†Conway, Graham (W)
11/12/95 at GB --†Conway, Graham (L)
11/14/99 vs. Min -- Booker, Robinson (L)
11/21/99 at SD -- Engram, Robinson (W)
12/30/01 at Det -- Booker, Bates (W)
11/24/02 vs. Dal -- Booker, White (W)

### BY MONTH:\*

September	13-16-0 (.448)
October	31-34-1 (.477)
November	38-16-2 (.696)
December	22-16-0 (.579)

### 100-YARD PLAYOFF GAMES:

129 -- Gault, vs. NE, 1/26/86
122 -- Magnani, vs. Wash., 12/26/43
108 -- McKinnon, vs. Phil., 12/31/88
104 -- Waddle, vs. Dal., 12/29/91

### ON THE ROAD: (five games min.)

at Baltimore	1-4
at Detroit	8-5
at Green Bay	3-8
at Minnesota	4-6
at LA Rams	7-3
at San Francisco	3-6

### BY RECEIVER:\*

Anderson, Marcus, WR	0-1
Anderson, Neal, RB	1-0
Baschnagel, Brian, WR	0-1
Bates, D'Wayne, WR	1-0
Booker, Marty, WR	4-3
Coia, Angelo, HB	1-1
Conway, Curtis, WR	6-6
Davis, Wendell, WR	1-2
Dewveall, Willard, E	3-0
Ditka, Mike, TE	9-4-1
Dooley, Jim, E	1-4
Engram, Bobby, WR	1-4
Farmer, George, WR	2-2
Farrington, John, E	1-0
Gage, Justin, WR	1-0
Galimore, Willie, HB	1-0
Gault, Willie, WR	3-4
Gentry, Dennis, WR	1-1
Geyer, Bill, HB	1-0
Gordon, Dick, WR	6-3
Graham, Jeff, WR	4-5
Hensley, Dick, E	0-1
Hill, Harlon, E	11-7-1
Hoffman, John, E	2-0
Jones, Jimmy, E	1-0
Kavanaugh, Ken, E	7-2
Keane, Jim, E	3-3
Kennison, Eddie, WR	1-0
Manske, Edgar "Eggs", E	1-1
Margarita, Bob, HB	1-0
Margerum, Ken, WR	0-1
McAfee, George, HB	0-1
McColl, Bill, E	1-1
McDonald, Lester, E	1-0
McKinnon, Dennis, WR	1-1
McLean, Ray, HB	3-0-1
Moorehead, Emery, TE	1-0
Morris, Johnny, WR	8-7
Morris, Ron, WR	0-1
Ortego, Keith, WR	1-0
Payton, Walter, RB	3-2
Penn, Chris, WR	1-0
Pool, Hampton, E	1-0
Proehl, Ricky, WR	0-3
Rather, Bo, WR	1-2
Robinson, Marcus, WR	4-3

Sayers, Gale, RB	0-1
Schroeder, Gene, E	1-2
Scott, James, WR	4-2
Stone, Billy, HB	1-0
Swisher, Bob, HB	1-0
Terrell, David, WR	0-2
Timpson, Michael, WR	1-0
Waddle, Tom, WR	2-1
Wade, Charles, WR	1-1
Wallace, Bob, E	0-1
Watts, Rickey, WR	3-1
White, Dez, WR	1-0

### BY TEAM:\*

Arizona Cardinals	2-1
St. Louis Cardinals	4-0
Chicago Cardinals	4-3
Atlanta Falcons	2-1
Baltimore Colts	5-5
Boston Yanks	2-0
Buffalo Bills	2-0
Cincinnati Bengals	1-0
Cleveland Browns	0-3
Dallas Cowboys	1-0
Denver Broncos	0-1
Detroit Lions	17-10
Green Bay Packers	9-13
Houston Oilers	1-1
Miami Dolphins	1-0
Minnesota Vikings	8-10
New England Patriots	1-0
New Orleans Saints	3-3
New York Giants	0-3-1
New York Jets	1-1
Philadelphia Eagles	3-3
Pittsburgh Steelers	1-1-1
St. Louis Rams	2-2
Los Angeles Rams	15-6-1
Cleveland Rams	3-1
San Diego Chargers	1-0
San Francisco 49ers	5-9
Seattle Seahawks	1-0
Tampa Bay Buccaneers	6-2
Washington Redskins	3-3

\*Does not include post-season



# History

## 300-Yard Passing Games

12/11/49	Lujack, vs. Chi .....	W	39-24-468	10/29/50	Lujack, at NY Yankees.....	L	39-20-331
11/18/62	Wade, at Dal .....	W	46-28-466	10/8/61	Wade, at Det .....	W	25-13-330
11/14/43	Luckman, at NYG.....	W	32-21-433	11/25/62	Wade, at Balt.....	W	32-23-328
11/14/99	Miller, vs. Min .....	L+	48-34-422	10/11/59	Brown, vs. Rams.....	L	29-14-323
9/27/98	Kramer, vs. Min.....	L	39-25-372	11/19/61	Wade, at SF .....	L	34-18-323
10/17/54	Blanda, vs. SF .....	L	47-21-359	10/25/64	Wade, at Wash.....	L	57-33-321
11/4/01	Matthews, vs. Cle .....	W+	50-30-357	10/23/49	Lujack, at NYG .....	L	52-29-319
11/21/99	Miller, at SD.....	W+	38-25-357	11/12/95	Kramer, at GB.....	L	38-23-318
10/14/62	Wade, vs. SF .....	L	34-18-356	10/21/62	Wade, vs. Balt .....	W	26-13-318
12/17/61	Wade, vs. Min.....	W	34-23-355	9/24/95	Kramer, at StL.....	L	38-27-317
11/16/97	Kramer, vs. NYJ.....	L	60-32-354	12/7/80	Evans, vs. GB .....	W	22-18-316
10/7/02	Miller, vs. GB.....	L	49-27-353	10/12/47	Luckman, vs. Phil .....	W	25-14-314
10/22/95	Kramer, vs. Hou .....	W	41-24-349	11/16/87	McMahon, at Den.....	L	34-21-311
12/12/65	Bukich, vs. SF.....	W	32-16-347	10/23/94	Kramer, at Det .....	L	48-29-309
10/27/97	Kramer, at Mia.....	W+	50-32-343	10/4/81	Evans, at Min.....	L	43-26-307
10/19/47	Luckman, vs. Det.....	W	26-18-342	12/13/53	Blanda, vs. Chi.....	L	37-20-306
9/20/64	Wade, at Min.....	W	31-23-341	10/18/92	Harbaugh, vs. TB.....	W	26-13-304
10/24/54	Blanda, at Rams.....	L	46-28-338	12/6/98	Stenstrom, at Min.....	L	42-25-303
12/13/70	Concannon, vs. GB .....	W	34-21-338	9/23/91	Harbaugh, vs. NYJ .....	W+	42-28-303
11/19/67	Concannon, vs. StL.....	W	24-11-336	9/24/89	Tomczak, at Det.....	W	25-15-302
10/16/83	Evans, at Det.....	L	45-28-336	12/6/69	Carter, at SF .....	L	49-31-301
10/25/53	Blanda, at Rams.....	L	47-23-334	12/19/99	McNown, vs. Det.....	W	36-27-301
10/9/60	Brown, vs. Rams .....	W	21-13-333	+ Overtime game			

### 45 300-yard passing games

Five games have gone into OT.  
None occurred in the playoffs.

9 games have been at Soldier Field:

Evans, 12/7/80 vs. GB (W)  
Harbaugh, 9/23/91 vs. NYJ (W)  
Harbaugh, 10/18/92 vs. TB (W)  
Kramer, 10/22/95 vs. Hou (W)  
Kramer, 11/16/97 vs. NYJ (L)  
Kramer, 9/27/98 vs. Min (L)  
Miller, 11/14/99 vs. Min (L)  
McNown, 12/19/99 vs. Det (W)  
Matthews, 11/4/01 vs. Cle (W)

### TOTAL: 23-22 (.511)

At home: 15-8 (.652)  
On the road: 8-14 (.364)

### BY DECADE:

1940-49	4-1 (.800)
1950-59	0-6 (.000)
1960-69	9-4 (.692)
1970-79	1-0 (1.000)
1980-89	2-3 (.400)
1990-99	6-7 (.462)
2000-	1-1 (.500)

### BY MONTH:

September	3-2 (.600)
October	8-12 (.400)
November	6-5 (.545)
December	6-3 (.667)

### BY QUARTERBACK:

Blanda, George	0-4
Brown, Ed	1-1
Bukich, Rudy	1-0
Carter, Virgil	0-1
Concannon, Jack	2-0
Evans, Vince	1-2
Harbaugh, Jim	2-0
Kramer, Erik	2-5
Luckman, Sid	3-0
Lujack, Johnny	1-2
Matthews, Shane	1-0
McMahon, Jim	0-1
McNown, Cade	1-0
Miller, Jim	1-2
Stenstrom, Steve	0-1
Tomczak, Mike	1-0
Wade, Bill	6-3

### BY TEAM:

Arizona Cardinals	0-0
St. Louis Cardinals	1-0
Chicago Cardinals	1-1
Baltimore Colts	2-0
Cleveland Browns	1-0
Dallas Cowboys	1-0
Denver Broncos	0-1
Detroit Lions	4-2
Green Bay Packers	2-2
Houston Oilers	1-0
Miami Dolphins	1-0
Minnesota Vikings	2-4
New York Giants	1-1
New York Jets	1-1
New York Yanks	0-1
Philadelphia Eagles	1-0
San Diego Chargers	1-0
San Francisco 49ers	1-4
St. Louis Rams	0-1
Los Angeles Rams	1-3
Tampa Bay Buccaneers	1-0
Washington Redskins	0-1

# History

## Quarterbacks Starting Records

1961-2005 (Regular Season only)

	1961	1962	1963	1964	1965	1966	1967	1968	1969	1970	1971	Total
Billy Wade	8-6	9-5	11-1-2	2-8	0-2	0-0						30-22-2
Rudy Bukich		0-0	0-0	3-1	9-3	5-7-2	0-0	0-0				17-11-2
Larry Rakestraw				0-0	0-0	0-0	0-2	0-2				0-4
Jack Concannon							7-4-1	3-4	0-5	5-8	2-1	17-22-1
Virgil Carter								4-1	0-2			4-3
Bobby Douglass									1-6	1-0	3-4	continued
Kent Nix										0-0	1-3	1-3
Season Totals	8-6	9-5	11-1-2	5-9	9-5	5-7-2	7-6-1	7-7	1-13	6-8	6-8	

	1972	1973	1974	1975	1976	1977	1978	1979	1980	1981	1982	Total
Bobby Douglass	4-9-1	3-9	1-2	0-1								13-31-1
Gary Huff		0-2	3-8	2-7	0-0							5-17
Bob Avellini				2-2	7-7	9-5	4-8	1-2	0-0	0-0	0-2	continued
Mike Phipps						0-0	3-1	9-1	2-4			14-6
Vince Evans						0-0	0-0	0-3	5-5	6-10	0-0	continued
Jim McMahon											3-4	continued
Season Totals	4-9-1	3-11	4-10	4-10	7-7	9-5	7-9	10-6	7-9	6-10	3-6	

	1983	1984	1985	1986	1987	1988	1989	1990	1991	1992	1993	Total
Bob Avellini	0-0	0-1										23-24
Vince Evans	1-2											12-20
Jim McMahon	7-6	7-2	11-0	6-0	5-1	7-2						46-15
Steve Fuller		2-2	4-1	0-2								6-5
Rusty Lisch		0-1										0-1
Greg Landry		1-0										1-0
Mike Tomczak			0-0	7-0	4-2	4-1	5-6	1-1				21-10
Doug Flutie				1-0								1-0
Mike Hohensee					2-0							2-0
Steve Bradley					0-1							0-1
Jim Harbaugh					0-0	1-1	1-4	10-4	11-5	5-8	7-8	35-30
Peter Tom Willis								0-0	0-0	0-2	0-1	0-3
Will Furrer										0-1		0-1
Shane Matthews											0-0	continued
Season Totals	8-8	10-6	15-1	14-2	11-4	12-4	6-10	11-5	11-5	5-11	7-9	



# History

## Quarterbacks Starting Records

	1994	1995	1996	1997	1998	1999	2000	2001	2002	2003	2004	Total
Erik Kramer	1-4	9-7	1-3	4-9	3-5							18-28
Steve Walsh	8-3	0-0										8-3
Dave Krieg			6-6									6-6
Rick Mirer				0-3								0-3
Steve Stenstrom		0-0	0-0	0-0	1-6							1-6
Moses Moreno					0-1							0-1
Shane Matthews	0-0		0-0			3-4	3-2	2-1				8-7
Cade McNown						2-4	1-8					3-12
Jim Miller					0-0	1-2	1-1	11-2	2-6			15-11
Chris Chandler									2-5	3-3		5-8
Henry Burris									0-1			0-1
Kordell Stewart										2-5		2-5
Rex Grossman										2-1	1-2	continued
Jonathan Quinn											0-3	0-3
Craig Krenzel											3-2	3-2
Chad Hutchinson											1-4	1-4
Season Totals	8-8	10-6	15-1	14-2	11-4	12-4	6-10	11-5	11-5	5-11	7-9	

	2005	2006	2007	2008	2009	2010	2011	2012	2013	2014	2015	Total
Rex Grossman	1-0											4-3
Kyle Orton	10-5											10-5
Jeff Blake	0-0											0-0
Season Totals	11-5											

### FORMULA for QB RATING

"Quarterback Rating" is the most complicated of the NFL's official statistics. The formula uses five factors: attempts, completions, gross yardage, touchdowns and interceptions. It was designed so that a score of 100 would be great with 90 being very good, 80 being good – similar to an A-B-C grading scale.

Here's the formula which works when entered into Microsoft Excel. Be careful, there are 196 characters which must be typed perfectly, without any spaces, in order for everything to calculate correctly:

**=(ROUND((((MAX(MIN(2.375,(((B1\*100)/A1)-30)\*(0.05)),0)))+(MAX(MIN(2.375,(((D1\*100)/A1)\*(0.2)),0)))+(MAX(MIN(2.375,(((E1\*100)/A1)-9.5)\*(-0.25)),0)))+(MAX(MIN(2.375,(((C1/A1)-3)\*(0.25)),0)))\*100)/6,1))**

A1 = ATTEMPTS; B1 = COMPLETIONS; C1 = GROSS YARDS; D1 = TOUCHDOWNS; E1 = INTERCEPTIONS

# History

## All-Time First Round Draft Picks

Yr	No.	Name (pos)	College	Yr	No.	Name (pos)	College
2006	26	(To BUF for 2nd & 3rd round selections)		1967	10	Lloyd Phillips (DE)	Arkansas
2005	4	Cedric Benson (RB)	Texas	1966	12	George Rice (DT)	LSU
2004	14	Tommie Harris (DT)	Oklahoma	1965a	3	Dick Butkus (LB)	Illinois
2003a	14	Michael Haynes (DE)	Penn State			(from Pit. for '64 2nd and 4th rd picks)	
		(from New England through Buffalo)		1965b	4	Gale Sayers (RB)	Kansas
2003b	22	Rex Grossman (QB)	Florida	1965c	6	Steve DeLong (DE)	Tennessee
		(from New York Jets)				(from Wash. for Coia and Williams)	
2002	29	Marc Colombo (OT)	Boston College	1964	14	Dick Evey (DT)	Tennessee
2001	8	David Terrell (WR)	Michigan	1963a	10	(To LA Rams for RB Joe Marconi)	
2000	9	Brian Urlacher (LB)	New Mexico	1963b	11	Dave Behrman (C)	Michigan State
1999	12	Cade McNown (QB)	UCLA			(from Pit. for QB Ed Brown)	
1998	5	Curtis Enis (RB)	Penn State	1962	7	Ronnie Bull (RB)	Baylor
1997	11	(To Sea. for QB Rick Mirer and 4th rd pick)		1961	5	Mike Ditka (TE)	Pittsburgh
1996	13	Walt Harris (CB)	Miss. St.	1960	7	Roger Davis (G)	Syracuse
1995	21	Rashaan Salaam (RB)	Colorado	1959	7	Don Clark (HB)	Ohio State
1995	11	John Thierry (DE)	Alcorn St.	1958	7	Chuck Howley (LB/G)	West Virginia
1993	7	Curtis Conway (WR)	USC	1957	13	Earl Leggett (DT)	LSU
1992	22	Alonzo Spellman (DT)	Ohio State	1956	10	Menan "Tex" Schriewer (E)	Texas
1991	22	Stan Thomas (T)	Texas	1955	11	Ron Drzewiecki (HB)	Marquette
1990	6	Mark Carrier (S)	USC	1954	6	Stan Wallace (HB)	Illinois
1989a	11	Donnell Woolford (CB)	Clemson	1953	6	Billy Anderson (HB)	Compton JC
		(from LA Raiders for WR Willie Gault)		1952	8	Jim Dooley (FL/HB)	Miami (FL)
1989b	12	Trace Armstrong (DE)	Florida	1951a	2	Don Williams (QB)	Notre Dame
		(from Wash. for LB Wilber Marshall)				(from New York Yanks)	
1989c	25	(To Miami for 2nd and 3rd rd picks)		1951b	10	Billy Stone (HB)	Bradley
1988a	23	Brad Muster (FB)	Stanford			(from disbanded Colts)	
1988b	27	Wendell Davis (WR)	LSU	1951c	16	Gene Schroeder (E)	Virginia
		(from Wash. for LB Wilber Marshall)		1950a	2	Chuck Hunsinger (HB)	Florida
1987	26	Jim Harbaugh (QB)	Michigan	1950b	10	Harper Davis (HB)	Mississippi St.
1986	27	Neal Anderson (RB)	Florida			(from dispersal draft)	
1985	22	William Perry (DT)	Clemson	1949	10	Dick Harris (C)	Texas
1984	11	Wilber Marshall (LB)	Florida	1948a	7	Bobby Layne (QB)	Texas
1983a	6	Jim Covert (T)	Pittsburgh			(from Det. through Pit. for HB Ray Evans)	
1983b	18	Willie Gault (WR)	Tennessee	1948b	13	Max Baumgardner (E)	Texas
		(from Tampa Bay for 1982 2nd rd pick)		1947a	1	Bob Fenimore (HB)	Oklahoma A&M
1982	5	Jim McMahon (QB)	BYU			(Bonus choice)	
1981	11	Keith Van Horne (T)	USC	1947b	11	Don Kindt (HB)	Wisconsin
1980	19	Otis Wilson (LB)	Louisville	1946	4	Johnny Lujack (QB)	Notre Dame
1979a	4	Dan Hampton (DT)	Arkansas	1945	7	Don Lund (HB)	Michigan
		(from Tampa Bay for DT Wally Chambers)		1944	8	Ray Evans (HB)	Kansas
1979b	9	Al Harris (DE)	Arizona State	1943	9	Bob Steuber (HB)	Missouri
1978	20	(To Cleveland for QB Mike Phipps)		1942	10	Frankie Albert (QB)	Stanford
1977	15	Ted Albrecht (T)	California	1941a	1	Tom Harmon (HB)	Michigan
1976	8	Dennis Lick (T)	Wisconsin			(from Phil. for C John Schiechl)	
		(from Det. for 1st and 3rd rd picks)		1941b	3	Norm Standlee (FB)	Stanford
1975	4	Walter Payton (RB)	Jackson State			(from Pit. for QB Billy Patterson)	
1974a	4	Waymond Bryant (LB)	Tennessee St.	1941c	9	Don Scott (HB)	Ohio State
1974b	20	Dave Gallagher (DE)	Michigan	1940	7	Clyde Turner (C/LB)	Hardin-Simmons
		(from LA Rams for WR Dick Gordon)		1939a	2	Sid Luckman (QB)	Columbia
1973	8	Wally Chambers (DT)	E. Kentucky	1939b	6	Bill Osmanski (FB)	Holy Cross
1972a	3	Lionel Antoine (T)	S. Illinois			(from Pit. for E Eggs Manske)	
		(from NY Giants for Hyland and McRae)		1938	10	Joe Gray (HB)	Oregon State
1972b	12	Craig Clemons (S)	Iowa	1937	8	Les McDonald (E)	Nebraska
1971	11	Joe Moore (RB)	Missouri	1936	6	Joe Stydahar (T)	West Virginia
1970	2	(To GB for Caffey, Pitts, and Hyland)					
1969	14	Rufus Mayes (T)	Ohio State				
1968	17	Mike Hull (RB)	USC				



# History

## All-Time Bears Drafts

### 1936 (Feb 8)

1. Stydahar, Joe, T, West Virginia
2. Michaels, Eddie, G, Villanova
3. Roscoe, George, B, Minnesota
4. Allman, Bob, E, Michigan St.
5. Oech, Vern, T, Minnesota
6. Christofferson, Ted, B, Wash. St.
7. Smith, Dick, T, Minnesota
8. Sylvester, John, E, Rice
9. Fortmann, Dan, G, Colgate

### 1937 (Dec 12, 1936)

1. McDonald, Les, E, Nebraska
2. Stewart, Marv, C, LSU
3. Plasman, Dick, E, Vanderbilt
4. Hammond, Henry, E, SW (KS)
5. Conkright, Bill "Red," C, Okla.
6. Bjork, Del, T, Oregon
7. Friedman, J.W. "Buck," B, Rice
8. Toth, Steve, B, Northwestern
9. Guepe, Al, B, Marquette
10. Wade, Ed "Red," T, Utah St.

### 1938 (Dec 12, 1937)

1. Gray, Joe, B, Oregon St.
2. Famiglietti, Gary, B, Boston U.
3. Zarnas, Gust, G, Ohio St.
4. Masterson, Bob, E, Miami (FL)
5. Ramsey, Frank, G, Oregon St.
6. Sims, Fletcher, B, Georgia Tech
7. Schwarz, Alex, T, San Francisco
8. Weger, John, T, Butler
9. Mickovsky, Ray, B, Case W. Res.
10. Dreher, Fred, E, Denver

### 1939 (Dec 8, 1938)

- 1a. Luckman, Sid, QB, Columbia (from Pitt)
- 1b. Osmanski, Bill, B, Holy Cross
2. Wysocki, John, E, Villanova
3. Delaney, Joe, T, Holy Cross
4. Choice to Brooklyn
5. Heileman, Charlie, E, Iowa St.
6. Dannies, Bob, C, Pittsburgh
7. Bray, Ray, G, Western Michigan
8. Wood, Walt, B, Tennessee
9. Braga, Al, B, San Francisco
10. Roise, Hal, B, Idaho
11. Bock, Ed, G, Iowa St.
12. Stolfa, Anton, B, Luther
13. Voigts, Bob, T, Northwestern
14. Armstrong, Ken, T, Tarkio
15. Masters, Raphael, E, Newberry
16. Sherman, Solly, B, Chicago
17. Simonich, Ed, B, Notre Dame
18. Vogeler, George, C, Okla. St.
19. Forte, Aldo, T, Montana
20. Kircher, Everett, B, Iowa St.

### 1940 (Dec 9, 1939)

1. Turner, Clyde "Bulldog," C/LB, Hardin-Simmons
2. Kavanaugh, Ken, E, LSU
3. Kolman, Ed, T, Temple
4. Woudenberg, John, T, Denver
5. Akin, Leonard, G, Baylor
6. Fordham, Jim, B, Georgia
7. Pool, Hampton, G, Stanford
8. Pace, Tom, B, Utah
9. Artoe, Lee, T, California
10. McCubbin, Bill, E, Kentucky
11. Clark, Harry, B, West Virginia
12. Crisci, Frank, T, Case W Reserve
13. Barnes, Sherm, E, Baylor
14. Christianson, Al, B, Knox

15. White, Wilbur, T, Bradley
16. Schlosser, Ralph, C, Gonzaga
17. Popov, John, B, Cincinnati
18. Bussey, Young, B, LSU
19. McLaran, Ray, B, St. Anselm
20. Kichefski, Walt, E, Miami (FL)

### 1941 (Dec 19, 1940)

1. Harmon, Tom, B, Michigan
2. Standlee, Norm, B, Stanford
3. Scott, Don, B, Ohio St.
4. Gallarneau, Hugh, B, Stanford
5. O'Rourke, Charley, B, Boston College
6. O'Boyle, Tommy, G, Tulane
7. Federovich, John "Ace," T, Davis & Elkins
8. Hartman, Fred, T, Rice
9. Rankin, Dave, E, Purdue
10. Matuza, Al, C, Georgetown
11. Laher, Hal, G, Oklahoma
12. LaLanne, Jim, B, N Carolina
13. Hardin, Jim, E, Kentucky
14. Morrow, Bob, E, Ill. Wesleyan
15. Johnson, Jim, B, Santa Clara
16. Martin, Johnny, B, Oklahoma
17. Mulkey, Jack, E, Fresno St.
18. Osterman, Bob, C, Notre Dame
19. Glenn, Bill, B, Eastern Illinois
20. Hahnenstein, Ollie, B, N'western

### 1942 (Dec 22, 1941)

1. Albert, Frankie, B, Stanford
2. Boratyn, Joe, B, Holy Cross
3. Ruby, Martin, T, Texas A&M
4. Burrus, H.C., E, Hardin-Simm.
5. Jeffries, Bob, G, Missouri
6. Maznicki, Frank, B, Boston Coll.
7. Petty, John, B, Purdue
8. Mullins, Noah "Moon," B, Kent.
9. Geyer, Bill, B, Colgate
10. Daniell, Jim, T, Ohio St.
11. Hunt, Jack, B, Marshall
12. Gude, Henry, C, Vanderbilt
13. Krutulis, Joe, E, Miami (FL)
14. Abel, George, G, Nebraska
15. Edmiston, Don, T, Tennessee
16. Rast, Holt, E, Alabama
17. Jones, Edgar, B, Pittsburgh
18. Tessoroff, Bill, T, Gonzaga
19. Kissell, Adolph, B, Boston Coll.
20. Clarkson, Stu, C, Texas A & I

### 1943 (Apr 8)

1. Steuber, Bob, HB, Missouri
2. Evans, Fred, HB, Notre Dame
3. Stramm, Ed, T, Stanford
4. Palmer, Derrell, T, TCU
5. Vucinich, Milt, C, Stanford
6. Beals, Allyn, E, Santa Clara
7. Jurkovich, Jim, HB, California
8. Lamb, W.G. "Dub," E, Okla.
9. Hammett, Ray, QB, Stanford
10. Zikmund, Al, HB, Nebraska
11. Wood, Clark, T, Kentucky
12. Arms, Loyd, T, Oklahoma St.
13. Sturdy, Lyle, FB, Wichita St.
14. Tomlinson, Buddy, T, Hardin-Simmons
15. Preston, Pat, T, Wake Forest
16. Norberg, Hank, E, Stanford
17. Lyons, Pat, E, Wisconsin
18. Butler, Marion, HB, Clemson
19. Santucci, Al, C, Santa Clara
20. Johnson, Orville, G, SMU

21. Boudreau, Wally, HB, Boston Coll.
22. Baumann, Bob, T, Wisconsin
23. Holtscher, Elwood, C, Shurtleff
24. Keller, Ben, G, Duquesne
25. Block, Charley, E, Shurtleff
26. Brannon, Ted, T, Rice
27. Wayne, Lou, E, Texas
28. Creevy, Dick, HB, Notre Dame
29. Buffington, Bill, HB, Purdue
30. Peterson, Woody, FB, Utah

### 1944 (Apr 19)

1. Evans, Ray, B, Kansas
2. Smeja, Rudy, E, Michigan
3. Croft, Abe, E, SMU
4. Stanley, C.B., T, Tulsa
5. Seeley, Darwin, C, Stanford
6. Fawcett, Randall, B, Stanford
7. Morton, Jack, E, Missouri
8. Starford, Bill, C, Wake Forest
9. Houston, Lin, G, Ohio St.
10. Moore, J.P., B, Vanderbilt
11. Duffey, Bill, E, Georgetown
12. Hartley, Joe, T, LSU
13. Milner, Bill, G, Duke
14. Hirsch, Ed, B, Northwestern
15. Ryckley, Ed, E/G, Georgia Tech
16. Plasman, Howdy, B, Miami (FL)
17. French, Barry, T, Purdue
18. Taylor, Paul, B, USC
19. Margarita, Hank, B, Brown
20. Davis, Ed, B, Oklahoma
21. Jamison, Dick, T, USC
22. Borka, Jack, B, Kansas St.
23. Ruskusky, Roy, E, St. Mary's (CA)
24. Franck, Harry, B, Northwestern
25. McKewan, Jack, T, Alabama
26. Mitchell, Charley, B, Tulsa
27. Boyle, Pat, G, Wisconsin
28. Pepper, Bernie, T, Missouri
29. Vogt, Karl, T, Villanova
30. Endres, Bob, G, Colgate

### 1945 (Apr 6)

1. Lund, Don, B, Michigan
2. Allen, Charley, B, SMU
3. Masterson, Forest, C, Iowa
4. Shaw, Wayne, B, SMU
5. Burges, Glen, T, Tulsa
6. O'Brien, Pat, T, Purdue
7. Mayther, Bill, C, Oregon
8. Poe, Bill, B, Clemson
9. Avery, Chuck, B, Minnesota
10. Boyd, Jack, B, UCLA
11. Ellsworth, Ralph, B, Texas
12. Mattioli, Frank, G, Pittsburgh
13. Gibson, Merle, E, TCU
14. Creevey, John, B, Notre Dame
15. Sacrinty, Nick, B, Wake Forest
16. Keane, Jim, C, Iowa
17. Niedziela, Bruno, T, Iowa
18. Williams, Broughton, E, Florida
19. Stickel, Walt, T, Pennsylvania
20. Livingston, Bob, B, Notre Dame
21. Vargon, Mike, E, Kansas St.
22. Wright, Charley, G, Iowa St.
23. Green, Jack, G, Alabama
24. Gambino, Lu, B, Indiana
25. Jones, Ray, B, Texas
26. Hary, Bob, B, Minnesota
27. Forkovich, Nick, B, William & Mary
28. Robinson, Don, B, Michigan
29. Johnston, Wayne, B, Marq.
30. Groves, George, C, Marq.

# History All-Time Bears Drafts

## 1946 (Jan 14)

1. Lujack, Johnny, QB, Notre Dame
2. Rykovich, Julie, B, Illinois
3. Broyles, Frank, QB, Georgia Tech
4. Knotts, Ernie, G, Duke
5. Schneider, Don, B, Pennsylvania
6. Scruggs, Ted, E, Rice
7. Beard, Wendell, T, California
8. Ziegler, John, B, Colorado
9. Dropo, Walt, E, Connecticut
10. Harris, Bill, C, Auburn
11. Allen, Eddie, B, Pennsylvania
12. Bauman, Frank, E, Illinois
13. Nostrum, Reed, T, Utah
14. Chatterton, Dick, B, BYU
15. Timko, Johnny, C, Temple
16. Hazelwood, Ted, T, No. Carolina
17. Johnson, Dick, C, Baylor
18. Boettcher, Art, B, Shurtleff
19. Gallagher, Tom, B, Illinois
20. Adams, Johnny, B, Denver
21. Widseth, Dean, T, Bemidji St.
22. Kochins, George, T, Bucknell
23. Hoisch, Al, B, Stanford
24. Grgich, Visco, E, Santa Clara
25. Richards, Allen, B, Cincinnati
26. Tunstall, Jess, B, Kentucky
27. Smock, Ken, B, Purdue
28. Weldon, Howard, G, N Carolina
29. Cook, Johnny, B, Georgia
30. Franch, Harry, B, Northwestern

## 1947 (Dec 16, 1946)

- 1a. Fenimore, Bob, HB, Okla. St.  
(Bonus choice)
- 1b. Kindt, Don, HB, Wisconsin
2. Minini, Frank, FB, San Jose St.
- 3a. Canady, Jim, HB, Texas
- 3b. Merriam, Lloyd, B, Stanford  
(from Chi Cards)
- 4a. Wetz, Harlan, T, Texas
- 4b. Stephens, Roger, B, Cincinnati  
(from Phil)
5. Moseley, Reid, E, Georgia
6. Smith, H.A., E, Mississippi
7. Eddleman, Dwight, HB, Illinois
8. Tucker, Arnold, QB, Army
9. Hatch, Larry, HB, Washington
10. Adame, Tony, C, Ohio St.
11. Fritz, Emil, G, Maryland
12. Turner, Jim, T, California
13. Goodall, Wayne, E, Okla. City
14. Gagne, Verne, E, Minnesota
15. Dreyer, Wally, HB, Wisconsin
16. Pupa, Walt, FB, North Carolina
17. McLeilan, John, T, Montana St.
18. Cromer, Bill, FB, Texas
19. Reader, Russ, HB, Michigan St.
20. Batchelor, Jim, B, East Texas St.
21. Lawler, Allen, HB, Texas
22. Berlin, Gordon, C, Washington
23. Cunningham, John, E, California
24. Morris, Max, B, Northwestern
25. Morris, Bill, E, Oklahoma
26. Baumgardner, Joe, Bill, HB, Texas
27. McCarthy, Jerry, E, Pennsylvania
28. Pierce, Jack, HB, Illinois
29. Ehlers, Ed, HB, Purdue

## 1948 (Dec 19, 1947)

- 1a. Layne, Bobby, QB, Texas  
(from Pittsburgh)
- 1b. Bumgardner, Max, E, Texas

2. Garrett, Dub, T, Mississippi St.
3. Ramsey, Knox, G, Will. & Mary
4. Brugge, Bob, B, Ohio St.
5. Choice to Detroit
6. McWilliams, Tom, B, Army, Miss. St.
7. Mills, Malachi, T, Va. Military
8. Flanagan, Dick, E, Ohio St.
9. McDowell, Jim, G, Will. & Mary
10. Sheehan, Mel, E, Missouri
11. Scott, Dick, C, Navy
12. Cline, Ollie, B, Ohio St.
13. Goode, Rob, B, Texas A&M
14. Grimsen, Clyde, E, Purdue
15. Fallon, John, G, Notre Dame
16. Brown, Ray, B, Virginia
17. Hileman, Bob, C, California
18. Gay, Thurman, T, Oklahoma St.
19. Blount, Ralph, E, Texas
20. Boone, JR, B, Tulsa
21. Duncan, Jim, E, Wake Forest
22. Gatewood, Jimmy, B, Georgia
23. Brumm, George, C, Pacific
24. Dietzel, Paul, C, Miami (OH)
25. Clasby, Ed, B, Boston College
26. Hardison, Fred, E, Duke
27. Van Deren, Frank, E, California
28. Pietkiewicz, Al, E, San Francisco
29. Cox, Norm, B, TCU
30. Smith, Truett, B, Mississippi St.

## 1949 (Dec. 21, 1948)

1. Harris, Dick, C, Texas
2. Grimes, Billy, B, Oklahoma St.
3. O'Quinn, Johnny, E, Wake Forest
4. Bendrick, Ben, B, Wisconsin
5. Hoffman, John, B, Arkansas
6. Krall, Jerry, B, Ohio St.
7. Jones, Wally, E, Kentucky
- 8a. Weatherly, Gerry, C, Rice  
(from Det)
- 8b. Wightkin, Bill, E, Notre Dame
9. Tokarczyk, Dolph, G, Penn
10. Malley, Lee, B, Carson-Newman
11. Tibbler, Jerry, B, Mississippi
12. Blanda, George, QB, Kentucky
13. Taliaferro, George, B, Indiana
14. Keily, Ernie, G, Texas-El Paso
15. Faverty, Hal, G, Wisconsin
16. Wahl, Al, T, Michigan
17. Corbisiero, John, B, Middlebury
18. Moran, Jim, B, John Carroll
19. Mitten, Bob, G, North Carolina
20. Heck, Bob, B, Pacific
21. Duncan, Jim, E, Duke
22. Bertuzzi, Dick, B, Kansas
23. Kane, Harry, C, Pacific
24. Smith, Bernie, T, Texas-El Paso
25. Marczyk, Stan, T, North Carolina

## 1950 (Jan 21-22)

- 1a. Hunsinger, Chuck, B, Florida  
(from NY Bulldogs)
- 1b. Morrison, Fred, B, Ohio St.
2. Dottley, John "Kay", B, Miss.
3. Romanick, Steve, B, Villanova
- 4a. Novak, Tom, C, Nebraska  
(from Pit)
- 4b. Papaleo, Don, G, Boston Coll.
5. Zaleski, Ernie, B, Notre Dame
- 6a. Perricone, Gaspar, B, Western  
(from NYG)
- 6b. Hansen, Wayne, C, UTEP
7. Prather, Rollin, E, Kansas St.
8. Nevills, Sam, T, Oregon
- 9a. Reid, Floyd, B, Georgia  
(from NY Bulldogs)

- 9b. Braznell, Dick, B, Missouri
10. Wahl, Al, T, Michigan
11. Helwig, John, G, Notre Dame
12. Roof, Kenny, B, Oklahoma St.
13. Dempsey, Frank, T, Florida
14. Hover, Al, G, LSU
15. Glisson, Jimmy, B, Tulane
16. Bradley, Ed, E, Wake Forest
17. Janaszek, Ray, B, Dayton
18. Andrews, Rupert, B, Stanford
19. Bye, Billy, B, Minnesota
20. Crawford, Jim, G, Mississippi
21. Angle, Bob, B, Iowa St.
22. Byler, Jim, G, North Carolina St.
23. Bingham, Bill, T, Harding
24. Polenske, Walt, B, Pacific
25. Samuels, Perry, B, Texas
26. Sella, George, B, Princeton
27. Davis, Wilton, B, Hardin-Simm.
28. Kenary, Jim, B, Harvard
29. Naderhny, Fred, B, Yale
30. Markert, Allen, T, Minnesota

## 1951 (Jan 18-19)

- 1a. Williams, Bob, QB, Notre Dame  
(from Balt)
- 1b. Stone, Billy, B, Bradley\*  
(from NYG)
- 1c. Schroeder, Gene, E, Virginia
2. George, Bill, T, Wake Forest
3. White, Wilford, B, Arizona St.
- 4a. Moser, Bob, C, Pacific
- 4b. Jelley, Tom, E, Miami (Fl.)  
(from NYG)
5. Rowland, Brad, B, McMurry
6. Falkenberg, Herb, B, Trinity (TX)
7. Lea, Paul, T, Tulane
8. Mayes, Clair, G, Oklahoma
9. Gregus, Bill, B, Wake Forest
10. Sherrill, J.W., B, Tennessee
11. Hardiman, Tom, B, Georgetown
12. Hairston, Lawrence, T, Nev.-Reno
13. Wright, Charley, B, West Tex. St.
14. Woods, Bailey, B, Abilene  
Christian (TX)
15. Hall, Sid, C, Pacific
16. Volm, Frank, E, Marquette
17. Dufek, Don, B, Michigan
18. Brown, Chuck, G, Illinois
19. Lisak, Ed, B, Oklahoma
20. Smith, Larry, C, South Carolina
21. Higgins, Larry, B, Fordham
22. Hanson, Bob, C, Montana
23. Hlavac, Rene, T, Neb.-Omaha
24. Dokes, Pete, E, Mansfield
25. Miller, Johnny, B, Northwestern
26. Rogers, Buddy, B, Arkansas
27. Taylor, Jerry, C, Wyoming
28. Campbell, Leon, B, Arkansas\*
29. Justice, John, G, Santa Clara
30. Butler, Charley, E, Geo. Wash.  
\* Selected from disbanded Baltimore franchise

## 1952 (Jan 17)

1. Dooley, Jim, B, Miami (Fl.)
2. Macon, Eddie, B, Pacific
3. McColl, Bill, E, Stanford
4. Clark, Herman, T, Oregon St.
- 5a. Hoffman, Jack, E, Xavier (OH)  
(from Pit)
- 5b. Williams, Fred, T, Arkansas
6. Brown, Ed, QB, San Francisco
7. Fortunato, Joe, B, Mississippi St.
- 8a. Bishop, Bill, T, N Texas St.  
(from Pit)



# History All-Time Bears Drafts

- 8b. Journey, Billy, E, Arkansas
9. Cross, Bobby, T, S. F. Austin
10. Choice to Green Bay
11. Miller, Bill, B, Wake Forest
12. Kozar, Andy, B, Tennessee
13. Athan, Rich, B, Northwestern
14. Galloway, Gale, C, Baylor
15. Kasmaier, Dick, B, Princeton
16. Spears, Bob, FB, Yale
17. Carroll, John, T, Houston
18. O'Connell, Tommy, QB, Illinois
19. Reidenbach, Ken, T, Drake
20. Lesane, Jimmy, B, Virginia
21. Daffer, Ted, G, Tennessee
22. Gregory, Dick, B, Minnesota
23. Nestor, Paul, T/E, Maryland
24. Munding, Dick, T, Minnesota
25. Stoddard, Bob, T, Utah St.
26. McElroy, Bucky, FB, S. Miss.
27. Reid, Bob, B, Baylor
28. Scioscia, Karney, FB, Maryland
29. Riggs, Teddy, B, Rice
30. Shemonski, Bob, HB, Maryland

## 1953 (Jan 22)

1. Anderson, Billy, B, Compton J.C.
2. Bratkowski, Zeke, QB, Georgia
3. Rowekamp, Bill, B, Army, Mo.
4. Koch, Joe, B, Wake Forest
5. Jones, Stan, T, Maryland
- 6a. DeCarlo, Art, B, Georgia
- 6b. Gilbert, Kline, T, Mississippi (from SF)
- 7a. McElroy, Bucky, B, S. Mississippi (from Wash)
- 7b. Bingham, Don, B, Sul Ross
8. Kreamcheck, John, T, Will. & Mary
9. Ashley, Bruno, T, East Texas St.
10. Moore, Jimmy, B, Florida A&M
- 11a. Slowey, Jim, C, Georgetown
- 11b. Chamey, Ralph, B, Kentucky (from Pitt)
12. Lawrence, Jim, T, Duke
13. Strickland, Larry, C, N Texas St.
14. Carl, Harland, B, Wisconsin
15. Jecha, Ralph, G, Northwestern
16. Hatley, John, T, Sul Ross
17. Beal, Bob, E, California
18. Shirley, Jim, B, Clemson
19. Byrus, Bill, T, Iowa St.
20. Mahin, Tom, T, Purdue
21. Martin, Wayne, E, TCU
22. Wood, Wayne, T, Memphis St.
23. Mask, Jim, E, Mississippi
24. Hatcher, Paul, C, Ark. City J.C.
25. Pickard, Clyde, G, Wake Forest
26. Evans, Bob, T, Pennsylvania
27. Wahlin, Marvin, B, Arizona St.
28. Caldwell, Jim, T, Tennessee St.
29. Lewis, Jack, E, Wake Forest
30. Brehany, Bill, QB, Va. Military

## 1954 (Jan 28)

1. Wallace, Stan, HB, Illinois
2. Casares, Rick, FB, Florida
3. Meadows, Ed, T, Duke
4. Pattera, Fran, B, Notre Dame
5. Griffin, Bob, G, Furman
6. Hudson, John, G, Rice
7. Cecere, Ralph, B, Villanova
8. Garlington, Tom, T, Arkansas
9. Giel, Paul, B, Minnesota
10. Andrews, D.C., E, Hardin-Simm.
11. Wallin, Ron, B, Minnesota
12. Faragalli, Joe, G, Villanova
13. Seaholm, Julius, G, Texas
14. Miller, Ken, FB, Illinois

15. Hill, Harlon, E, N Alabama
16. Lindley, Earl, B, Utah St.
17. Woodard, Lou, C, S. Houston St.
18. Moore, McNeil, B, S. Houston St.
19. Lum, Jim, T, Louisiana Tech
20. Ladd, Jim, E, Bowling Green
21. Cleere, Sonny, T, Abilene Christ.
22. Sumner, Charlie, B, Will. & Mary
23. Lee, Herman, T, Florida A&M
24. Jarrett, Bill, B, West Virginia
25. Foamster, Tom, E, Florida St.
26. Petroka, Lou, B, Boston U.
27. Oniskey, Dick, C, Tenn.-Chatt.
28. Underwood, P.W., G, Miss. St.
29. Beale, Alvin, QB, Trinity (TX)
30. Haluska, Jim, B, Wisconsin

## 1955 (Jan 27-28)

1. Drzewiecki, Ron, HB, Marquette
2. Watkins, Bobby, HB, Ohio St.
3. Choice to Cleveland
4. O'Malley, Joe, E, Georgia
5. Kendall, Leland, T, Oklahoma St.
- 6a. Shannon, Dan, E, Notre Dame (from Wash)
- 6b. Mosely, Henry, HB, M. Brown
7. Sturgess, Bruce, HB, Will. & Mary
8. Verkerk, Gene, T, N Texas St.
9. Lavery, Jim, HB, Scranton
10. Allen, John, E, Arizona St.
11. Redfield, Tom, E, Delaware
12. Bratt, Clarence, HB, Wisconsin
13. Cash, Norm, HB, Sul Ross
14. Nickla, Ed, G, Tennessee
15. Smith, J.D., FB, N Carolina A&T
16. Choice to Chicago Cardinals
17. Harrison, Mel, C, S. Houston St.
18. Roach, Claude, G, TCU
19. Jones, Allen, B, Baylor
20. James, Joe, T, Howard Payne
21. Hall, Choyce, C, MWestern St.
22. Allison, Carl, B, Oklahoma
23. Barger, Jerry, B, Duke
24. Young, Joe, E, Marquette
25. Dees, Charley, T, Tyler J.C.
26. Jeter, Perry, HB, Cal Poly-SLO
27. Kinley, Joel, G, Tennessee
28. Wright, Charley, E, Pr. View A&M
29. Klein, Dick, T, Iowa
30. Fouts, Jerry, HB, MWestern St.

## 1956 (Nov 29, 1955 & Jan 12, 1956)

1. Schriever, Menan "Tex", E, Texas
2. Brackett, M.L., T, Auburn
3. Choice to Cleveland
4. Mellekas, John, T, Arizona
5. Galimore, Willie, B, Fla. A&M
6. Choice to Cleveland
7. Caroline, J.C., B, Illinois
8. Klawitter, Dick, C, So. Dakota St.
9. Vargo, Ken, C, Ohio St.
10. Lucas, Dick, E, Boston College
11. Jankans, John, E, Arizona St.
12. Cruze, Buddy, E, Tennessee
13. Grogg, Dick, G, Minnesota
14. Graham, Milt, E, Colgate
15. Fitzgerald, Dick, FB, Notre Dame
16. Brown, Ray, B, Florida
17. Adams, Tom, E, UCLA
18. Payton, Earl, B, Pr. View A&M
19. Smith, John, B, UCLA
20. Maxime, Charley, G, Auburn
21. Waddell, Jimmy, B, Compt. J.C.
22. Billings, Joe, T, Memphis St.
23. Holt, Lou, E, Howard Payne
24. Castete, Jess, B, McNeese St.

25. Hentschel, Jerry, T, S. Houston St.
26. Orr, Don, B, Vanderbilt
27. Buchanan, Waylon, E, E. Tex. St.
28. Alexander, Bob, B, Trinity (CT)
29. Kriemeyer, Billy, B, Vanderbilt
30. Buckler, Jim, G, Alabama

## 1957 (Nov 27, 1956 & Jan 31, 1957)

1. Leggett, Earl, T, LSU
2. Swink, Jim, B, TCU
3. Knox, Ronnie, QB, UCLA
4. Johnson, Jack, B, Miami (FL)
5. Zucco, Vic, B, Michigan St.
6. Dickinson, Bo, B, S. Mississippi
7. DeLuca, Gerry, T, Mid Tenn. St.
- 8a. Ward, Al, B, Yale (from Pitt)
- 8b. Kilcullen, Bob, T, Texas Tech
9. Brown, Bill, G, Syracuse
10. Murphy, Bill, E/B, Fresno St.
11. Hampton, Roger, B, McNeese St.
12. Sorenson, Larry, T, Utah St.
13. Williams, Don, B, Texas Tech
14. Schmidt, Bob, B, Memphis St.
15. Hosek, Tony, E, West Virginia
16. Heuring, Ed, E, Maryland
17. Heine, Don, E, Murray St.
18. Wharton, Al, G, Maryland
19. Hermen, Lee, B, Marquette
20. Frazier, Al, B, Florida A&M
21. Jones, Jerry, E, LSU
22. Dalzell, Tom, T, Virginia Tech
23. Peroyea, Don, T, SE Louisiana
24. Lutterback, Ken, B, Evansville
25. Ryan, Joe, C, Villanova
26. Harris, Gehrig, B, Grambling
27. Brown, Nick, G, Fresno St.
28. Emerson, Tom, G, Oklahoma
29. Caraway, Donnie, B, Houston
30. Wesley, Sam, B, Oregon St.

## 1958 (Dec 2, 1957 & Jan 28, 1958)

1. Howley, Chuck, G, West Va.
2. Devreall, Willard, E, SMU
- 3a. Cooke, Ed, E, Maryland
- 3b. Healy, Don, T, Maryland (from Cleve)
4. Barnes, Erich, B, Purdue
5. Jewett, Bob, E, Michigan St.
6. Douglas, Merrill, B, Utah
7. Bentley, Gene, B, Texas Tech
8. Rutsch, Ed, T, George Wash.
9. Anderson, Ralph, E, Cal St.-LA
10. Lewis, Aubrey, B, Notre Dame
11. Cinelli, Rocco, T, Wisconsin
12. Morris, Johnny, HB, Cal-SB
13. Choice to New York Giants
14. Meink, Bill, T, Army
15. Harrayman, Jim, B, Compton J.C.
16. Plegger, Ken, T, Capital
17. Eaton, Dick, C, Richmond
18. Dupler, Phil, B, Duke
- 19a. Roehmet, Bill, G, Bradley (from GB)
- 19b. Chancey, Bill, E, West Virginia
20. Rutledge, Les, T, Michigan St.
21. Miller, Bill, T, NM Highlands
22. Carter, Al, B, Tennessee
23. Daw, Ken, B, Sam Houston St.
24. Moon, Russ, T, Virginia Tech
25. Barron, Bob, C, St. Norbert
26. Lyles, Bob, B, Memphis St.
27. Napolski, Ben, E, Northwestern
28. Main, Wilbur, B, Maryland
29. Hakes, Glen, G, New Mexico
30. Halum, Bobby, QB, Mid TN St.

# History All-Time Bears Drafts

## 1959 (Dec 2, 1958)

- Clark, Don, B, Ohio St.
- Pettibon, Richie, QB, Tulane
- Johnson, Pete, B, Va. Military
- Choice to LA Rams
- Adams, John, B, Cal St.-LA
- Cole, Fred, G, Maryland
- Tucker, Jim, E, Tenn-Chatt.  
(from Phil)
- Clark, Dick, B, Baylor
- Smith, Willie, T, Michigan  
(from NYG)
- Youmans, Maury, T, Syracuse
- Coronado, Bobby, E, Pacific
- Gray, Ed, T, N Texas St.
- Rowland, Justin, E, TCU
- Jones, Gene, B, Rice
- Robb, Joe, T, TCU
- LeClerc, Roger, C, Trinity (CT)
- Redding, Don, T, North Carolina
- Neal, Willie, B, Jackson St.
- Asbury, Ken, B, Missouri Valley
- Plain, Chris, T, Stanford
- Carcatera, Tony, E, Elon
- Stone, Donnie, B, Arkansas
- Rubal, Lennie, B, Will. & Mary
- Haller, Bob, T, NW Missouri St.
- Spain, Bob, T, Baylor
- Huhn, Tom, C, St. Joseph's (IN)
- Kunde, Bob, T, Capital
- Aveni, John, E, Indiana
- Williams, Bob, E, Notre Dame
- Southern, Eddie, E, Texas
- Jackson, Cliff, B, No. Car. Cent.

## 1960 (Nov 30, 1959)

- Davis, Roger, G, Syracuse
- Choice to Washington
- Meredith, Don, QB, SMU
- Martin, Billy, B, Minnesota
- Norman, Dick, QB, Stanford
- Kovac, Ed, B, Cincinnati
- Bivins, Charley, B, Morris Brown
- Manning, Pete, E, Wake Forest
- Kirk, Ken, C, Mississippi
- Choice to Pittsburgh
- Fanning, Stan, T, Idaho  
(from Phil)
- Shaw, Glenn, HB, Kentucky
- Budrewicz, Tom, T, Brown
- Spada, Bob, E, Duke
- Sorey, Jim, T, Texas Southern
- Lashua, Warren, B, Whitworth
- Farrington, John, E, Pr. View A&M
- Hanna, Jim, E, USC
- King, Claude, B, Houston
- Roberts, Lloyd, T, Georgia
- Coia, Angelo, B, USC

## 1961 (Dec 27-28, 1960)

- Ditka, Mike, E, Pittsburgh
- Brown, Bill, B, Illinois
- Gibson, Claude, B, No. Car. St.
- Ladd, Ernie, T, Grambling
- Lincoln, Keith, B, Washington St.
- Fleming, George, B, Washington
- Pyle, Mike, C, Yale
- Ryan, Ed, B, Michigan St.
- Bethune, Bob, B, Mississippi St.
- Harness, Jason, E, Michigan St.
- Fewell, Sam, T, South Carolina
- Dyer, Howard, QB, Va. Military

- McLeod, Bob, E, Abilene Christian (TX)
- Tyrer, Jim, T, Ohio St.
- Linning, Chuck, T, Miami (FL)
- Frazier, Wayne, C, Auburn
- Barfield, Rossie, E, No. Car. Central
- Finn, John, T, Louisville
- Charles, Ben, QB, South Carolina
- Mason, Gordon, B, Tenn. Tech

## 1962 (Dec 4, 1961)

- Bull, Ronnie, B, Baylor
- Brock, Clyde, T, Utah St.  
(from Pit)
- McRae, Bennie, B, Michigan
- Bates, Jim, E, USC (from Dal)
- Hull, Bill, E, Wake Forest
- Cadile, Jim, T, San Jose St.
- Burton, Mac, E, San Jose St.  
(from Wash)
- Tunncliffe, Bill, FB, Michigan
- Choice to Philadelphia
- O'Bradovich, Ed, E, Illinois
- Reynolds, Ed, T, Tulane
- Onesti, Larry, C, Northwestern  
(from NYG)
- Winston, Kelton, HB, Wiley
- Weaver, LeRoy, B, Adams St.
- Robinson, Jerry, HB, Grambling
- Watts, Bill, T, Miami (FL)
- Perkowski, Joe, B, Notre Dame
- Von Sonn, Andy, C, UCLA
- Martin, Kent, T, Wake Forest
- Nelson, John, C, Xavier (OH)
- Glass, Glenn, HB, Tennessee
- Neck, Tommy, B, LSU
- Kellum, Bill, T, Tulane
- Roberts, Jack, T, Ohio St.

## 1963 (Dec 3, 1962)

- Choice to Los Angeles Rams
- Behrman, Dave, C, Michigan St.  
(from Pit)
- Barnett, Steve, T, Oregon  
(from Dal)
- Jencks, Bob, E, Miami (OH)
- Glueck, Larry, DB, Villanova
- Sanders, Stan, E, Whittier  
(from SF)
- Mitchell, Charley, HB, Washington  
(from Pit)
- Choice to Baltimore
- Choice to San Francisco
- Johnson, John, T, Indiana  
(from Pit)
- Mathieson, Dave, QB, Wash. St.
- Underhill, Paul, B, Missouri
- Harmon, Dennis, DB, So. Illinois
- Day, Monte, T, Fresno St.  
(from Dal)
- Watson, Dave, LB, Georgia Tech
- Hoerster, Ed, LB, Notre Dame
- Tullis, James, DB, Florida A&M
- Drummond, Dick, B, Geo. Wash.
- Szumczyk, John, FB, Trinity (CT)
- Banks, Gordon, B, Fisk
- Dentel, Bob, C/LB, Miami (FL)
- Caylor, Lowell, DB, Miami (OH)
- Sisk, John, B, Miami (FL)
- Slabaugh, Jeff, E, Indiana
- Yaksick, Bob, DB, Rutgers
- Gregory, John, E, Bal.-Wallace

## 1964 (Dec 2, 1963)

- Evey, Dick, T, Tennessee
- Choice to Pittsburgh
- Martin, Billy, E, Georgia Tech  
(from LA Rams)
- Crain, Pat, HB, Clemson  
(from Pit)
- Blanks, Sid, HB, Texas A & I
- Budka, Frank, HB, Notre Dame
- Reilly, Mike, LB, Iowa  
(from Min)
- Connors, Dan, T, Miami (FL)
- Jones, Jimmy, E, Wisconsin
- Logan, Chuck, E, Northwestern
- Rakestraw, Larry, QB, Georgia
- Wilkinson, Jay, HB, Duke
- Brown, Mike, B, Delaware
- Leeuwenberg, Dick, T, Stanford
- Horton, Bob, FB, Boston U.
- Webb, Cloyd, E, Iowa
- Francisco, Kent, T, UCLA
- Burman, George, T, N'western
- Butler, Roderick, HB, E. Illinois
- Kasapis, Constantinos, T, Iowa
- Batts, Bob, HB, Texas Southern
- Whitehead, Jim, T, Georgia
- Niglio, Dick, FB, Yale

## 1965 (Nov 28, 1964)

- Butkus, Dick, LB, Illinois  
(from Pit)
- Sayers, Gale, HB, Kansas
- DeLong, Steve, T, Tennessee  
(from Wash)
- Choice to Cleveland
- Choice to Cleveland
- Nance, Jim, FB, Syracuse
- Choice to LA Rams
- Carey, Tony, HB, Notre Dame
- Gordon, Dick, HB, Michigan St.
- Sutton, Mickey, B, Auburn  
(from Wash)
- Schweda, Brian, T, Kansas
- Ambrusko, Ken, B, Maryland
- Murphy, Dennis, T, Florida
- Cornish, Frank, T, Grambling
- Cox, Steve, T, South Carolina
- Daniels, Dave, T, Florida A&M
- Pivec, Dave, E, Notre Dame
- Robinson, Art, B, Cal St.-LA
- Pitts, Frank, E, Southern
- LaFramboise, Tom, QB, L'ville
- Schwager, Mike, T, Maryland
- Bobich, Lou, K, Michigan St.
- Kurek, Ralph, FB, Wisconsin

## 1966 (Nov 27, 1965)

- Rice, George, T, LSU
- Brown, Charlie, DB, Syracuse
- Pickens, Bob, T, Nebraska
- Jackson, Randy, T, Florida  
(from Pit)
- Buffone, Doug, LB, Louisville
- Choice to Minnesota
- Brewster, Dennis, T, BYU  
(from Wash)
- McRae, Franklin, DT, Tenn. St.
- Myer, Ron, QB, South Dakota St.
- McFalls, Doug, DB, Georgia
- Greenlee, Fritz, E, Arizona
- Burnett, Bobby, HB, Arkansas
- Owens, Terry, E, Jacksonville St.
- Page, Wayne, DE, Clemson
- Becker, Wayne, T, Montana
- Buckner, Mike, DB, N'western



# History

## All-Time Bears Drafts

15. Kollman, Jim, G, Oregon
16. Senkbeil, Lynn, LB, Nebraska
17. Gentry, Curtis, DB, Md-E Shore
18. Kines, Charley, T, Michigan
19. Haberger, Roger, HB, E. Illinois
20. Sellers, Goldie, HB, Grambling

### 1967 (Mar 14)

1. Phillips, Loyd, DE, Arkansas
2. Jones, Bob, DB, San Diego St.
3. Lyle, Gary, HB, Geo. Wash.
- 4a. Dodd, Al, DB, N'western St. (LA)
- 4b. Greenlee, Tom, DB, Washington (from LA Rams)
5. Alford, Bruce, K, TCU
- 6a. Carter, Virgil, QB, BYU
- 6b. Kriewald, Doug, G, W. Texas St.
7. Truitt, John, E, Indiana St.
- 8a. Murphy, Roger, E, Northwestern
- 8b. Griffin, Jerry, LB, SMU
9. Cass, Greg, C, Washington
10. Choice to Washington
11. Mayo, Earl, HB, Morgan St.
12. Green, Bruce, E, Midland Luth.
13. Carstens, Kaye, DB, Nebraska
14. Nesbitt, Lynn, G, Wake Forest
15. Oakes, Terry, DE, Cal St.-SF
16. Rogers, Bill, DB, Weber St.
17. Myers, Jack, LB, Western St. (CO)

### 1968 (Jan 30-31)

1. Hull, Mike, RB, USC
2. Wallace, Bob, E, Texas-El Paso
- 3a. Hazleton, Major, DB, Florida A&M (from Atl)
- 3b. Choice to Dallas
- 4a. Mass, Wayne, T, Clemson
- 4b. Bush, Alan, G, Mississippi (from LA Rams)
5. Turner, Cecil, FL, Cal Poly-SLO
6. Schmedding, Jim, C, Weber St.
7. Holman, Willie, DE, So. Car. St.
8. Bell, Wayne, RB, Lenior-Rhyne
9. Moore, Sam, T, Miss. Valley St.
10. Davis, Fred, G, Doane
11. Coady, Rich, TE, Memphis St.
12. Valle, Emilio, LB, New Mexico
13. Dearion, Willie, FL, Pr. View A&M
14. Gargas, Harold, DT, N. Mex. St.
15. Jaeger, Rich, C, Gustavus
16. Murphy, Jim, K, Utah St.
17. Layton, Gene, DT, Colorado St.

### 1969 (Jan 28-29)

1. Mayes, Rufus, T, Ohio St.
2. Douglass, Bobby, QB, Kansas St.
3. Montgomery, Ross, RB, TCU
4. Redmond, Rudy, DB, Pacific
5. Winegardner, Jim, TE, N. Dame
6. Nicholson, Bill, DE, Stanford
7. Copeland, Ron, FL, UCLA
8. Hubbell, Webb, G, Arkansas
9. Aluise, Joe, RB, Arizona
10. Pearson, Ron, TE/LB, Maryland
11. Campbell, Sam, DT, Iowa St.
12. Hale, Dave, DE, Ottawa
13. Quinn, Tom, DB, Notre Dame
14. Ehrig, Ronnie, DB, Texas
15. Coble, Bob, P, Kansas St.
16. Stydahar, Dave, G, Purdue
17. Long, Bob, SE, Texas A&M

### 1970 (Jan 27-28)

1. Choice to Green Bay
2. Choice to Dallas
3. Farmer, George, WR, UCLA

- 4a. Larson, Lynn, T, Kansas St.
- 4b. Brupbacher, Ross, LB, Tex. A&M (from LA Rams)
5. Choice to New Orleans
- 6a. Cutburth, Bobby, QB, Okla. St.
- 6b. Curchin, Jeff, T, Florida St. (from St. L.)
7. Choice to Philadelphia
8. Stephenson, Dana, DB, Nebraska
9. Cole, Linzy, WR, TCU
10. Holloway, Glen, G, N Texas St.
11. Rose, Ted, TE, N Michigan
12. Davis, Butch, DB, Missouri
13. Gunn, Jimmy, DB, USC
14. Morgan, Jim, WR, Henderson St.
15. Abaira, Phil, DB, Florida St.
16. Helterbran, Bob, G, N Texas St.
17. Brunson, Joe, DT, Furman

### 1971 (Jan 28-29)

1. Moore, Joe, RB, Missouri
- 2a. Harrison, Jim, RB, Missouri (from NO)
- 2b. Ford, Charles, DB, Houston
- 3a. McGee, Tony, DE, Bishop
- 3b. Newton, Bob, T, Nebraska (from LA Rams)
4. Moore, Jerry, DB, Arkansas
5. Choice to San Francisco
6. Thomas, Earl, TE, Houston (from Buf)
- 7a. Lee, Buddy, QB, LSU
- 7b. Ferris, Dennis, RB, Pitt (from LA Rams)
8. Weiss, Karl, T, Vanderbilt
9. McClain, Lester, WR, Tennessee
10. Rowden, Larry, LB, Houston
11. Hardy, Cliff, DB, Michigan St.
12. Booras, Steve, DE, Mesa J.C.
13. Nicholas, Ed, T, N Carolina St.
14. Lewis, Willie, RB, Arizona
15. Maciejowski, Ron, QB, Ohio St.
16. Bailey, Sid, DE, Texas-Arlington
17. Garganes, Ray, LB, Millersville

### 1972 (Feb 1-2)

- 1a. Antoine, Lionel, T, So. Illinois (from NYG)
- 1b. Clemons, Craig, DB, Iowa
2. Choice to Philadelphia
3. Musso, Johnny, RB, Alabama
4. Choice to LA Rams
5. Parsons, Bob, TE, Penn St.
- 6a. Pifferini, Bob, LB, UCLA (from Cin)
- 6b. Choice to Green Bay
- 7a. Fassel, Jim, QB, Long Beach St.
- 7b. Osborne, Jim, DT, Southern (from Dal)
8. Wirtz, Ralph, WR, N Dakota St.
9. Horton, Larry, DE, Iowa
10. Turnbull, Jack, C, Oregon St.
11. Wimberly, Ed, RB, Jackson St.
12. Neill, Doug, RB, Texas A&M
13. Reed, Jay, T, S. Dakota-S'field
14. Brown, Bob, WR, Rice
15. Lawson, Roger, RB, W Michigan
16. McKinney, Bill, LB, West Tex. St.
17. Dickinson, LeVerne, DB, Southern

### 1973 (Jan 30-31)

1. Chambers, Wally, DE, E. Kent.
- 2a. Huff, Gary, QB, Florida St.
- 2b. Hrivnak, Gary, DT, Purdue (from Dal)
3. Choice to Detroit

4. Choice to Baltimore
- 5a. Ellis, Allan, DB, UCLA (from Phil)
- 5b. Choice to San Francisco
6. Creaney, Mike, C, Notre Dame
7. Choice to LA Rams
8. Graham, Conrad, DB, Tennessee
9. Deutsch, Mike, RB, N Dakota
10. Barry, Bill, WR, Mississippi
11. Seigler, Ed, K, Clemson
12. Griffin, Mike, G, Arkansas
13. Cieskowski, John, RB, N. Dame
14. Juenger, Dave, WR, Ohio U.
15. Rives, Don, LB, Texas Tech
16. Hart, Bill, C, Michigan
17. Roach, Larry, DB, Oklahoma

### 1974 (Jan 29-30)

- 1a. Bryant, Waymond, LB, Tenn. St.
- 1b. Gallagher, Dave, DL, Michigan (from Wash)
2. Choice to New England
- 3a. Wheeler, Wayne, WR, Alabama (from SD)
- 3b. Horton, Greg, G/T, Colorado
- 3c. Taylor, Cliff, RB, Memphis St. (from NE)
4. Choice to Pittsburgh
5. Choice to Philadelphia
6. Choice to Green Bay
7. Ettinger, Jack, WR, Arkansas
- 8a. Chadwick, Alan, QB, E. Tenn. St.
- 8b. Grandberry, Ken, RB, Washington (from NE)
9. Choice to Miami
10. Choice to Cleveland
11. Hodgins, Norm, DB, LSU
12. Sevy, Jeff, DT, California
13. Barnes, Joe, QB, Texas Tech
14. Vellano, Paul, DT, Maryland
15. Alexander, Oliver, TE, Grambling
16. Geist, Randy, DB, Colorado
17. Holland, Craig, QB, Texas-A'ton

### 1975 (Jan 28-29)

1. Payton, Walter, RB, Jackson St.
2. Hartenstein, Mike, DE, Penn St.
3. Choice to Baltimore
4. Livers, Virgil, DB, W Kentucky
- 5a. Choice to Washington
- 5b. Sorey, Revie, G, Illinois (from NO)
- 6a. Avellini, Bob, QB, Maryland
- 6b. Hicks, Tom, LB, Illinois (from LA Rams)
- 7a. Choice to Baltimore
- 7b. Douthitt, Earl, DB, Iowa (from Wash)
- 8a. Choice to Baltimore through Denver
- 8b. Harris, Joe, LB, Georgia Tech (from NE)
9. Stillwell, Roger, DT, Stanford
- 10a. Choice to Miami
- 10b. Julius, Mike, G, St. Thomas (MN) (from LA Rams)
11. Dean, Mike, K, Texas
12. Plank, Doug, DB, Ohio St.
13. McDaniel, Charles, RB, La. Tech
14. Hatfield, Walter, RB, SW Tex. St.
15. Marcantonio, Steve, WR, Miami (FL)
16. Beckman, Witt, WR, Miami (FL)
17. Harper, Roland, RB, La. Tech

# History

## All-Time Bears Drafts

### 1976 (Apr 8-9)

- 1a. Lick, Dennis, T, Wisconsin (from GB)
- 1b. Choice to Detroit
- 2a. Choice to Pittsburgh
- 3a. Baschnagel, Brian, WR, Ohio St. (from NE)
- 3b. Choice to Detroit
- 4a. Sciarra, John, DB, UCLA
- 4b. Rhodes, Wayne, DB, Alabama (from Det)
5. Choice to Baltimore
- 6a. Jiggetts, Dan, T, Harvard (from Clev)
- 6b. Choice forfeited
7. Muckenturm, Jerry, LB, Ark. St.
8. Choice to Oakland
9. Choice to Philadelphia
10. Choice to Washington
11. Andersen, Norm, WR, UCLA
12. O'Leary, John, RB, Nebraska
13. Kasowski, Dale, RB, N Dakota
14. Cuie, Ron, RB, Oregon St.
15. Meyers, Jerry, DT, N Illinois
16. Parker, Ronald, TE, TCU
17. Malham, Mike, LB, Arkansas St.

### 1977 (May 3-4)

1. Albrecht, Ted, T, California
2. Spivey, Mike, DB, Colorado
- 3a. Earl, Robin, RB, Washington (from NYC)
- 3b. Choice to Miami
4. Choice to Pittsburgh
5. Choice to Oakland
- 6a. Evans, Vince, QB, USC (from TB)
- 6b. Choice to Philadelphia
7. Butler, Gerald, WR, Nicholls St.
8. Choice to New York Jets
9. Buonamici, Nick, DT, Ohio St.
10. Breckner, Dennis, DE, Miami (FL)
11. Zelencik, Connie, C, Purdue
12. Irvin, Terry, DB, Jackson St.

### 1978 (May 2-3)

1. Choice to LA Rams
2. Choice to San Francisco
3. Shearer, Brad, DT, Texas
4. Choice to Kansas City
5. Choice to Cincinnati
- 6a. Skibinski, John, RB, Purdue (from KC)
- 6b. Ieremia, Mekeli, DE, BYU
7. Jones, Herman, WR, Ohio St.
8. Freitas, George, TE, California
9. Martin, Mike, LB, Kentucky
10. Zambiasi, Ben, LB, Georgia
11. Underwood, Walt, DE, USC
12. Sibley, Lew, LB, LSU

### 1979 (May 3-4)

- 1a. Hampton, Dan, DT, Arkansas (from TB)
- 1b. Harris, Al, DE, Arizona St.
2. Watts, Rickey, WR, Tulsa
3. McClendon, Willie, RB, Georgia
4. Choice to Cincinnati
5. Choice to Dallas
6. Sullivan, John, LB, Illinois
7. Kunz, Lee, LB, Nebraska
8. Moss, Rick, DB, Purdue
9. Heavens, Jerome, RB, N. Dame

10. Restic, Joe, DB, Notre Dame
11. Wright, Bob, T, Cincinnati
12. Becker, Dave, DB, Iowa

### 1980 (Apr 29-30)

1. Wilson, Otis, LB, Louisville
2. Suhey, Matt, RB, Penn St.
3. Choice to Dallas
4. Thompson, Arland, G, Baylor
5. Tabor, Paul, C, Oklahoma
6. Guess, Mike, DB, Ohio St.
7. Tolbert, Emanuel, WR, SMU
8. Clark, Randy, G, N Illinois
9. Schonert, Turk, QB, Texas Tech
10. Stephens, Willie, DB, Texas Tech
11. Judge, Chris, DB, TCU
12. Fisher, Robert, TE, SMU

### 1981 (Apr 28-29)

1. Van Horne, Keith, T, USC
- 2a. Singletary, Mike, LB, Baylor (from SF)
- 2b. Choice to San Francisco
3. Margerum, Ken, WR, Stanford
4. Bell, Todd, DB, Ohio St.
5. Choice to San Francisco
6. Henderson, Reuben, DB, S.D. St.
7. Fisher, Jeff, DB, USC
8. Zettek, Scott, DT, Notre Dame
9. Ditta, Frank, G, Baylor
10. Clifford, Tim, QB, Indiana
11. Johnson, Lonnie, RB, Indiana
12. Shupryt, Bob, LB, New Mexico

### 1982 (Apr 27-28)

1. McMahon, Jim, QB, BYU
2. Choice to Tampa Bay
3. Wrightman, Tim, TE, UCLA
4. Gentry, Dennis, RB, Baylor
- 5a. Hartnett, Perry, G, SMU
- 5b. Tabron, Dennis, DB, Duke (from SD)
6. Becker, Kurt, G, Michigan
7. Waechter, Henry, DT, Nebraska
8. Doerger, Jerry, T, Wisconsin
9. Hatchett, Mike, DB, Texas
10. Turner, Joe, DB, USC
11. Boliaux, Guy, LB, Wisconsin
12. Young, Ricky, LB, Oklahoma St.

### 1983 (Apr 26-27)

- 1a. Covert, Jim, T, Pittsburgh
- 1b. Gault, Willie, WR, Tennessee (from TB)
2. Richardson, Mike, DB, Ariz. St.
3. Duerson, Dave, DB, Notre Dame
- 4a. Thayer, Tom, C, Notre Dame
- 4b. Dunsmore, Pat, TE, Drake (from SD)
5. Choice to New England
6. Choice to Cleveland
7. Choice to Cleveland
- 8a. Dent, Richard, DE, Tennessee St.
- 8b. Bortz, Mark, DT, Iowa (from SD)
- 9a. Fada, Rob, G, Pittsburgh
- 9b. Zavagnin, Mark, LB, Notre Dame (from Clev)
10. Hutchison, Anthony, RB, Texas Tech
11. Worthy, Gary, RB, Wilmington
- 12a. Williams, Oliver, WR, Illinois (from SF)
- 12b. Choice to San Diego

### 1984 (May 1-2)

1. Marshall, Wilber, LB, Florida
2. Rivera, Ron, LB, California
3. Humphries, Stefan, G, Michigan
4. Andrews, Tom, G, Louisville
5. Choice to Washington
6. Choice to Dallas
7. Robertson, Nakita, RB, Cent. Ark
8. Anderson, Brad, WR, Arizona
- 9a. Choice to San Francisco
- 9b. Casale, Mark, QB, Montclair St. (from Clev)
- 10a. Vestman, Kurt, TE, Idaho
- 10b. Gayle, Shaun, DB, Ohio St. (from Clev)
- 11a. Choice to LA Rams
- 11b. Butkus, Mark, DT, Illinois (from Clev)
- 12a. Choice to Miami
- 12b. Jordan, Donald, RB, Houston (from Clev)

### 1985 (Apr 30 - May 1)

1. Perry, William, DT, Clemson
2. Phillips, Reggie, DB, SMU
3. Maness, James, WR, TCU
4. Butler, Kevin, K, Georgia
5. Choice to New York Jets
6. Choice to LA Rams
7. Bennett, Charles, DE, SW La.
8. Buxton, Steve, T, Indiana St.
9. Sanders, Thomas, RB, Texas A&M
10. Coryatt, Pat, DT, Baylor
11. Morrissey, Jim, LB, Michigan St.
12. Choice to San Diego

### 1986 (Apr 29-30)

1. Anderson, Neal, RB, Florida
2. Jackson, Vestee, DB, Washington
3. Williams, David, WR, Illinois
4. Blair, Paul, T, Oklahoma St.
5. Barnes, Lew, WR, Oregon
6. Powell, Jeff, RB, Tennessee
7. Jones, Bruce, DB, N Alabama
8. Douglass, Maurice, DB, Kent.
9. Teltschik, John, P, Texas
10. Hundley, Barton, DB, Kansas St.
11. Kozlowski, Glen, WR, BYU
12. Choice to San Diego

### 1987 (Apr 28-29)

1. Harbaugh, Jim, QB, Michigan
2. Morris, Ron, WR, SMU
3. Choice to Cleveland through LA Rams for Doug Flutie
- 4a. Smith, Sean, DE, Grambling (from LA Rams)
- 4b. Choice to LA Raiders
- 5a. Bryan, Steve, DE, Oklahoma (from Hou)
- 5b. Johnson, Will, LB/DE, NE La.
- 6a. Adicks, John, C, Baylor (From LARaiders)
- 6b. Choice to LA Rams
7. Harris, Archie, T, Will. & Mary
8. Migliazzo, Paul, LB, Oklahoma
9. Heimuli, Lakei, FB, BYU
10. Chapura, Dick, DT, Missouri
11. Jessie, Tim, RB, Auburn
12. Jeffries, Eric, DB, Texas



# History

## All-Time Bears Drafts

### 1988 (Apr 24-25)

- 1a. Muster, Brad, FB, Stanford
- 1b. Davis, Wendell, WR, LSU  
(from Wash. for Wilber Marshall)
2. Jones, Dante, LB, Oklahoma
3. Jarvis, Ralph, DE, Temple
4. Thornton, Jim, TE, Cal. St.-Fullerton
5. Johnson, Troy, LB, Oklahoma
6. Stinson, Lemuel, CB, Texas Tech
7. Rentie, Caesar, T, Oklahoma
- 8a. Tate, David, S, Colorado (from NE for Doug Flutie)
- 8b. Reed, Harvey, RB, Howard
9. Magee, Rogie, WR, LSU
10. Porter, Joel, T, Baylor
11. Forch, Steve, LB, Nebraska
12. Clark, Greg, LB, Arizona St.

### 1989 (Apr 23-24)

- 1a. Woolford, Donnell, DB, Clemson  
(from LA Raid for Willie Gault)
- 1b. Armstrong, Trace, DE, Florida  
(from Wash. for Wilber Marshall)
- 1c. (To Miami for Dolphins' 2nd and 3rd-round picks)
- 2a. Roper, John, LB, Texas A&M  
(from Miami for Bears' first-round pick)
- 2b. Zawatson, Dave, T, California
- 3a. Fontenot, Jerry, C, Texas A&M  
(from Miami for Bears' first-round pick)
- 3b. Choice to Philadelphia
- 4a. Paul, Markus, S, Syracuse (from LA Raiders for fourth- and sixth-rounders)
- 4b. Choice to Washington through LA Raiders
- 5a. Green, Mark, RB, Notre Dame  
(from Philadelphia)
- 5b. Gilbert, Greg, LB, Alabama
6. Choice to LA Raid with Bears' fourth for Raiders' fourth.
- 7a. Brothers, Richard, S, Arkansas  
(from Philadelphia)
- 7b. Snyder, Brent, QB, Utah St.
- 8a. Woods, Tony, DT, Oklahoma  
(from Philadelphia)
- 8b. Dyko, Chris, T, Wash. St.
- 9a. Harper, LaSalle, LB, Ark.  
(from Philadelphia)
- 9b. Sanders, Byron, RB, N'western
- 10a. Millikan, Todd, TE, Nebraska  
(from Philadelphia)
- 10b. Simpson, John, WR, Baylor
- 11a. Nelms, Joe, DT, California  
(from Philadelphia)
- 11b. Streeter, George, S, N. Dame
- 12a. Weygand, Freddy, WR, Auburn  
(from Philadelphia)
- 12b. Phillips, Anthony, G, Okla.

### 1990 (Apr 22-23)

1. Carrier, Mark, S, USC
- 2a. Washington, Fred, DT, TCU
- 2b. Cox, Ron, LB, Fresno St. (from SD in McMahon trade)
- 3a. Ryan, Tim, DT, USC
- 3b. Willis, Peter Tom, QB, Florida St.  
(from Raiders in Willie Gault trade)

4. Moss, Tony, WR, LSU
5. Chaffey, Pat, FB, Oregon St.
6. Mangum, John, DB, Alabama
- 7a. Choice to LA Raiders
- 7b. Anderson, Bill, C, Iowa  
(from Raiders for Bears' seventh-rnd pick)
8. Rouse, James, RB, Arkansas
9. Bailey, Johnny, RB, Texas A&M
10. Price, Terry, DT, Texas A&M
- 11a. White, Brent, DE, Michigan
- 11b. Matusz, Roman, T, Pitt  
(from Raiders for Bears' seventh-round pick)
12. Cooney, Anthony, DB, Ark.

### 1991 (Apr 21-22)

1. Thomas, Stan, T, Texas
2. Zorich, Chris, DT, Notre Dame
3. Gardocki, Chris, P/K, Clemson
4. Johnson, Joe, CB, NC State
5. Morgan, Anthony, WR, Tenn.
6. Lewis, Darren, RB, Texas A&M
7. Justin, Paul, QB, Arizona State
8. Horton, Larry, DB, Texas A&M
9. Stonebreaker, Michael, LB, Notre Dame
10. Backes, Tom, DE, Oklahoma
11. Long, Stacy, G, Clemson
12. Cook, John, DT, Washington

### 1992 (Apr 26-27)

1. Spellman, Alonzo, DT, Ohio St.
2. Auzenne, Troy, T, California
3. Lincoln, Jeremy, CB, Tenn.
4. Furrer, Will, QB, Virginia Tech
5. Harrison, Todd, TE, NC State
6. Berry, Mark, DB, Texas
7. Brown III, John, WR, Houston
8. (Traded to NYJ on 8/18/91 for Ron Mattes)
9. Jurkovic, Mirko, G, N. Dame
10. Fisher, Nikki, FB, Virginia
11. Age, Louis, T, SW Louisiana
12. Wilson, Chris, LB, Oklahoma

### 1993 (Apr 25-26)

1. Conway, Curtis, WR/KR, USC
2. Simpson, Carl, DT, Fla. State
3. Gedney, Chris, TE, Syracuse
- 4a. Choice to Indianapolis for fourth- and sixth-round picks
- 4b. Perry, Todd, G, Kentucky  
(from Clev. in Jay Hilgenberg trade)
- 4c. Baker, Myron, LB, La. Tech  
(from Indianapolis)
- 4d. Fontenot, Al, DE, Baylor  
(from GB for Bears' 5th and 6th from Ind.)
5. (Traded with 6th-round pick to GB for 4th-round)
6. Hoffmann, Dave, MLB, Wash.
7. Johnson, Keshon, CB, Arizona
8. (To Seattle for restricted free agent Joe Cain)

### 1994 (Apr 24-25)

1. Thierry, John, DE, Alcorn State
2. Spears, Marcus, T, NW St. (LA)
3. Flanagan, Jim, DT, Notre Dame
4. Harris, Raymont, FB, Ohio St.

5. (from Dallas on 8/17/93 with V. Smith and Minter for Roper, Blackwell, and Paul; traded to Pittsburgh 10/19/93 for Tim Worley)
6. Hill, Lloyd, WR, Texas Tech
7. Collier, Dennis, S, Colorado

### 1995 (Apr 22-23)

1. Salaam, Rashaan, RB, Colorado
- 2a. Riley, Pat, DL, Miami (FL)
- 2b. Sauerbrun, Todd, P, West Va.  
(from Miami on 4/4/95 for Trace Armstrong)
- 3a. Harris, Sean, LB, Arizona
- 3b. Pilgrim, Evan, G, BYU  
(from Dolphins for Trace Armstrong)
4. Jackson, Jack, WR, Florida
5. (To Pittsburgh on 4/29/94 in exchange for Jeff Graham)
- 6a. Gales, Kenny, CB, Wisconsin
- 6b. Reeves, Carl, DE, NC State  
(from Dallas 8/17/93)
7. Cox, Jamal, LB, Georgia Tech

### 1996 (Apr 20-21)

- 1a. Harris, Walt, CB, Mississippi State (from STL)
- 1b. (To STL with third- and sixth-round picks for first-round pick)
2. Ingram, Bobby, WR, Penn St.
3. (Traded to STL with Bears' first- and sixth-round picks)
4. Grasmanis, Paul, DT, N. Dame
5. Villarrial, Chris, C/G, Ind. (PA)
- 6a. Clark, Jon, T Temple
- 6b. (To STL — Bears got pick from Dal. in Jim Schwantz trade 8-28-94)
- 7a. Keyes, Marcus, DT, No. Ala.
- 7b. Hicks, Michael, RB, So. Car. St.  
(Compensatory pick)

### 1997 (Apr 19-20)

1. (To Sea. for QB Rick Mirer and 1997 4th round pick)
2. Allred, John, TE, USC  
(from St. Louis for 1997 2nd and 6th rd. picks)
3. Sapp, Bob, G, Washington
- 4a. Autry, Darnell, RB, N'western  
(From Seattle in Mirer trade)
- 4b. Robinson, Marcus, WR, So. Car.
5. Hiles, Van, S, Kentucky
- 6a. (To St. Louis in 1997 2nd round pick swap)
- 6b. Swayda, Shawn, DE, Arizona St.  
(Compensatory pick)
- 6c. Parker, Ricky, S, San Diego State  
(Compensatory pick)
- 6d. Hogans, Richard, LB, Memphis  
(Compensatory pick)
- 7a. Miano, Mike, DT, SW Mo. State
- 7b. Thomas, Marvin, DE, Memphis  
(Compensatory pick)

# History

## All-Time Bears Drafts

### 1998 (Apr 18-19)

1. Enis, Curtis, RB, Penn State
2. Parrish, Tony, S, Washington
3. Kreutz, Olin, C-G, Washington
4. Mayes, Alonzo, TE, Oklahoma State
5. (Pick traded to Kansas City for WR Chris Penn)
- 6a. Draft, Chris, LB, Stanford
- 6b. Mannelly, Patrick, T, Duke (Compensatory pick)
- 7a. (Pick traded to Jacksonville for OL Jimmy Herndon)
- 7b. Overhauser, Chad, G, UCLA (Pick from SF for LB Anthony Peterson)
- 7c. Moreno, Moses, QB, Colo. St. (Compensatory pick)

### 1999 (Apr 17-18)

- 1a. (To Wash. for first-, third-, fourth- and fifth-round picks and a third-round pick in 2000)
- 1b. McNown Cade, QB, UCLA (from Washington)
- 2a. (To Wash. for second- and fifth-round picks)
- 2b. (To Oak. with fourth-round for second-, third- and fourth-round picks)
- 2c. Davis, Russell, DL, No. Car. (from Oakland)
- 3a. Tucker, Rex, OL, Texas A&M
- 3b. Bates, D'Wayne, WR, N'western (from Washington)
- 3c. Booker, Marty, WR, NW La. (from Oakland)
- 4a. Holdman, Warrick, LB, Texas A&M (from Washington)
- 4b. Colvin, Roosevelt, DE, Purdue (from Oakland)
- 5a. (To San Diego in 6/98 for Sean Lee)
- 5b. Wisne, Jerry, OL, Notre Dame (from Washington)
- 5c. Samuel, Khari, LB, UMass (from Washington)
- 5d. Azumah, Jerry, CB, New Hampshire (from Kansas City)
- 6a. (To Cleveland for sixth- and seventh-round picks)
- 6b. Cook, Rashard, S, USC (from Cleveland)
- 7a. (To Cleveland for two seventh-round picks)
- 7b. (To Green Bay in 8/98 for Glyn Milburn)
- 7c. Sanford, Sulecio, WR, Mid Tenn St. (from Cleveland)
- 7d. Finn, Jim, FB, Pennsylvania (from Cleveland)

### 2000 (Apr 15-16)

1. Urlacher, Brian, LB, New Mex.
2. Brown, Mike, S, Nebraska
- 3a. White, Dez, WR, Geo. Tech
- 3b. Lyman, Dustin, TE, Wake Forest (from Washington)
- 4a. (to St.L. for fourth-, fifth- and seventh-round picks)
- 4b. Austin, Reggie, CB, Wake Forest (from St. Louis)
- 5a. (to New Orleans for WR Eddie Kennison)
- 5b. (to San Francisco for sixth- and seventh-round picks)
- 6a. Murphy, Frank, RB, Kansas State (from San Francisco)
- 6b. Edinger, Paul, K, Michigan St.
- 7a. (to Cleveland with another seventh for three seventh-rounders)
- 7b. (to Tennessee for LB Lemanski Hall)
- 7c. Cotton, James, DE, Ohio State (from Cleveland)
- 7d. (to Miami for P Brent Bartholomew)
- 7e. Green, Michael, S, NW St. (LA) (from Cleveland)

### 2001 (Apr 21-22)

1. Terrell, David, WR, Michigan
2. Thomas, Anthony, RB, Mich.
3. Gandy, Mike, OG, N. Dame
4. Riley, Karon, DE, Minnesota
5. Robertson, Bernard, OG, Tulane
6. (to San Francisco for R.W. McQuarters)
7. Capel, John, WR, Florida

### 2002 (Apr 20-21)

1. Colombo, Marc, OT, Boston College
2. (To Dallas)
- 3a. Williams, Roosevelt, CB, Tusk. (from Dallas)
- 3b. Metcalf, Terrence, T-G, Miss.
4. Brown, Alex, DE, Florida
- 5a. Gray, Bobby, SS, La. Tech (from Dallas)
- 5b. Knight, Bryan, LB, Pittsburgh
- 6a. Peterson, Adrian, RB, Ga. Southern (from Miami)
- 6b. Elliott, Jamin, WR, Delaware
- 6c. Fletcher, Bryan, TE, UCLA (Compensatory pick)
7. (To Miami)

### 2003 (Apr 26-27)

- 1a. Haynes, Michael, DE, Penn St. (from New England through Buffalo)
- 1b. Grossman, Rex, QB, Florida (from NY Jets)

2. Tillman, Charles, CB, La.-Laf.
3. Briggs, Lance, LB, Arizona
- 4a. Johnson, Todd, FS, Florida
- 4b. Scott, Ian, DT, Florida (from NY Jets)
- 5a. Wade, Bobby, WR, Arizona
- 5b. Gage, Justin, WR, Missouri (from Jacksonville)
- 5c. LaFavor, Tron, DT, Florida (compensatory)
- 6a. Odom, Joe, LB, Purdue (from Miami)
- 6b. Forsey, Brock, RB, Boise St. (compensatory)
7. Anderson, Bryan, G, Pitt. (compensatory)

### 2004 (Apr 24-25)

1. Harris, Tommie, DT, Okla.
2. Johnson, Tank, DT, Wash.
3. Berrian, Bernard, WR, Fresno St.
- 4a. Vasher, Nathan, CB, Texas
- 4b. Joe, Leon, LB, Maryland (from San Francisco)
- 5a. Harriott, Claude, DE, Pitt. (from San Francisco)
- 5b. Krenzel, Craig, QB, Ohio St.
6. (to Washington for Bryan Johnson)
7. Marshall, Alfonso, CB, Miami (FL)

### 2005 (Apr 23-24)

1. Benson, Cedric, RB, Texas
2. Bradley, Mark, WR, Oklahoma
3. (to Miami for DE Adewale Ogunleye)
4. Orton, Kyle, QB, Purdue
5. Currie, Aierse, WR, Clemson
6. Harris, Chris, S, La. Monroe
7. Wilson, Rodrigues, LB, South Carolina

### 2006 (Apr 29-30)

1. (to Buffalo for second and third-round picks)
- 2a. Manning, Danieal, S, Abilene Christian (from Buffalo)
- 2b. Hester, Devin, CB, Miami (Fla.)
- 3a. Dvoracek, Dusty, DT, Oklahoma (from Buffalo)
- 3b. (to Carolina for CB Ricky Manning, Jr.)
4. Williams, Jamar, LB, Arizona St.
5. Anderson, Mark, DE, Alabama
- 6a. Runnels, J.D., FB, Oklahoma
- 6b. Reed, Tyler, G, Penn State (from Seattle)
7. (to Miami for LB Brendon Ayanbadejo)

## 2005 CLASS CONTRIBUTIONS

The draft class of 2005 played a significant role in helping the Bears win the NFC North title. Fourth-round pick **Kyle Orton** became the Bears rookie record holder for starts, wins, pass attempts, completions, yards and tied for TD passes. Sixth-round pick **Chris Harris** started 13 of 14 games played and ranked eighth on the team with 80 tackles and tied for third with three interceptions. **Cedric Benson**, the Bears first-round pick, ranked third on the team with 272 yards on 67 carries, starting one of nine games played. WR **Mark Bradley**, a second-round selection, was the Bears fifth-leading receiver with 18 catches for 230 yards despite playing in just seven games due to a knee injury.



# History

## All-Time Bears Jersey Numbers

*This is a list of the jersey numbers and the players who wore them in the regular season (not pre-season or training camp). The Bears are trying to update this to represent the years they wore the number (as opposed to the years they played with the Bears). If you have information, please write to: Bears PR, 1000 Football Drive, Lake Forest, IL 60045. Special thanks to Dallas Himm and Bob Wolf who helped compile this list.*

### 1

Jim Conzelman (1920)  
Jake Lanum (1920-24)  
Oscar Johnson (1924)  
Paddy Driscoll (1926-29)  
Lee Artoe (1945)  
Jeff Jaeger (1996-99)

### 2

Ed Sternaman (1920-27)  
Joe LeFleur (1922-25)  
Ralph King (1925)  
Link Lyman (1926-34)  
Dick Nesbitt (1930-33)  
Bill Pollock (1935-36)  
Gary Famiglietti (1938-45)  
Doug Flutie (1986)  
Will Furrer (1992)  
Mike Horan (1998)  
Paul Edinger (2000-04)

### 3

Robert Koehler (1920-21)  
Clifford Ashburn (1930)  
Bronko Nagurski (1930-43)  
Albert Johnson (1938)  
Lewis Hamity (1941)  
Dante Magnani (1943, 46, 49)  
Jim Fordham (1944-45)  
Eddie Allen (1947)  
Wally Dreyer (1949)

#### RETIRED FOR NAGURSKI

### 4

Pard Pearce (1920-22)  
Johnny Bryan (1922-25)  
Joe Sternaman (1922-29)  
Keith Molesworth (1931-38)  
Reino Nori (1938)  
Henry Clarke (1940-43)  
Dante Magnani (1943, 46, 49)  
Frank Maznicki (1942)  
Tip Mooney (1944-46)  
Nick Sacrinty (1947)  
John Roveto (1982)  
Steve Fuller (1984-87)  
Jim Harbaugh (1988-93)  
Steve Walsh (1994-95)  
Moses Moreno (1998)  
Brad Maynard (2001-05)

### 5

Charley Dressen (1920)  
Ken Huffine (1921)  
Carl Hanke (1922)  
George Bolan (1921-24)  
Laurie Walquist (1922-31)  
Bill Buckler (1926-31)  
George Corbett (1932-38)

Anton Stofa (1939)  
Robert MacLeod (1939-40)  
George McAfee (1940-50)  
Billy Stone (1951-54)

#### RETIRED FOR McAfee

### 6

Sid Gepford (1920)  
Jim Kendrick (1924)  
Hec Garvey (1922-25)  
Bill Senn (1926-31)  
Bernie Leahy (1932)  
Gene Ronzani (1933-40)  
John Siegal (1939-43)  
Don Kindt (1947-56)  
Hans Nielsen (1981)  
Kevin Butler (1985-95)

### 7

George Halas (1920-29)  
Joseph Lintzenich (1930-31)  
John Sisk (1932-36)  
Ernest Rentner (1936-37)  
John Oelerich (1938)  
Edgar Manske (1938-40)  
Bill Geyer (1942)  
Ed Sprinkle (1944-55)  
John Huarte (1972)  
Bob Avellini (1975-84)

#### RETIRED FOR HALAS

### 8

Leo Johnson (1920)  
Pete Stinchcomb (1921-22)  
Johnny Bryan (1922-25)  
Roy White (1923-27)  
Carl Brumbaugh (1930-37)  
Al Moore (1932)  
George Grosvenor (1935-36)  
Charles Heileman (1939)  
Hugh Gallarneau (1941-45)  
Dante Magnani (1943, 46, 49)  
Bill Glenn (1944-45)  
James Canady (1948-49)  
Vince Evans (1977-83)  
Maury Buford (1985-86, 89-91)  
Mike Hohensee (1987)  
Pat O'Neill (1995)  
Carlos Huerta (1996)  
Cade McNown (1999-2000)  
Rex Grossman (2003-05)

### 9

Johnny Bryan (1922-25)  
Roy White (1923-27)  
Clifford Lemon (1926)  
Walter Holmer (1929-30)  
Paul Franklin (1930-34)  
John Bettridge (1937)  
Ray Buivid (1937-38)  
Bill Osmanski (1939-45)  
Dick Flanagan (1948-49)  
Bob Williams (1951-53)  
William Wade (1961-66)  
Virgil Carter (1977)  
John Roveto (1981)  
Jim McMahon (1982-88)  
Shane Matthews (1993-96, 99-01)  
Chad Hutchinson (2004)  
Robbie Gould (2005)

### 10

Burt Ingwersen (1920-21)  
Gus Fetz (1923)  
Oscar Johnson (1924)  
Milton Romney (1925-29)  
Leland Elnes (1929)  
Leo Jensvold (1931)  
Jack Manders (1933-40)  
Arthur Buss (1934-35)  
John Petty (1942)  
Noah Mullins (1946-49)  
Al Campana (1950-53)  
Tom O'Connell (1953)  
Rudy Bukich (1963-68)  
Bobby Douglass (1970-76)  
John Duvic (1987)  
Peter Tom Willis (1990-93)  
Anthony Brooks (1993-94)  
Mark Butterfield (1996)  
Jaret Holmes (1999)  
Louie Aguiar (2000)  
Henry Burris (2002)  
Kordell Stewart (2003)  
Doug Brien (2005)

### 11

Andy Feichtinger (1920-21)  
Oscar Knop (1923-28)  
Leland Elnes (1929)  
Lennon Blackman (1930)  
Link Lyman (1926-34)  
Harold Ely (1932)  
John Doehring (1932-37)  
Clifford Hansen (1933)  
Arthur Buss (1934-35)  
Joe Maniaci (1938-42)  
Frank Morris (1942)  
Bill Geyer (1943, 46)  
Russ Reader (1947)  
Fred Evans (1948)  
Julie Rykovich (1949-51)  
Jim Haluska (1956)  
Jack Cannannon (1967-71)  
Virgil Carter (1976)  
Greg Landry (1984)  
Kevin Brown (1987)  
Brian Gwinn (1999)  
Mark Hartsell (2000)  
Jeff Blake (2005)

### 12

Jerry Jones (1920-21)  
Lou Usher (1920)  
Abe Yourist (1923)  
Link Lyman (1926-34)  
John Ryan (1929)  
Frank Sullivan (1935-39)  
Anton Stofa (1939)  
Harold Lahar (1941-43)  
Jim Benton (1943)  
Abe Croft (1944-45)  
Walter Lamb (1946)  
Steve Romanik (1950-53)  
Zeke Bratkowski (1954-59)  
Dick Norman (1961-62)  
Larry Rakestraw (1964-67)  
Rusty Lisch (1984)  
Steve Bradley (1987)  
Erik Kramer (1994-98)  
Brent Bartholomew (2000)  
Chris Chandler (2002-03)  
Jonathan Quinn (2004)  
Justin Gage (2005)

# History

## All-Time Bears Jersey Numbers

### 13

Guy Chamberlin (1920-21)  
George Trafton (1920-32)  
Joe Stydahr (1936-46)  
Monte Merkel (1942-43)  
Jake Sweeney (1944)  
Frank Ramsey (1945)  
Bob Snyder (1945)  
Thurman Garrett (1947-48)  
Jack Dugger (1949)  
Rick Mirer (1997)

### 14

Kile MacWherter (1920)  
JR Taylor (1921-22)  
Fred Larson (1922)  
Link Lyman (1926-34)  
Harold Cunningham (1929)  
Frank Don Pauley (1930)  
Lloyd Burdick (1931-32)  
Fred Crawford (1934-35)  
Dick Plasman (1937-41, 44)  
Chuck Drulis (1942)  
George Zorich (1944-46)  
Ed Cifers (1947-48)  
Wayne Hansen (1950-59)  
Willie Thrower (1953)  
Ken Gorgai (1955-56)  
Rudy Bukich (1958-59, 62)  
Bobby Douglass (1969)  
Buddy Lee (1971)  
Jim Harbaugh (1987)  
Ben Bennett (1988)

### 15

Jim Conzelman (1920)  
Walter Veach (1920)  
Harry Englund (1920-23)  
Pat Flaherty (1923)  
Verne Mullen (1923-25)  
Bill Fleckenstein (1925-30)  
William Buckler (1926-31)  
Henry Hammond (1937)  
Al Matzuza (1941-45)  
Forest Masterson (1945)  
Mike Holovak (1947-48)  
Curley Morrison (1950-53)  
Ed Brown (1954-61)  
Virgil Carter (1968-69)  
Mirro Roder (1973-74)  
Mike Phipps (1977-81)  
Dave Finzer (1984)  
Bryan Wagner (1987-88)  
Jim Miller (1999-2002)

### 16

Randolph Young (1920)  
Russell Smith (1921-23)  
Ed Healey (1922-27)  
William Buckler (1926-31)  
John Polisky (1929)  
Henry Anderson (1931)  
Charles Braidwood (1932)  
Harry Richman (1929)  
Bronko Nagurski (1930-39)  
George Musso (1933-44)  
Milt Vucinich (1945)  
Rudy Mucha (1945-46)  
Hank Norberg (1948)  
George Blanda (1949-58)  
Ed Cody (1949-51)  
Kent Nix (1970-71)  
Bob Thomas (1975-84)  
Tim Lashar (1987)  
Todd Sauerbrun (1995-99)  
Craig Krenzel (2004)  
Mark Bradley (2005)

### 17

Ross Petty (1920)  
Ralph Scott (1921-25)  
Fred Larson (1922)  
Elmer Wynne (1928)  
George Lyon (1929)  
Everett Nelson (1929)  
Milton Frump (1930)  
Jim Pederson (1932)  
Joe Zeller (1938)  
Bob Snyder (1939-43)  
Pete Gudauskas (1943-44)  
Richie Petitbon (1959-68)  
Cliff Hardy (1971)  
Ike Hill (1973-74)  
Tom Barnhardt (1987)  
Sean Payton (1987)  
Quintin Smith (1990)  
Chris Gardocki (1992-94)  
Dave Krieg (1996)  
Danny Wuerffel (2001)  
Cory Sauter (2002)

### 18

JL Shank (1920)  
Heartley Anderson (1922-27)  
Ed Anderson (1923)  
Richard Murry (1924)  
Don Murry (1924-31)  
Edward Michaels (1935)  
Jim Mooney (1935)  
Joe Stydahr (1936-46)

Edgar Manske (1937)  
Alec Shellog (1939)  
Adolph Kissell (1942)  
Joe Osmanski (1946-49)  
Fred Negus (1950)  
Ron Knox (1957)  
Jerry Moore (1971-72)  
Mike Tomczak (1985-90)  
Steve Stenstrom (1995-98)  
Chris Boniol (1999)  
Kyle Orton (2005)

### 19

Chester May (1920)  
Walter "Red" May (1920)  
George Bolan (1921-24)  
Frank Hanny (1922-26)  
Earl Evans (1926-29)  
Lemon Blackmon (1930)  
Eugene Smith (1930)  
Latham Flanagan (1931)  
Charles Tackwell (1931-33)  
Dick Stahlman (1933)  
Ed Kawal (1931-36)  
Lou Gordon (1938)  
John Siegal (1939-43)  
Phil Martinovich (1940)  
Bill Hempel (1942)  
Nick Kerasiotis (1942-44)  
Dominic Sigillo (1943-44)  
Peter Perez (1945)  
Don Perkins (1945-46)  
Harper Davis (1950)  
Gary Huff (1973-76)  
Ray Stachowicz (1983)  
Carl Ford (2005)

### 20

Jack Minton (1921-22)  
Paddy Driscoll (1926-29)  
Ted Drews (1928)  
Zuck Carlson (1929-36)  
Fred Dreher (1938)  
Bob Nowaskey (1940-42)  
James Logan (1942-43)  
Fred Munde (1943-45)  
Jim Keane (1946-51)  
Ray Gene Smith (1954-47)  
Pete Johnson (1959)  
Justin Rowland (1960)  
Bobby Jackson (1961)  
Joe Taylor (1967-74)  
Mike Adamle (1975-76)  
Reuben Henderson (1981-82)  
Kevin Potter (1983-84)  
Thomas Sanders (1985-89)

## RETIRED NUMBERS

The Bears have retired 13 jersey numbers, most in the NFL and two behind baseball's New York Yankees with 15. Both clubs are short of the NBA's Boston Celtics 21 retired numbers.

3 Bronko Nagurski, RB-T  
5 George McAfee, RB-DB  
7 George Halas, E  
28 Willie Galimore, RB  
34 Walter Payton, RB  
40 Gale Sayers, RB  
41 Brian Piccolo, RB

42 Sid Luckman, QB  
51 Dick Butkus, LB  
56 Bill Hewitt, E  
61 Bill George, LB  
66 Clyde "Bulldog" Turner, C-LB  
77 Harold "Red" Grange, RB-DB



# History

## All-Time Bears Jersey Numbers

Mark Carrier (1990-96)  
Corey Dowden (1997)  
James Allen (1998-2001)  
Roosevelt Williams (2002)  
Thomas Jones (2004-05)

### 21

Hugh Blacklock (1920-25)  
Verne Mullen (1923-25)  
Dick Sturtridge (1928-29)  
Daniel McMullen (1930-31)  
Paul Engebretsen (1932)  
Wayland Becker (1934)  
Dan Fortmann (1936-43)  
Chuck Drulis (1945-50)  
Bunny Figner (1953)  
Ron Drzewiecki (1955-56)  
Perry Jeter (1956-57)  
John Arnett (1964-66)  
Cecil Turner (1968-73)  
Dave Gagnon (1974)  
Nemiah Wilson (1975)  
Leslie Frazier (1981-85)  
Reggie Phillips (1987)  
Donnell Woolford (1989-96)  
Darnell Autry (1997)  
Terry Cousin (1998-99)  
R.W. McQuarters (2000-04)  
Rashied Davis (2005)

### 22

Roy Adkins (1920-21)  
Jim McMillen (1924-29)  
Paul Schuette (1930-32)  
William Karr (1933-38)  
Saul Sherman (1939-40)  
Norm Standlee (1941)  
Lloyd Reese (1946)  
Ed Ecker (1947)  
Bobby Layne (1948)  
George Blanda (1949-58)  
SJ Whitman (1953-54)  
Jesse Castete (1956)  
Billy Martin (1962-64)  
Bill Martin (1964-65)  
Charlie Brown (1966-67)  
Ross Montgomery (1969-70)  
Cyril Pinder (1971)  
Clifton Taylor (1974)  
Johnny Musso (1975-77)  
Dave Williams (1979-81)  
Dave Duerson (1983-88)  
Johnny Bailey (1990-91)  
Robert Green (1993-96)  
Ronnie Harmon (1997)  
Shawn Wooden (2000)  
Than Merrill (2001)  
Brock Williams (2003)  
Alfonso Marshall (2004)

### 23

Guy Chamberlain (1920-21)  
Roy White (1923-27)  
Ernie Vick (1925-27)  
Ralph Maillard (1929)  
Lyle Drury (1930-31)  
Gilbert Bergerson (1932-33)  
Victor Zizak (1934)  
Ted Rosequist (1934-36)  
Verne Oech (1936)  
Ernest Renter (1936-37)

Aldo Forte (1939-42)  
Connie Berry (1942-46)  
Washington Serini (1948-51)  
Jerry Shipkey (1953)  
Dave Whitsell (1961-66)  
Al Dodd (1967)  
Clarence Childs (1958)  
Lee Calland (1969)  
Dick Daniels (1969-70)  
Joe Barnes (1974)  
Len Walterscheid (1977-82)  
Shaun Gayle (1984-94)  
Marty Carter (1995-98)  
Jerry Azumah (1999-2005)

### 24

Lennie High (1920)  
Heartley Anderson (1922-27)  
Chuck Kassel (1927)  
Reginald Russell (1928)  
Luke Johnsos (1929-37)  
Frank Bausch (1937-40)  
Billy Hughes (1940-41)  
Fred Davis (1946-51)  
Erich Barnes (1958-60)  
Roosevelt Taylor (1961-68)  
Don Shy (1970-72)  
Willie Roberts (1973)  
Virgil Livers (1975-79)  
Jeff Fisher (1981-84)  
Vestee Jackson (1986-89)  
Eric Jefferies (1987)  
Richard Fain (1992)  
Kevin Miniefield (1993-96)  
Terry Cousin (1997)  
Glyn Milburn (1998-2001)  
Reggie Austin (2002)  
Cameron Worrell (2003-04)

### 25

Garland Grange (1929-31)  
Charles Malone (1933)  
Walter Kiesling (1934)  
Forrest McPherson (1935)  
Ray Nolting (1936-43)  
Jackie Hunt (1945)  
Mike Jarmoluk (1946-47)  
Ed Macon (1952-54)  
JC Caroline (1956-65)  
Linzy Cole (1970)  
Ron Shanklin (1975-76)  
Art Best (1977-78)  
Lonnie Perrin (1979)  
Todd Bell (1981-86)  
Brad Muster (1988-92)  
Keshon Johnson (1993-94)  
Anthony Johnson (1995)  
Pat Eilers (1995)  
Chris Martin (1996)  
Tom Carter (1997-99)  
Thomas Smith (2000)  
Autry Denson (2001)  
Bobby Gray (2002-04)

### 26

Jim Kendricks (1924)  
Harold Erickson (1925)  
John Mohardt (1925)  
Henry Vick (1925-27)  
Bert Pearson (1929-34)  
Milford Miller (1932)

Kay Bell (1937)  
Charles Apolskis (1938-39)  
Al Baisi (1940-42)  
Al Hoptowit (1941-45)  
Joe Abbey (1948-49)  
Richard Barwegen (1950-52)  
Charles Sumner (1955-58)  
Bennie McRae (1962-70)  
Carl Garrett (1973-74)  
Matt Suhey (1980-89)  
John Mangum (1990-98)  
Jermaine Jones (1999)  
Todd McMillon (2000-04)  
Daven Holly (2005)

### 27

James Crawford (1925)  
Walter Voss (1927-28)  
Harvey Long (1929)  
John Polisky (1929)  
Ed Kawal (1931-36)  
Alvin Culver (1932)  
John Doehring (1932-37)  
Milt Trost (1935-39)  
Joe Mihal (1940-41)  
Edgar Jones (1945)  
Owen Goodnight (1946)  
John Sisk, Jr. (1964)  
Randy Montgomery (1974)  
Bob Grim (1975)  
Mike Richardson (1983-88)  
Brian Taylor (1989)  
Lewis Tillman (1994-95)  
Walt Harris (1996-2001)  
Rabih Abdullah (2002-03)  
Jason Shivers (2004)  
Chris Thompson (2005)

### 28

Ed Garvey (1925)  
Aldous Haddon (1928)  
Larry Steinbach (1930-31)  
Fritz Febel (1935)  
Robert Allman (1936)  
Gust Zarnas (1938)  
Chet Chesney (1939-40)  
Bob Steuber (1942-43)  
Lloyd Lowe (1953-54)  
Willie Galimore (1957-63)  
**RETIRED FOR GALIMORE**

### 29

Bill McElwain (1925)  
John Wallace (1928)  
Joe Kopcha (1929-33)  
Gus Mastrogany (1931)  
Russ Thompson (1936-39)  
Ed Kolman (1940-44)  
Douglas McNulty (1943-44)  
Glenn Burgeis (1945)  
John Hoffman (1949-56)  
McNeil Moore (1954-56)  
Glen Shaw (1960)  
Ronnie Bull (1962-70)  
Bob Jeter (1971-72)  
Mike Morgan (1978)  
Vaughn Lusby (1980)  
Dennis Gentry (1982-92)  
Raymont Harris (1994-97)  
Frankie Smith (1998-2001)  
Adrian Peterson (2002-05)

# History

## All-Time Bears Jersey Numbers

**30**

Gerald Seiberling (1932)  
Bob Dunlap (1935)  
George Wilson (1937-46)  
Allen H. Smith (1947-48)  
Herb Falkenberg (1952)  
Bobby Jack Floyd (1953)  
Chick Jagade (1954-55)  
Jimmy Gunn (1970-75)  
John Skibinski (1978-81)  
Jack Cameron (1984)  
George Duarte (1987)  
George Streeter (1989)  
James Rouse (1990-91)  
Tony Carter (1994-97)  
Ricky Bell (1998)  
Mike Brown (2000-05)

**31**

Dick Schweidler (1938-41)  
Len Akin (1942)  
Paul Padmajersky (1944)  
Stuart Clarkson (1946-50)  
Emerson Cole (1952)  
Joe Fortunato (1955-66)  
Ross Brupbacher (1970-73)  
Bill Knox (1974-76)  
Anthony Hutchison (1983-84)  
Thomas Sanders (1985-89)  
Ken Taylor (1984)  
Eric Jefferies (1987)  
Bruce McCray (1987)  
Greg Lasker (1988)  
Mark Green (1989-92)  
Rashaan Salaam (1995-97)  
Daimon Shelton (2001-02)  
Nathan Vasher (2004-05)

**32**

Art Buck (1941)  
Al Grygo (1944-45)  
Allen Smith (1947-48)  
Johnny Lujack (1948-51)  
Leon Campbell (1952-54)  
Lionel Taylor (1959)  
Ralph Kurek (1965-70)  
Charlie Ford (1971-73)  
Chris Brewer (1987)  
Garland Rivers (1987)  
Lemuel Stinson (1988-92)  
Dwayne Joseph (1995-96)  
Ricky Bell (1997)  
Edgar Bennett (1998-99)  
Marlon Barnes (2000)  
Leon Johnson (2001-02)  
Todd Johnson (2004)  
Cedric Benson (2005)

**33**

Denny Meyers (1931)  
Herb Joesting (1931-32)  
Bernie Masterson (1934-40)  
Ray Nolting (1936-43)  
George McAfee (1940-41; 1945-50)  
Frank Martin (1941)  
Johnny Long (1944-45)  
Bill Johnson (1946-47)  
Jack Karwales (1946-47)

Allen Lawler (1948)  
Bob Perina (1949-50)  
Wizzer White (1951-52)  
Jerry Shipkey (1953)  
Larry Morris (1959-65)  
Mike Hull (1968-70)  
Jim Grabowski (1971)  
Gary Kosins (1972-74)  
Ted Vactor (1975)  
Jack Deloelaine (1979)  
Calvin Thomas (1982-87)  
Lars Tate (1990)  
Darren Lewis (1991-92)  
Merrill Hoge (1994)  
Tyronne Hughes (1997)  
Bam Morris (1998)  
Larry Whigham (2001-02)  
Charles Tillman (2003-05)

**34**

Jack Torrance (1939-40)  
John Federovich (1941-42)  
John Dottle (1951-53)  
Joe Marconi (1962-66)  
Tim Casey (1969)  
Bill Tucker (1971)  
Norm Hodgins (1974)  
Walter Payton (1975-87)  
**RETIRED FOR PAYTON**

**35**

Dick Bassi (1938-39)  
Lee Artoe (1940-43)  
Bill Steinkemper (1942-43)  
Fred Hartman (1947)  
Paul Stenn (1948-51)  
Rick Casares (1955-64)  
Jim Harrison (1971-74)  
Roland Harper (1975-82)  
Mike Hintz (1987)  
Neal Anderson (1986-93)  
James Burton (1994-97)  
Anthony Thomas (2001-04)  
Todd Johnson (2005)

**36**

Stuart Clarkson (1942)  
Bill Steinkemper (1942-43)  
Fred Munde (1943)  
John Morton (1945)  
Tom Farris (1946-47)  
Bill DeCorrevont (1948-49)  
Merrill Douglas (1958-60)  
James Smith (1961)  
Ron Copeland (1969)  
Roger Lawson (1972-73)  
Perry Williams (1974)  
Tom Donchez (1975)  
Larry Schreiber (1976)  
Wentford Gaines (1978-80)  
Maurice Douglas (1986-94)  
Frank Harris (1987)  
Markus Paul (1989-93)  
Anthony Marshall (1994-97)  
Ray Austin (1998-99)  
Stanley Pritchett (2001-03)  
Jerrell Pippens (2004)  
Brandon McGowan (2005)

**37**

Edward Aspatore (1934)

Young Bussey (1940-41)  
James Logan (1942-43)  
Bernie Digris (1943)  
Bob Steuber (1943)  
Bob Masters (1943-44)  
Edgar Jones (1945)  
Charles Mitchell (1945)  
Broughton Williams (1947)  
John O'Quinn (1960-61)  
George Youngblood (1969)  
Rich Coady (1970-74)  
Cid Edwards (1975)  
Conrad Graham (1973)  
Willie McClendon (1979-82)  
Darryl Clark (1987)  
Maurice Douglass (1986-94)  
Pat Eilers (1995)  
Keshon Johnson (1995)  
Tony Parrish (1998-2001)  
Damon Moore (2002)  
Jason McKie (2003-05)

**38**

Roger Ashmore (1927)  
Sam Francis (1937-38)  
Charles Apolskis (1938-39)  
Bill Milner (1947-49)  
Ed Bradley (1950-51)  
William Brown (1961)  
Ray Ogden (1969-71)  
Dave Juenger (1973)  
Lakai Heimuli (1987)  
John Hardy (1991)  
Tim Worley (1993-94)  
Mike Faulkerson (1995-96)  
Mike Dulaney (1997)  
Robert Chancey (1998)  
Eric Joyce (2002)

**39**

George Gulyanics (1947-52)  
Pete Perini (1953-54)  
JD Smith (1956)  
Ralph Anderson (1958)  
John Adams (1959-62)  
Phil Clark (1970)  
Reggie Sanderson (1973)  
Robin Earl (1977-82)  
Al Wolden (1987)  
Jeremy Lincoln (1992-95)  
Curtis Enis (1998)  
Reggie Austin (2001)  
Travis Coleman (2002)

**40**

Al Campana (1950-53)  
Frank Dempsey (1950-53)  
Stan Wallace (1954-57)  
Don Mullins (1961-62)  
Gale Sayers (1965-71)  
Steve Trimble (1987)

**RETIRED FOR SAYERS**

**41**

John Schiechl (1945-46)  
Jack Matheson (1947)  
Alf Bauman (1948-50)  
Babe Dimancheff (1952)  
Harland Carl (1956)  
Brian Piccolo (1966-69)

**RETIRED FOR PICCOLO**



# History

## All-Time Bears Jersey Numbers

**42**

Sid Luckman (1939-50)  
**RETIRED FOR LUCKMAN**

**43**

Jim Dooley (1952-60)  
Larry Glueck (1963-65)  
Bob Jones (1967)  
George Farmer (1970-75)  
Earl Douthitt (1975)  
Craig Clemons (1972-77)  
Mike Ulmer (1980)  
Emery Moorehead (1981)  
Walt Williams (1982-83)  
Lorenzo Lynch (1987-90)  
Trevor Cobb (1994)  
Dennis Lundy (1995)  
Mike Green (2000-05)

**44**

Paul Goebel (1925)  
Earl Evans (1926-29)  
Ray Richards (1933-36)  
Bob Margarita (1944-46)  
Frank Minini (1947-49)  
Frank Szymanski (1949)  
WD Garrett (1950)  
Gary Lyle (1968-74)  
Terry Schmidt (1976-84)  
Mike Stoops (1987)  
Todd Krumm (1988)  
Bob Christian (1992-94)  
Michael Hicks (1996-97)  
Curtis Enis (1999-2000)  
Brock Forsey (2003)

**45**

Walt Stickel (1946-49)  
Gerald Weatherly (1950-52)  
Billy Stone (1951-54)  
Bobby Watkins (1955-57)  
Rocky Ryan (1958)  
Don Bishop (1959)  
Dick Gordon (1965-71)  
Gary Fencik (1976-87)  
Craig Heyward (1993)  
Tony Stargell (1997)  
Scott Dragos (2000-01)

**46**

Al Babartsky (1943-45)  
Chuck Hunsinger (1950-52)  
William Anderson (1953-54)  
Don Bingham (1956)  
Jesse Whittenton (1958)  
Angelo Coia (1960-63)  
Curtiss Gentry (1966-68)  
Craig Baynham (1970)  
Matt Maslowski (1972)  
Pete Van Valkenburg (1974)  
Doug Plank (1975-82)  
Anthony Mosley (1987)  
Mickey Pruitt (1988-90)  
John Ivlow (1993)  
Marlon Forbes (1996-98)  
Chris Harris (2005)

**47**

Ted Rosequist (1934-36)  
Bill Conkright (1937-38)  
Rex Proctor (1953)  
Johnny Morris (1958-67)

John Davis (1970)  
Ken Grandberry (1974)  
Mike Spivey (1977-79)  
Jonathan Hoke (1980)  
Egypt Allen (1987)  
Anthony Blaylock (1993)  
Randy Hilliard (1998)  
Chris Hudson (1999)  
Ray McElroy (2000)  
Bryan Johnson (2004-05)

**48**

Beattie Feathers (1934-37)  
Bob Swisher (1938-41)  
Charles O'Rourke (1942)  
Joe Vodicka (1943-45)  
Howie Livingston (1953)  
Harry Hugasian (1955)  
Vic Zucco (1957-59)  
Tommy Neck (1962-63)  
Andy Livingston (1964-65)  
Ron Smith (1965-70)  
Allen Ellis (1973-79)  
Reggie Phillips (1985-87)  
Clifton Abraham (1996)  
Van Hiles (1997)  
Gabe Reid (2003)

**49**

James Lesane (1952-53)  
Henry Mosley (1955)  
Jack Johnson (1957-59)  
Charles Bivins (1960-66)  
Major Hazelton (1968-69)  
David Tate (1968-71)  
Joe Moore (1971-72)  
Dave Becker (1980)  
Donald Jordan (1984)  
Tremayne Allen (1997)  
Ty Hallock (1998-99)  
Marq Cerqua (2002)  
Mark Edwards (2005)

**50**

Gerald Weatherly (1950-54)  
John Damore (1957-58)  
Mike Pyle (1961-69)  
Bob Hyland (1970)  
Gene Hamlin (1971)  
Waymond Bryant (1974-78)  
Chris Devlin (1978)  
Mark Merrill (1979)  
Mike Singletary (1981-92)

**51**

Wayne Hansen (1950-58)  
Ken Kavanaugh (1940-47)  
Clinton Wager (1942-43)  
Rudy Smeja (1944-45)  
Dick Butkus (1965-73)  
Mel Rogers (1977)  
Doug Becker (1978)  
Bruce Herron (1978-82)  
Kelvin Atkins (1983)  
Jim Morrissey (1985-93)  
Mark Rodenhauser (1987)  
**RETIRED FOR BUTKUS**

**52**

Rich Coady (1970-74)  
John Babinecz (1975)  
Dan Neal (1975-84)

Cliff Thrift (1985)  
Larry Rubens (1986)  
Len Seward (1987)  
Mark Rodenhauser (1987-88)  
Mickey Pruitt (1988-91)  
Darwin Ireland (1995)  
Robert Bass (1995)  
Bryan Cox (1996-97)  
Andre Collins (1998)  
Keith Burns (1999)  
Bobbie Howard (2001-03)  
Marcus Reese (2004)

**53**

Pat Preston (1946-49)  
Bill Wightkin (1950-57)  
Billy Autrey (1953)  
Ken Kirk (1960)  
James Purnell (1964-69)  
Dave Martin (1969)  
Larry Rowden (1971)  
Gail Clark (1973)  
Dan Peiffer (1975-77)  
Tommy Hart (1978-79)  
Paul Tabor (1980-82)  
Dan Rains (1982-86)  
Larry Rubens (1986)  
Danté Jones (1988-94)  
Michael Lowery (1996-97)  
Lemanski Hall (1998)  
Warrick Holdman (1999-2003)  
Leon Joe (2004)  
Corey Jenkins (2004)  
Leon Joe (2005)

**54**

Joe Savoldi (1930)  
Jesse Hibbs (1931)  
Dick Klawitter (1956-57)  
Charles Howley (1958-59)  
Roger LeClerc (1960-66)  
Bill McKinney (1972)  
Adrian Young (1973)  
Larry Ely (1975)  
Tom Hicks (1976-80)  
Brian Cabral (1981-84)  
Doug Rothschild (1987)  
John Adickes (1987-88)  
LaSalle Harper (1989)  
Greg Briggs (1996)  
Ron Cox (1990-95, 1997)  
Ricardo McDonald (1998-99)  
Brian Urlacher (2000-05)

**55**

Bob Fenimore (1947)  
Fred Venturilli (1948)  
JR Boone (1948-51)  
Robert Moser (1951-54)  
Larry Strickland (1954-59)  
Doug Buffone (1966-79)  
Otis Wilson (1980-87)  
John Roper (1989-92)  
Vinson Smith (1993-96)  
Sean Harris (1997)  
Greg Jones (2001)  
Mike Caldwell (2002)  
Lance Briggs (2003-05)

**56**

Bill Hewitt (1932-36)  
**RETIRED FOR HEWITT**

# History

## All-Time Bears Jersey Numbers

**57**

Billy Patterson (1939)  
Ray McLean (1940-47)  
JR Boone (1948-51)  
Rich Leeuwenberg (1965)  
Dan Pride (1968-69)  
Don Rives (1973-78)  
Lee Kunz (1979-81)  
Al Chesley (1982)  
Bruce Huther (1982)  
David Simmons (1983)  
Tom Thayer (1985-92)  
Eldridge Milton (1987)  
Sean Harris (1995-96)  
Anthony Peterson (1997)  
Olin Kreutz (1998-2005)

**58**

Ed Neal (1951)  
John Kreamcheck (1953-55)  
Bob Konovsky (1960)  
Franklin McRae (1967)  
Jim Ferguson (1969)  
Bob Pifferini (1972-75)  
Jerry Muckensturm (1976-82)  
Wilber Marshall (1984-88)  
Steve Hyche (1989)  
Michael Stonebreaker (1991)  
Jay Leeuwenburg (1992-95)  
Chris Villarrial (1996-2003)  
Jeremy Cain (2004-05)

**59**

Rudy Kuechenberg (1967-69)  
Carl Gersbach (1975)  
Gary Campbell (1977-83)  
Ron Rivera (1984-92)  
Joe Cain (1993-96)  
Daryl Carter (1997)  
Jim Schwantz (1998)  
Rosevelt Colvin (1999-2002)  
Joe Odom (2003-05)

**60**

Don Healy (1958-59)  
Roger Davis (1960-63)  
Brian Schweda (1966)  
Doug Kriewald (1967-68)  
LeeRoy Caffey (1970)  
Wally Chambers (1973-77)  
Lynn Boden (1979)  
Tom Andrews (1984-85)  
Stan Thomas (1991-92)  
Gene McGuire (1993-94)  
Darwin Ireland (1994-95)  
Casey Wiegmann (1997-2000)  
Terrence Metcalf (2002-05)

**61**

Richard Barwegen (1950-52)  
Bill George (1952-65)  
Don Croftcheck (1967)  
Glen Holloway (1970-73)  
**RETIRED FOR GEORGE**

**62**

Frank Dempsey (1950-53)  
Kline Gilbert (1953-57)  
Mike Reilly (1964-68)  
Glen Holloway (1970-73)  
Tom Forrest (1974)  
Dan Jiggetts (1976-82)  
Mark Bortz (1983-93)  
Chris Gray (1997)  
Robert Newkirk (2000-01)  
Lennie Friedman (2005)

**63**

ML Brackett (1956-57)  
Bob Wetoska (1960-69)  
John Neidert (1970)  
Steve Kinney (1973-74)  
Mark Nordquist (1975-76)  
Fred Dean (1977)  
Jon Morris (1978)  
Tony Ardizzone (1979)  
Jay Hilgenberg (1981-91)  
Todd Burger (1993-97)  
Ryan Benjamin (2001)  
Jody Littleton (2002)  
Corbin Lacina (2003)  
Roberto Garza (2005)

**64**

Terrell "Ted" Daffer (1954)  
Mike Rabold (1964-66)  
Larry Horton (1972-73)  
Ernie Jenet (1972-74)  
Ted Albrecht (1977-81)  
John Roehlk (1987)  
Dave Zawatson (1989)  
Glenell Sanders (1990)  
Mirko Jurkovic (1992)  
Andy Heck (1994-98)  
Rex Tucker (1999-2004)

**65**

Herman Clark (1952-56)  
John Hatley (1953)  
Abe Gibron (1958-59)  
Stan Fanning (1960-62)  
Tom Bettis (1963)  
Randy Jackson (1967-74)  
Noah Jackson (1975-83)  
Eugene Rowell (1987)  
Tony Woods (1989)  
Terry Price (1990)  
Jim Schwantz (1992)  
Tory Epps (1993-94)  
Evan Pilgrim (1995-97)  
Patrick Mannelly (1998-2005)

**66**

Phil Martinovich (1940)  
Clyde Turner (1940-52)  
John Schiechl (1945-46)  
**RETIRED FOR TURNER**

**67**

Ed Bradley (1950-51)  
Tom Roggeman (1956-57)  
Ted Karras (1960-64)  
George Seals (1965-71)  
Bill Line (1972)  
Mike Hoban (1974)  
Dan Hultz (1974)

Phil McKinnely (1982)  
Tim Norman (1983-76)  
John Arp (1987)  
Jerry Fontenot (1989-96)  
Bill Schultz (1997)  
Greg Huntington (1997-99)  
Josh Warner (2003-2004)

**68**

Gerald Stautberg (1951)  
John Badaczewski (1953)  
George Burman (1964)  
Howard Mudd (1969-70)  
Jim Osborne (1972-84)  
Paul Blair (1986-87)  
Sean McInerney (1987)  
Chris Dyko (1989)  
Jim Flanigan (1994)  
Carl Reeves (1996-98)  
Bryan Anderson (2004)

**69**

Ralph Jecha (1955)  
William Roehnel (1958-59)  
Ted Wheeler (1970)  
Revie Sorey (1975-82)  
Tom Myslinski (1993-94)  
Vernice Smith (1993)  
Octus Polk (1995-96)  
Mike Gandy (2001-04)  
Fred Miller (2005)

**70**

Alvin Culver (1932)  
Art Davis (1953-54)  
Herman Lee (1958-66)  
Bob Pickens (1967-68)  
Kenneth Kortas (1969)  
Jeff Curchin (1970-71)  
Andy Rice (1972-73)  
Dennis Lick (1976-81)  
Henry Waechter (1982-86)  
Jim Althoff (1987-88)  
Troy Auzenne (1992-95)  
Ken Anderson (1999)  
Alfonso Boone (2001-05)

**71**

George Connor (1948-55)  
Earl Leggett (1957-66)  
Rufus Mayes (1969)  
Tony McGee (1971-73)  
Roger Stillwell (1975-77)  
Rocco Moore (1980)  
Perry Hartnett (1982-83)  
Jack Oliver (1987)  
Caesar Rentie (1988)  
James Williams (1991-2002)  
Israel Idonije (2004-05)

**72**

Bill Wightkin (1949-50)  
Bill George (1952-65)  
Ed Nickla (1959)  
Jim Cadile (1962-72)  
Gary Hrivnak (1973-76)  
Brad Shearer (1978-80)  
Jerry Doerger (1982)  
John Janata (1983)  
William Perry (1985-93)  
Scott Adams (1995)



# History

## All-Time Bears Jersey Numbers

Jon Clark (1996-97)  
Chris Maumalanga (1997)  
Carl Powell (2001)  
Ernest Grant (2002)  
Qasim Mitchell (2003-05)

### 73

Bill Bishop (1952-60)  
Steve Barnett (1963)  
Frank Cornish (1966-69)  
Steve Wright (1971)  
Rich Buzin (1972)  
Mike Hartenstine (1975-86)  
John Wojciechowski (1987-93)  
Marcus Keyes (1996)  
Kevin Dogins (2001-02)  
Tron LaFavor (2003)

### 74

Herman Clark (1952-56)  
Paul Lipscomb (1954)  
Bob Kilcullen (1957-65)  
Dan James (1967)  
Wayne Mass (1968-70)  
Bob Asher (1972-75)  
Jerry Meyers (1976-79)  
Jeff Williams (1982)  
Jim Covert (1983-90)  
Garland Hawkins (1995)  
Jimmy Herndon (1997-2001)  
Bernard Robertson (2002)  
Scott Sanderson (2003)  
Ruben Brown (2004-05)

### 75

Fred Williams (1952-62)  
Riley Mattson (1965)  
Dave Hale (1969-71)  
Jeff Sevy (1975-78)  
Henry Waechter (1982-85)  
Stefan Humphries (1984-86)  
Chuck Harris (1987)  
John Shannon (1988-89)  
Ron Mattes (1991)  
Todd Perry (1993-2000)  
Marc Colombo (2002-2005)

### 76

Charles Miller (1932-37)  
Milford Miller (1932)  
Lester McDonald (1937-39)  
Hampton Pool (1940-43)  
Elmo Kelly (1944)  
Bob Cross (1952-53)  
Ed Meadows (1954-56)  
John Mellekas (1956-60)  
John Johnson (1963-68)  
Bill Staley (1970-71)  
Dave Gallagher (1974)  
Ron Rydalc (1975-80)  
Steve McMichael (1981-93)  
Marcus Spears (1995-96)  
Shawn Lee (1998)  
Brad Culpepper (2000)  
Bobby Setzer (2002)  
John Tait (2004-05)

### 77

Red Grange (1925, 1929-34)  
Link Lyman (1926-34)

**RETIRED FOR GRANGE**

### 78

Art Davis (1953-54)  
Stan Jones (1954-65)  
Harry Gunner (1970)  
Bob Newton (1971-75)  
John Ward (1976)  
Greg Johnson (1977)  
Keith Van Horne (1981-92)  
Pat Riley (1995)  
Blake Brockermeyer (1999-2001)  
Aaron Gibson (2003-04)  
John St. Clair (2005)

### 79

Dick Klein (1958-59)  
Art Anderson (1961-62)  
Dick Evey (1964-68)  
John Hoffman (1971)  
Lionel Antoine (1972-76)  
Emanuel Zanders (1981)  
Kurt Becker (1982-89)  
Louis Age (1992)  
Marcus Spears (1994)  
Scotty Lewis (1995)  
Jerry Wisne (1999-2000)  
Steve Edwards (2002-05)

### 80

Earl Britton (1925)  
Clement Neacy (1927)  
Ted Drews (1928)  
Tom Heardon (1929)  
John Helwig (1953-56)  
Ralph Anderson (1958)  
Ed Cooke (1958)  
Robert Jencks (1963-65)  
Jimmy Jones (1965-67)  
Jon Kilgore (1968)  
Jerry Simmons (1969)  
Craig Cotton (1973)  
Bo Rather (1974-78)  
Rickey Watts (1979-83)  
Tim Wrightman (1985-86)  
James Thornton (1988-92)  
Curtis Conway (1993-99)  
Dez White (2000-03)  
Bernard Berrian (2004-05)

### 81

George Connor (1948-55)  
Larry Brink (1954)  
Doug Atkins (1955-66)  
Marty Amsler (1967-68)  
Mike Reppond (1973)  
Clint Haselrig (1974)  
Gary Butler (1975)  
Bob Bruer (1976)  
Chuck Bradley (1977)  
Robin Earl (1977-82)  
Harry Washington (1979)  
Jay Saldi (1983-84)  
James Maness (1985)  
Lew Barnes (1986)  
Don Kindt (1987)  
Anthony Morgan (1991-93)  
Fred Banks (1993)  
Jeff Graham (1994-95)  
Bobby Engram (1996-2000)  
Ahmad Merritt (2001-03)

### 82

Del Bjork (1937-38)  
Ray Bray (1939-48)  
Anthony Ippolito (1943)  
Tom Roberts (1943-44)  
Jack Hoffman (1952-56)  
Dick Hensley (1953)  
Maury Youmans (1960-63)  
Rich Kreitling (1964)  
Emilo Vallez (1968-69)  
Earl Thomas (1971-73)  
Matt Maslowski (1972)  
Fred Pagac (1974)  
Royce Berry (1976)  
John Gilliam (1977)  
Alan Page (1978-81)  
Ken Margerum (1982-84)  
Brian Glasgow (1987)  
Wendell Davis (1988-93)  
Nate Lewis (1994-95)  
John Jackson (1996)  
Fabien Bowmes (1996-98)  
Eddie Kennison (2000)  
John Davis (2001-02)  
Daryl Jones (2004)  
John Owens (2004)  
Gabe Reid (2005)

### 83

Bill McColl (1952-59)  
Roger LeClerc (1960-66)  
Mac Percival (1967-73)  
Charles Wade (1974)  
Randy Burks (1976)  
Steve Rivera (1977)  
Golden Richards (1978-79)  
Kris Haines (1979-81)  
Willie Gault (1983-87)  
Lawrence White (1987)  
Eric Wright (1991-92)  
Terry Obee (1993-94)  
Michael Timpson (1995-96)  
Eric Smith (1997)  
Macey Brooks (1999-2000)  
David Terrell (2001-04)

### 84

Gerald Weatherly (1950-52)  
John Farrington (1960-63)  
Ron Smith (1965-68)  
Austin Denney (1967-69)  
Jim Seymour (1970-72)  
Richard Harris (1974-75)  
Brian Baschnagel (1976-84)  
Sam Bowers (1987)  
Ron Morris (1987-92)  
Chris Gedney (1993-96)  
Kerry Cash (1996)  
John Alfred (1997-2000)  
Fred Baxter (2001-02)  
Bobby Wade (2003-05)

### 85

Bob Carey (1958)  
Bill Martin (1964-65)  
Duane Allen (1966-67)  
Willie Holman (1968-73)  
Wayne Wheeler (1974)  
Steve Schubert (1975-79)  
Bob Fisher (1980-81)  
Dennis McKinnon (1983-89)

# History

## All-Time Bears Jersey Numbers

Keith Jennings (1991-97)  
Alonzo Mayes (1998-2000)  
Kaseem Sinceno (2000)  
John Gilmore (2002-05)

### 86

Bill Wightkin (1950-57)  
Brad Rowland (1951)  
Ed Meadows (1954-56)  
Bob Jewett (1958)  
Pete Manning (1960-61)  
Gary Barnes (1964)  
Lloyd Phillips (1967-69)  
Jim Hester (1970)  
Bob Parsons (1972-83)  
Brad Anderson (1984-85)  
Clay Pickering (1986)  
Cap Boso (1987-91)  
Barry Wagner (1992)  
Willie Harris (1993)  
Marv Cook (1994)  
Chris Penn (1997-98)  
Marty Booker (1999-2003)  
Eddie Berlin (2005)

### 87

Harlon Hill (1954-61)  
Ed O'Bradovich (1962-71)  
Steve DeLong (1972)  
Tom Reynolds (1973)  
Billy Newsome (1977)  
Mike Cobb (1978-81)  
Emery Moorehead (1981-88)  
Tom Waddle (1989-94)  
Greg Primus (1995)  
Andre President (1995)  
Bobby Neely (1996)  
Ricky Proehl (1997)  
D'Wayne Bates (1999-2001)  
Vinny Sutherland (2002)  
Jamin Elliott (2002)  
Justin Gage (2003-04)  
Muhsin Muhammad (2005)

### 88

Gene Schroeder (1951-57)  
Willard Dewveall (1959-60)  
Bobby Joe Green (1962-73)  
Jim Kelly (1974)  
Greg Latta (1975-80)  
Marcus Anderson (1981)  
Brooks Williams (1981-82)  
Ken Knapczyk (1987)  
Glen Kozlowski (1987-92)  
Danta Whitaker (1993)  
Greg McMurtry (1988)  
Fabien Bowens (1995)  
Jack Jackson (1996)  
Harper Le Bel (1997)  
Marcus Robinson (1998-2002)  
Desmond Clark (2003-05)

### 89

John Hoffman (1949-56)  
Les Cowan (1951)  
John Aveni (1959-60)  
Mike Ditka (1961-66)

Terry Stoepl (1967)  
Bob Wallace (1968-72)  
Mel Tom (1973-75)  
James Scott (1976-80, 82)  
Ken Margerum (1981)  
Mitch Krenk (1984)  
Keith Ortego (1985-88)  
Will Johnson (1987)  
James Coley (1990)  
Ryan Wetnight (1993-99)  
Dustin Lyman (2000-04)

### 90

Henry Mosley (1955)  
Al Harris (1979-87)  
Alonzo Spellman (1992-97)  
Van Tuinei (1999-2001)  
Bryan Knight (2002-03)

### 91

Pat Dunsmore (1983-84)  
Jay Norvell (1987)  
Fred Washington (1990)  
Kelly Blackwell (1992)  
Myron Baker (1993-95)  
Rob Davis (1996)  
John Thierry (1997-98)  
Khari Samuel (1999-2000)  
Tommie Harris (2004-05)

### 92

Rob Fada (1983-84)  
Raymond Morris (1987)  
Troy Johnson (1988-89)  
Barry Minter (1993-2000)  
Ted Washington (2001-02)  
Hunter Hillenmeyer (2003-2005)

### 93

Oliver Williams (1983)  
Will Johnson (1987)  
Guy Teafatiller (1987)  
Trace Armstrong (1989-94)  
Ervin Collier (1995)  
Paul Grasmanis (1996-98)  
Phillip Daniels (2000-03)  
Adewale Ogunleye (2004-05)

### 94

Mike January (1987)  
Dick Chapura (1987-89)  
John Thierry (1994-96)  
Shane Burton (1999)  
Ty Hallock (2000)  
Keith Traylor (2001-03)  
Alain Kashama (2004)  
Brendon Ayanbadejo (2005)

### 95

Richard Dent (1983-93, 95)  
Pat Riley (1995)  
Dana Howard (1996)  
Mark Thomas (1997-98)  
Russell Davis (1999)  
Troy Wilson (2000)  
Karon Riley (2001)  
Keith McKenzie (2002)  
John Stamper (2002)  
Ian Scott (2003-05)

### 96

Andy Frederick (1983-85)  
Keith Ortego (1985-87)  
Greg Fitzgerald (1987)  
Tim Ryan (1990-93)  
Percy Snow (1993)  
Al Fontenot (1993-96)  
Tyrone Williams (1997)  
Chris Draft (1998)  
Clyde Simmons (1999-2000)  
Henry Taylor (2001)  
Alex Brown (2002-05)

### 97

Bobby Bell (1987)  
Sean Smith (1987-88)  
Chris Zorich (1991-97)  
Mike Wells (1998-2000)  
Christian Peter (2002)  
Michael Haynes (2003-05)

### 98

Tyrone Keys (1983-85)  
Brian Glasgow (1987)  
Jon Norris (1987)  
Greg Clark (1988)  
Brent Novoselsky (1988)  
Carl Simpson (1993-97)  
Bryan Robinson (1998-2003)  
Shurron Pierson (2004)

### 99

Jim Daniell (1945)  
Dan Hampton (1979-90)  
Tim Ryan (1993-94)  
Jim Flanigan (1995-00)  
Joe Tafoya (2001-03)  
Tank Johnson (2004-05)

There are no known jersey numbers for the following players:

Richard Barker (1921)  
Bill Battles (1939)  
JA Blackburn (1923)  
JB Bonderant (1922)  
Art Bramhall (1931)  
Ed Brockman (1930)  
Lester Corzine (1938)  
JB Ferguson (1932)  
Glen Greenwood (1924)  
Charles Harley (1921)  
Fred Hobschild (1927)  
William Hurst (1924)  
Jerry Keefe (1920)  
W. LaForest (1920)  
James Leonard (1924)  
Charles Mucha (1935)  
JF O'Connell (1924)  
Paul Podmajersky (1944)  
Nelson Rupp (1921)  
Frank Rydzewski (1923)  
Hub Shoemake (1920-21)  
Arthur Sigmund (1923)  
Clarence Smith (1942)  
Kenny Spero (1942)  
Merrill Taft (1924)  
Damon Wetzel (1935)



# History

## All-Time Bears Roster

This is a list of 1,298 players who have been on the Chicago Bears' active roster for at least one NFL game from 1920 through 2005.  
\* indicates deceased players

### A

Abbey, Joe (North Texas State), E	1948-49
Abdullah, Rabil (Lehigh), RB	2002-03
Abraham, Clifton (Florida State), CB	1996
Adamle, Mike (Northwestern), RB	1975-76
Adams, John (Los Angeles State), B	1959-62
Adams, Scott (Georgia), T	1995
Adickes, John (Baylor), C	1987-88
Adkins, Roy* (Millikin & Bethany), G	1920-21
Age, Louis (SW Louisiana), T	1992
Aguiar, Louie (Utah State), P	2000
Akin, Len* (Baylor), G	1942
Albrecht, Ted (California), T	1977-81
Allen, Duane (Santa Ana), E	1966-67
Allen, Eddie (Pennsylvania), FB	1947
Allen, Egypt (TCU), DB	1987
Allen, James (Oklahoma), RB	1998-2001
Allen, Tremayne (Florida), TE	1997-98
Allman, Robert (Michigan State), E	1936
Allred, John (USC), TE	1997-2000
Althoff, Jim (Winona State), DT	1987
Amsler, Marty (Evansville), DE	1967-68
Anderson, Art (Idaho), T	1961-62
Anderson, Brad (Arizona), WR	1984-85
Anderson, Bryan (Pittsburgh), G	2004
Anderson, Ed* (Notre Dame), E	1923
Anderson, Henry (Northwestern), G	1931
Anderson, Hunk* (Notre Dame), G	1922-27
Anderson, Ken (Arkansas), DT	1999
Anderson, Marcus (Tulane), WR	1981
Anderson, Neal (Florida), RB	1986-93
Anderson, Ralph* (Los Ang. St.), E	1958
Anderson, William (Compton JC), HB	1953-54
Andrews, Tom (Louisville), C	1984-85
Antoine, Lionel (Southern Illinois), T	1972-77
Apolskis, Charles* (DePaul), E	1938-39
Ardizzone, Tony (Northwestern), C	1979
Armstrong, Trace (Florida), DT	1989-94
Arnett, Jon (USC), HB	1964-66
Arp, John (Lincoln), T	1987
Artoe, Lee* (California), T	1940-43
Ashburn, Clifford (Nebraska), T	1930
Asher, Bob (Vanderbilt), T	1972-75
Ashmore, M. Roger* (Gonzaga), T	1927
Aspatore, Edward* (Marquette), T	1934
Atkins, Doug (Tennessee), E	1955-66
Atkins, Kelvin (Illinois), LB	1983
Austin, Ray (Tennessee), S	1998-99
Austin, Reggie (Wake Forest), CB	2001-02
Autrey, Billy (SF Austin), C	1953
Autry, Darnell (Northwestern), RB	1997
Auzenne, Troy (California), T	1992-95
Avellini, Bob (Maryland), QB	1975-84
Aveni, John* (Indiana), E	1959-60
Ayanbadejo, Brendon (UCLA), LB	2005
Azumah, Jerry (New Hampshire), CB	1999-2005

### B

Babartsky, Al* (Fordham), T	1943-45
Babinecz, John (Villanova), LB	1975
Badaczewski, J. (Western Reserve), G	1953
Bailey, Johnny (Texas A & I), WR	1990-91
Baisi, Al* (West Virginia), G	1940-42
Baker, Myron (Louisiana Tech), LB	1993-95
Banks, Fred (Liberty), WR	1993
Barker, Richard* (Iowa State), G	1921
Barnes, Erich (Purdue), HB	1958-60
Barnes, Gary (Clemson), E	1964
Barnes, Joe (Texas Tech), QB	1974
Barnes, Lew (Oregon), WR	1986
Barnes, Marlon (Colorado), RB	2000
Barnett, Steve (Oregon), T	1963
Barnhardt, Tom (North Carolina), P	1987
Bartholomew, Brent (Ohio State), P	2000
Barwegan, Richard* (Purdue), G	1950-52
Baschnagel, Brian (Ohio State), WR	1976-84
Bass, Robert (Miami-FL), LB	1995
Bassi, Dick* (Santa Clara), G	1938-39
Bates, DiWayne (Northwestern), WR	1999-2001
Battles, Bill (Brown), E	1939
Bauman, Alf* (Northwestern), T	1948-50
Bausch, Frank* (Kansas), C	1937-40
Baxter, Fred (Auburn), TE	2001-02
Baynham, Craig (Georgia Tech), RB	1970
Becker, Dave (Iowa), S	1980
Becker, Doug (Notre Dame), LB	1978
Becker, Kurt (Michigan), G	1982-89
Becker, Wayland (Marquette), E	1934
Bell, Bob (Missouri), LB	1987
Bell, Kay* (Washington State), T	1937
Bell, Ricky (NC State), CB	1997-98
Bell, Todd* (Ohio State), S	1981-84-86
Benjamin, Ryan (South Florida), LS	2001
Bennett, Ben (Duke), QB	1987
Bennett, Edgar (Florida State), RB	1998-99
Benson, Cedric (Texas), RB	2005
Benton, Jim* (Arkansas), E	1943
Bergerson, Gilbert* (Oregon State), G	1932-33
Berlin, Eddie (Northern Iowa), WR	2005
Berrian, Bernard (Fresno State), WR	2004-05
Berry, Connie, M.* (NC State), E	1942-46
Berry, Royce (Houston), DE	1976
Best, Art (Kent State), RB	1977-78
Bettis, Tom (Purdue), LB	1963
Bettridge, John* (Ohio State), HB	1937
Bingham, Don (Sul Ross), HB	1956
Bishop, Bill* (North Texas), T	1952-60
Bishop, Don (Los Angeles City), E	1959
Bivins, Charles* (Morris Brown), HB	1960-66
Bjork, Del* (Oregon), T	1937-38
Blackburn, JA, T	1923
Blacklock, Hugh* (Michigan State), T	1920-25
Blackman, Lennon (Tulsa), HB	1930
Blackwell, Kelly (TCU), TE	1992
Blair, Paul (Oklahoma State), T	1986-87

# History

## All-Time Bears Roster

Blake, Jeff (East Carolina), QB	1911	2005	Bussey, Young* (LSU), QB	1940-41
Blanda, George (Kentucky), QB/K	16, 22	1949-58	Butkus, Dick (Illinois), LB	1965-73
Blaylock, Anthony (Winston-Salem), CB	47	1993	Butler, Gary (Rice), TE	1975
Boden, Lynn (South Dakota State), G	60	1979	Butler, Kevin (Georgia), K	1985-95
Bolan, George* (Purdue), FB	5, 19	1921-24	Buzin, Rich (Penn State), T	1972
Bonderant, JB* (DePaul), C	**	1922		
Boniol, Chris (Louisiana Tech), K	18	1999		
Booker, Marty (NW Louisiana), WR	86	1999-2003	Cabral, Brian (Colorado), LB	1981-85
Boone, Alfonso (Mt. San Ant. JC), DT	70	2001-05	Cadile, James (San Jose State), G	1962-72
Boone, JR (Tulsa), HB	55, 57	1948-51	Caffey, Lee Roy* (Texas A&M), LB	1970
Bortz, Mark (Iowa), G	62	1983-94	Cain, Jeremy (Massachusetts), LB	2004-05
Boso, Cap (Illinois), TE	86	1987-91	Cain, Joe (Oregon Tech), LB	1993-96
Bowers, Sam (Fordham), TE	84	1987	Caldwell, Mike (Middle Tenn. St.), LB	2002
Bownes, Fabien (W. Illinois), WR	82, 88	1995-98	Calland, Lee (Louisville), CB	1969
Brackett, ML (Auburn), T	63	1956-57	Cameron, Jack (Winston-Salem), WR	1984
Bradley, Chuck (Oregon), TE	81	1977	Campana, Al (Youngstown), HB	1950-53
Bradley, Ed (Wake Forest), G	38, 67	1950; 52	Campbell, Gary (Colorado), LB	1977-83
Bradley, Mark (Oklahoma), WR	16	2005	Campbell, Leon* (Arkansas), FB	1952-54
Bradley, Steve (Indiana), QB	12	1987	Canady, James (Texas), HB	1948-49
Braidwood, Charles* (Chattanooga), E	16	1932	Carey, Bob* (Michigan State), E	1958
Bramhall, Art (DePaul), HB	**	1931	Carl, Harland (Wisconsin), HB	1956
Bratkowski, Zeke (Georgia), QB	12	1954; 57-60; 72	Carlson, Jules "Zuck" (Oregon St.), G	1929-36
Bray, Ray* (Western Michigan), G	82	1939-42; 46-51	Caroline, JC (Illinois), DB	1956-65
Brewer, Chris (Arizona), RB	32	1987	Carrier, Mark (USC), S	1990-96
Briggs, Greg (Texas Southern), LB	54	1996	Carter, Darryl (Wisconsin), LB	1997
Briggs, Lance (Arizona), LB	55	2003-05	Carter, Marty (Mid. Tenn. St.), S	1995-98
Brien, Doug (California), K	10	2005	Carter, Tom (Notre Dame), CB	1997-99
Brink, Larry (Northern Illinois), E	80	1954	Carter, Tony (Minnesota), RB	1994-97
Britton, Earl* (Illinois), FB	80	1925	Carter, Virgil (BYU), QB	1968-69; 76-77
Brockmeyer, Blake (Texas), T	78	1999-2001	Casares, Rick (Florida), FB	1955-64
Brockman, Edward (Oklahoma), B	**	1930	Casey, Tim (Oregon), LB	1969
Brooks, Anthony (E. Texas St.), WR	10	1993	Cash, Kerry (Texas), TE	1996
Brooks, Macey (James Madison), WR	83	1999-2000	Castete, Jesse (McNeese State), HB	1956
Brown, Alex (Florida), DE	96	2002-05	Cerqua, Marq (Carson-Newman), LB	2002
Brown, Charlie (Syracuse), DB	22	1966-67	Chamberlin, Guy* (Nebraska), E	1920-21
Brown, Ed (San Francisco), QB	15	1954-61	Chambers, Wally (E. Kentucky), DT	1973-77
Brown, Kevin (W. Texas State), P	11	1987	Chancey, Robert, FB	1998
Brown, Mike (Nebraska), S	30	2000-05	Chandler, Chris (Washington), QB	2002-03
Brown, Ruben (Pittsburgh), G	74	2004-05	Chapura, Dick (Missouri), DT	1987-89
Brown, William (Illinois), FB	38	1961	Chesley, Al (Pittsburgh), LB	1982
Bruer, Bob (Mankato State), TE	81	1976	Chesney, Chester "Chief" (DePaul), C	1939-40
Brumbaugh, Carl* (Florida), QB	8	1930-37	Childs, Clarence (Florida A&M), DB	1968
Brupbacher, Ross (Texas A&M), LB	31	1970-73	Christian, Bob (Northwestern), FB	1992-94
Bryan, Johnny* (Chicago), HB	4, 8, 9	1922-25	Cifers, Ed (Tennessee), E	1947-48
Bryant, Waymond (Tennessee St.), LB	50	1974-77	Clark, Darryl (Texas), RB	1987
Buck, Arthur (John Carroll), HB	32	1941	Clark, Desmond (Wake Forest), TE	2003-05
Buckler, William "Bill" (Alabama), G5, 15, 16	1926-31		Clark, Gail (Michigan State), LB	1973
Buffone, Doug (Louisville), LB	55	1966-79	Clark, Greg (Arizona State), LB	1988
Bufoed, Maury (Texas Tech), P	8	1985-86; 89-91	Clark, Herman* (Oregon State), G	1952-56
Buivid, Ray* (Marquette), QB/HB	9	1937-38	Clark, Jon (Temple), T	1996-97
Bukich, Rudy (USC), QB	10, 14	1958-59; 62-68	Clark, Phil (Northwestern), DB	1970
Bull, Ronnie (Baylor), B	29	1962-70	Clarke, Harry* (West Virginia), HB	1940-43
Burdick, Lloyd* (Illinois), T	14	1931-32	Clarkson, Stuart* (Texas A&E), G	1942, 46-50
Burgess, Glenn* (Tulsa), T	29	1945	Clemons, Craig (Iowa), S	1972-77
Burger, Todd (Penn State), G	63	1993-97	Coady, Rich (Memphis State), C/E	1970-74
Burks, Randy (SE Oklahoma St.), WR	83	1976	Cobb, Mike (Michigan State), TE	1978-81
Burman, George (Northwestern), T	68	1964	Cobb, Trevor (Rice), RB	1994
Burns, Keith (Oklahoma State), LB	52	1999	Cody, Ed* (Purdue), FB	1949-50
Burris, Henry (Temple), QB	10	2002	Coia, Angelo (USC), HB	1960-63
Burton, James (Fresno State), CB	35	1994-97	Cole, Emerson (Toledo), FB	1952
Burton, Shane (Tennessee), DT	94	1999	Cole, Linzy (TCU), WR	1970
Buss, Arthur (Michigan State), T	10, 11	1934-35	Coleman, Travis (Hampton), DB	2002
			Coley, James (Clemson), TE	1990
			Collins, Andre (Penn State), LB	1998
			Colombo, Marc (Boston College), T	2002-05



# History

## All-Time Bears Roster

Colvin, Roosevelt (Purdue), LB	1999-2002
Concannon, Jack* (Boston College), QB	1967-71
Conkright, Bill* (Oklahoma), C	1937-38
Connor, George* (Notre Dame), T	1948-55
Conway, Curtis (USC), WR	1993-99
Conzelman, Jim* (Washington), HB	1920
Cook, Marv (Iowa), TE	1994
Cooke, Ed (Maryland), E	1958
Copeland, Ron* (UCLA), WR	1969
Corbett, George* (Millikin), HB	1932-38
Cornish, Frank (Grambling), DT	1966-70
Corzine, Lester* (Davis & Elkins), HB	1938
Cotton, Craig (Youngstown), TE	1973
Cousin, Terry (South Carolina), CB	1997-99
Covert, Jim (Pittsburgh), T	1983-90
Cowan, Les (McMurry), T	1951
Cox, Bryan (W. Illinois), LB	1996-97
Cox, Ron (Fresno State), LB	1990-95, 1997
Crawford, Fred* (Duke), T	1934-35
Crawford, James (Illinois), G	1925
Croft, Abe* (SMU), E	1944-45
Croftcheck, Don (Indiana), G	1967
Cross, Bob* (SF Austin State), T	1952-53
Culpepper, Brad (Florida), DT	2000
Culver, Alvin* (Notre Dame), T	1932
Cunningham, Harold (Ohio State), E	1929
Curchin, Jeff (Florida State), T	1970-71

### D

Daffer, Ted (Tennessee), E	1954
Damore, John* (Northwestern), C	1957-58
Daniell, Jim* (Ohio State), T	1945
Daniels, Dick (Pacific-Oregon), S	1969-70
Daniels, Phillip (Georgia), DE	2000-03
Davis, Art* (Alabama State), T	1953-54
Davis, Fred* (Alabama), T	1946-51
Davis, Harper (Miss. St.), HB	1950
Davis, John (Emporia State), TE	2001-02
Davis, John (Missouri), DB	1970
Davis, Rashied (San Jose State), CB	2005
Davis, Rob (Shippensburg - PA), DT/LS	1996
Davis, Roger (Syracuse), G	1960-63
Davis, Russell (North Carolina), DE	1999
Davis, Wendell (LSU), WR	1988-93
Dean, Fred (Texas Southern), G	1977
DeCorrevont, Bill* (Northwestern), HB	1948-49
DeLong, Steve (Tennessee), DE	1972
Deloplaire, Jack (Salem), RB	1979
Dempsey, Frank (Florida), G	1950-53
Denney, Austin (Tennessee), E	1967-69
Denson, Autry (Notre Dame), RB	2001
Dent, Richard (Tennessee St.), DE	1983-93; 95
Devlin, Chris (Penn State), LB	1978
Dewveall, Willard (SMU), E	1959-60
Digris, Bernie* (Holy Cross), T	1943
Dimancheff, Boris "Babe" (Purdue), HB	1951
Ditka, Mike (Pittsburgh), TE	1961-66
Dodd, Al* (NW Louisiana), DB	1967
Doehring, John "Bull", FB	1932-37
Doerger, Jerry (Wisconsin), T	1982
Dogins, Kevin (Texas A&M-King), C	2001-02
Donchez, Tom (Penn State), RB	1975
Dooley, Jim (Miami-Fla.), E	52-54; 56-57; 59-62
Dottley, John (Mississippi), FB	1951-53
Douglas, Merrill (Utah), FB	1958-60

Douglass, Bobby (Kansas), QB	1969-75
Douglass, Maurice (Kentucky), DB	1986-93
Douthitt, Earl (Iowa), S	1975
Dowden, Corey (Tulane), CB	1997
Draft, Chris (Stanford), LB	1998
Dragos, Scott (Boston College), FB/TE	2000-01
Dreher, Ferd (Denver), E	1938
Dressen, Charley*, QB	1920
Drews, Ted* (Princeton), E	1928
Dreyer, Wally* (Wisconsin), HB	1949
Driscoll, Paddy* (Northwestern), HB	1920; 26-29
Drulis, Chuck* (Temple), G	1942; 45-50
Drury, Lyle* (St. Louis), E	1930-31
Drzewiecki, Ron (Marquette), HB	1955; 57
Duarte, George (N Arizona), CB	1987
Duerson, Dave (Notre Dame), S	1983-89
Dugger, Jack (Ohio State), E	1949
Dulaney, Mike (North Carolina), RB	1997
Dunlap, Bob* (Oklahoma), QB	1935
Dunsmore, Pat (Drake), TE	1983-84
Duvic, John (Northwestern), K	1987
Dyko, Chris (Washington St.), T	1989

### E

Earl, Robin (Washington), RB/TE	1977-82
Ecker, Ed* (John Carroll), T	1947
Edinger, Paul (Michigan State), K	2000-04
Edwards, Cid (Tennessee State), RB	1975
Edwards, Marc (Notre Dame), FB	2005
Edwards, Steve (Central Florida), T	2002-05; Eilers,
Pat (Notre Dame), S	1995
Elliott, Jamin (Delaware), WR	2002
Ellis, Allan (UCLA), CB	73-77; 79-80
Elmes, Leland* (Bradley), QB	1929
Ely, Harold* (Iowa), G	1932
Ely, Larry (Iowa), LB	1975
Engelbrechts, Paul* (Northwestern), G	1932
Englund, Harry*, E	1920-23
Ingram, Bobby (Penn State), WR	1996-2000
Enis, Curtis (Penn State), RB	1998-2000
Epps, Tory* (Memphis State), DT	1993-94
Erickson, Harold* (Wash. & Jeff.), HB	1925
Evans, Earl* (Harvard), T	1926-29
Evans, Fred (Notre Dame), HB	1948
Evans, Vince (USC), QB	1977-83
Evey, Dick (Tennessee), T	1964-69

### F

Fada, Rob (Pittsburgh), G	1983-84
Fain, Richard (Florida), CB	1992
Falkenberg, Herb* (Trinity), FB	1952
Famiglietti, Gary* (Boston U.), FB	1938-45
Fanning, Stan* (Idaho), T	1960-62
Farmer, George (UCLA), WR	1970-75
Farrington, John* (Prairie View), E	1960-63
Farris, Tom* (Wisconsin), QB	1946-47
Faulkerson, Mike (North Carolina), FB	1995-96
Feathers, Beattie* (Tennessee), HB	1934-37
Febel, Fritz* (Purdue), G	1935
Federovich, John* (Davis & Elkins), T	1941-42
Feichtinger, Andy*, E	1920-21
Fencik, Gary (Yale), S	1976-87

# History

## All-Time Bears Roster

Fenimore, Bob (Oklahoma A&M), HB	1947
Ferguson, JB, T	1932
Ferguson, Jim (South Carolina), C/LB	1969
Fetz, Gus*, FB	1923
Figner, George "Bunny" (Colorado), HB	1953
Finzer, Dave (DePaul), P	1984
Fisher, Bob (SMU), TE	1980-81
Fisher, Jeff (USC), CB	1981-84
Fitzgerald, Greg (Iowa), DT	1987
Flaherty, Pat* (Princeton), E	1923
Flanagan, Dick* (Ohio State), G	1948-49
Flanagan, Latham* (Carnegie Tech), E	1931
Flanigan, Jim (Notre Dame), DT	1968, 99
Fleckenstein, Bill* (Iowa), G	1925-30
Floyd, Bobby Jack (TCU), FB	1953
Flutie, Doug (Boston College), QB	1986
Fontenot, Al (Baylor), DE	1993-96
Fontenot, Jerry (Texas A&M), G	1989-96
Forbes, Marlon (Penn State), S	1996-98
Ford, Carl (Toledo), WR	2005
Ford, Charlie (Houston), CB	1971-73
Fordham, Jim* (Georgia), FB	1944-45
Forrest, Tom (Cincinnati), G	1974
Forsey, Brock (Boise State), RB	2003
Forte, Aldo (Montana State), G	1939-42
Fortmann, Dan* (Colgate), G	1936-43
Fortunato, Joe (Mississippi State), LB	1955-66
Francis, Sam* (Nebraska), FB	1937-38
Franklin, Paul* (Franklin), E	1930-34
Frazier, Leslie (Alcorn State), CB	1981-85
Frederick, Andy (New Mexico), T	1983-85
Friedman, Lennie (Duke), G	2005
Frumpt, Milton* (Ohio Wesleyan), G	1930
Fuller, Steve (Clemson), QB	1984-86
Furrer, Will (Virginia Tech), QB	1992

### G

Gage, Justin (Missouri), WR	2003-05
Gagnon, Dave (Ferris State), RB	1974
Gaines, Wentford (Cincinnati), CB	1978-80
Galimore, Willie* (Florida A&M), HB	1957-63
Gallagher, Dave (Michigan), DE	1974
Gallarneau, Hugh* (Stanford), HB	1941-42; 45-47
Gandy, Mike (Notre Dame), G	2002-04
Gardocki, Chris (Clemson), P/K	1991-94
Garrett, Carl (New Mexico H'lands), RB	1973-74
Garrett, T.* (Oklahoma A&M), C	1947-48
Garrett, WD* (Mississippi State), T	1950
Garvey, A. "Hec"* (Notre Dame), E	1922-25
Garvey, Ed* (Notre Dame), HB	1925
Garza, Roberto (Texas A&M-K'ville), G	2005
Gault, Willie (Tennessee), WR	1983-87
Gayle, Shaun (Ohio State), S	1984-94
Gedney, Chris (Syracuse), TE	1993-96
Gentry, Curtiss (Maryland State), DB	1966-68
Gentry, Dennis (Baylor), WR	1982-92
George, Bill* (Wake Forest), G/LB	1952-65
Gepford, Sid* (Millikin & Bethany), B	1920
Gersbach, Carl (West Chester St.), LB	1975
Geyer, Bill (Colgate), HB	1942-43, 46
Gibron, Abe* (Purdue), G	1958-59
Gibson, Aaron (Wisconsin), G/T	2003-04

Gilbert, Kline* (Mississippi), T	1953-57
Gilliam, John (South Carolina St.), WR	1977
Gilmore, John (Penn State), TE	2002-05
Glasgow, Brian (N Illinois), TE	1987
Glenn, Bill* (E Illinois), QB	1944
Glueck, Larry (Villanova), B	1963-65
Goebel, Paul (Michigan), E	1925
Goodnight, Owen* (Hardin-Sims), QB	1946
Gordon, Dick (Michigan State), WR	1965-71
Gordon, Lou* (Illinois), T	1938
Gorgal, Ken (Purdue), HB	1955-56
Gould, Robbie (Penn State), K	2005
Gowins, Brian (Northwestern), K	1999
Grabowski, Jim (Illinois), RB	1971
Graham, Conrad (Tennessee), DB	1973
Graham, Jeff (Ohio State), WR	1994-95
Grandberry, Ken (Wash. St.), RB	1974
Grange, Garland "Gardie"* (Illinois), E	1929-31
Grange, Harold "Red"* (Illinois), HB	1925; 29-34
Grant, Ernest (Ark.-Pine Bluff), DT	2002
Grasmanis, Paul (Notre Dame), DT	1996-98
Gray, Bobby (Louisiana Tech), SS	2002-04
Gray, Chris (Auburn), G	1997
Green, Bobby Joe* (Florida), P	1962-73
Green, Mark (Notre Dame), RB	1989-92
Green, Mike (Northwestern St.), S	2000-05
Green, Robert (William & Mary), RB	1993-96
Greenwood, Glen* (Iowa), HB	1924
Grim, Bob (Oregon State), WR	1975
Grossman, Rex (Florida), QB	2003-05
Grosvenor, George (Colorado), HB	1935-36
Grygo, Al* (South Carolina), HB	1944-45
Gudauskas, Pete* (Murray State), G	1943-44
Gulyanics, George* (Ellisville JC), HB/P	1947-55
Gunn, Jimmy (USC), LB	1970-75
Gunner, Harry (Oregon State), DE	1970

### H

Haddon, Aldous* (Wash. & Jeff.), B	1928
Haines, Kris (Notre Dame), WR	1979-81
Halas, George* (Illinois), E	1920-29
Hale, Dave (Ottawa), DE	1969-71
Hall, Lemanski (Alabama), LB	1998
Hallock, Ty (Michigan State), FB	1998-99
Haluska, Jim (Wisconsin), HB	1956
Hamity, Lewis* (Chicago), HB	1941
Hamlin, Gene (Western Michigan), C	1971
Hammond, Henry* (Southwestern), E	1937
Hampton, Dan (Arkansas), DE	1979-90
Hanke, Carl* (Minnesota), G	1922
Hanny, Frank* (Indiana), E	1922-26
Hansen, Clifford (Luther), HB	1933
Hansen, Wayne* (Texas Western), C	1950-59
Harbaugh, Jim (Michigan), QB	1987-93
Hardy, Cliff (Michigan State), CB	1971
Hardy, John (California), DB	1991
Harley, Charles "Chic"* (Ohio State), RB	1921
Harmon, Ronnie (Iowa), RB	1997
Harper, LaSalle (Arkansas), LB	1989
Harper, Roland (Louisiana Tech), RB	75-78; 80-82
Harris, Al (Arizona State), DE	1979-84; 86-87
Harris, Chris (Louisiana-Monroe), S	2005
Harris, Chuck (West Virginia), T	1987
Harris, Frank (NC State), RB	1987
Harris, Raymont (Ohio State), RB	1994-97



# History

## All-Time Bears Roster

Harris, Richard (Grambling), DE	84	1974-75
Harris, Sean (Arizona), LB	55	1995-2000
Harris, Tommie (Oklahoma), DT	91	2004-05
Harris, Walt (Mississippi State), CB	27	1996-2001
Harris, Willie (Mississippi State), WR	86	1993
Harrison, Jim (Missouri), RB	35	1971-74
Hart, Tommy (Morris Brown), DE	53	1978-79
Hartenstein, Mike (Penn State), DE	73	1975-86
Hartman, Fred* (Rice), T	35	1947
Hartnett, Perry (SMU), G	71	1982-83
Hartsell, Mark (Boston College), QB	11	2000
Haselrig, Clint (Michigan), WR	81	1974
Hatley, John* (Sul Ross), G	65	1953
Hawkins, Garland (Syracuse), DE	74	1995
Haynes, Michael (Penn State), DE	97	2003-05
Hazelton, Major (Florida A&M), DB	49	1968-69
Healey, Ed* (Dartmouth), T	16	1922-27
Healy, Don (Maryland), G	60	1958-59
Heardon, Tom* (Notre Dame), QB	80	1929
Heck, Andy (Notre Dame), T	64	1994-98
Heileman, Charles* (Iowa State), E	**	1939
Heimuli, Lakei (BYU), RB	38	1987
Helwig, John* (Notre Dame), G	80	1953-56
Hempel, Bill* (Carroll), T	19	1942
Henderson, Reuben (San Diego St.), CB	20	1981-82
Hensley, Dick (Kentucky), E	82	1953
Herndon, Jimmy (Houston), T	74	1997-2001
Herron, Bruce (New Mexico), LB	51	1978-82
Hester, Jim* (North Dakota), TE	86	1970
Hewitt, Bill* (Michigan), E	56	1932-36
Heyward, Craig* (Pittsburgh), FB	45	1993
Hibbs, Jesse (USC), T	34	1931
Hicks, Michael (S. Carolina St.), RB	44	1996-97
Hicks, Tom (Illinois), LB	54	1976-80
High, Lennie*, HB	24	1920
Hiles, Van (Kentucky), S	48	1997
Hilgenberg, Jay (Iowa), C	63	1981-91
Hill, Harlon (Florence St. Tchrs), E	87	1954-61
Hill, Ike (Catawba), WR	17	1973-74
Hillmeyer, Hunter (Vanderbilt), LB	92	2003-05
Hilliard, Randy (NW Louisiana), CB	47	1998
Hintz, Mike (Wis-Platteville), DB	35	1987
Hoban, Mike (Michigan), G	67	1974
Hobscheid, Fred* (Chicago), G	**	1927
Hodgins, Norm (LSU), S	34	1974
Hoffman, Jack* (Xavier), E	82	1952-56
Hoffman, John (Hawaii), DE	79	1971
Hoffman, John* (Arkansas), E	29, 89	1949-56
Hoge, Merrill (Idaho), RB	33	1994
Hohensee, Mike (Minnesota), QB	8	1987
Hoke, Jonathan (Ball State), CB	47	1980
Holdman, Warrick (Texas A&M), LB	53	1999-2003
Holloway, Glen (N Texas State), G	61, 62	1970-73
Holly, Daven (Cincinnati), CB	26	2005
Holman, Willie* (South Carolina St.), DE	85	1968-73
Holmer, Walter* (Northwestern), FB	9	1929-30
Holmes, Jaret (Auburn), K	10	1999
Holovak, Mike (Boston College), FB	15	1947-48
Hoptowit, Al* (Washington State), T	26	1941-45
Horan, Mike (Long Beach State), P	2	1998
Horton, Larry (Iowa), DT	64	1972-73
Howard, Bobbie (Notre Dame), LB	52	2001-03
Howard, Dana (Illinois), LB	95	1996
Howley, Charles (West Virginia), C	54	1958-59
Hrivnak, Gary (Purdue), DT	72	1973-76

Huarte, John (Notre Dame), QB	7	1972
Huerta, Carlos (Miami-Fl.), K	8	1996
Hudson, Chris (Colorado), S	47	1999
Huff, Gary (Florida State), QB	19	1973-76
Huffine, Ken* (Purdue), FB	5	1921
Hugasian, Harry (Stanford), HB	48	1955
Hughes, Billy* (Texas), C	24	1940-41
Hughes, Tyrone (Nebraska), PR/KR	33	1997
Hull, Mike (USC), FB	33	1968-70
Hultz, Don (Southern Miss.), DT	67	1974
Humphries, Stefan (Michigan), G	75	1984-86
Hunsinger, Chuck (Florida), HB	46	1950-52
Hunt, Jackie* (Marshall), HB	25	1945
Huntington, Greg (Penn State), G	67	1997-99
Hurst, William* (Oregon), G	**	1924
Hutchison, Anthony (Texas Tech), RB	31	1983-84
Hutchinson, Chad (Stanford), QB	9	2004
Huther, Bruce (New Hampshire), LB	57	1982
Hych, Steve (Livingston), LB	58	1989
Hyland, Bob (Boston College), C	50	1970

### I

Idonije, Israel (Manitoba), DE	71	2004-05
Ingwersen, Burt* (Illinois), G	10	1920-21
Ippolito, Anthony* (Purdue), G	82	1943
Ireland, Darwin (Arkansas), LB	52, 60	1994-95
Ivlow, John (Colorado State), RB	46	1993

### J

Jackson, Bobby (Alabama), HB	20	1961
Jackson, Jack (Florida), WR	88	1995-96
Jackson, John (USC), WR	82	1996
Jackson, Noah (Tampa), G	65	1975-83
Jackson, Randy (Florida), T	65	1967-74
Jackson, Vestee (Washington), CB	24	1986-90
Jaeger, Jeff (Washington), K	1	1996-99
Jagade, Chick* (Indiana), FB	30	1954-55
James, Dan* (Ohio State), T	74	1967
Janata, John (Illinois), T	72	1983
Janet, Ernie (Washington), G	64	1972-74
January, Mike (Texas), LB	94	1987
Jarmoluk, Mike* (Temple), T	25	1946-47
Jecha, Ralph (Northwestern), G	69	1955
Jeffries, Eric (Texas), CB	24, 31	1987
Jencks, Robert (Miami, OH), E	80	1963-64
Jenkins, Corey (South Carolina), LB	53	2004
Jennings, Keith (Clemson), TE	85	1991-97
Jensvold, Leo* (Iowa), QB	10	1931
Jeter, Bob (Iowa), CB	29	1971-73
Jeter, Perry (California Poly Tech), RB	21	1956-57
Jewett, Bob (Michigan State), E	86	1958
Jiggetts, Dan (Harvard), T	62	1976-82
Joe, Leon (Maryland), LB	53	2004-05
Joesting, Herb* (Minnesota), FB	33	1931-32
Johnson, Albert* (Kentucky), FB	3	1938
Johnson, Anthony (Notre Dame), RB	25	1995
Johnson, Bill* (SMU), G	33	1946-47
Johnson, Bryan (Boise State), FB	47	2004-05
Johnson, Greg (Florida State), DT	78	1977
Johnson, Jack (Miami-Fl.), B	49	1957-59
Johnson, John (Indiana), T	76	1963-68

# History

## All-Time Bears Roster

Johnson, Keshon (Arizona), CB	25, 37
Johnson, Leo (Millikin), HB	8
Johnson, Leon (North Carolina), RB	32
Johnson, Oscar G*, FB	1, 10
Johnson, Pete (VMI), B	20
Johnson, Robert (Auburn), TE	82
Johnson, Tank (Washington), DT	99
Johnson, Todd (Florida), S	32, 35
Johnson, Troy (Oklahoma), LB	92
Johnson, Will (NE Louisiana), LB	89, 93
Johns, Luke* (Northwestern), E	24
Jones, Bob (San Diego State), E	43
Jones, Dante (Oklahoma), LB	53
Jones, Daryl (Miami), WR	82
Jones, Edgar* (Pittsburgh), HB	27, 37
Jones, Greg (Colorado), LB	55
Jones, Jermaine (Northwestern St.), CB	26
Jones, Jerry* (Notre Dame), G	12
Jones, Jimmy (Wisconsin), E	80
Jones, Stan (Maryland), T	78
Jones, Thomas (Virginia), RB	20
Joyce, Eric (Tennessee State), DB	38
Jordan, Donald (Houston), RB	49
Joseph, Dwayne (Syracuse), CB	32
Juenger, Dave (Ohio U.), WR	38
Jurkovic, Mirko (Notre Dame), G	64

### K

Karr, William* (West Virginia), E	22
Karras, Ted (Indiana), G	67
Karwales, Jack* (Michigan), E	33
Kashama, Alain (Michigan), DE	94
Kassel, Chuck* (Illinois), E	24
Kavanaugh, Ken (LSU), E	51
Kawal, Ed* (Illinois), C	19, 27
Keane, Jim (Iowa State), E	20
Keefe, Jerry* (Notre Dame), G	**
Kelly, Elmo (Wichita U.), E	76
Kelly, Jim (Tennessee State), TE	88
Kendricks, Jim* (Texas A&M), T	6, 26
Kennison, Eddie (LSU), WR	82
Keriasotis, Nick* (St. Ambrose), G	19
Keyes, Marcus (North Alabama), DT	73
Keys, Tyrone (Mississippi St.), DE	98
Kiesling, Walter* (St. Thomas), G	25
Kilcullen, Bob (Texas Tech), T	74
Kilgore, Jon (Auburn), P	80
Kindt, Don* (Wisconsin), HB	6, 81
Kindt, Don Jr. (Wis-LaCrosse), TE	**
King, Ralph* (Chicago), T	2
Kinney, Steve (Utah State), T	63
Kirk, Ken (Mississippi), C	53
Kissell, Adolph* (Barnard College), FB	18
Klawitter, Dick* (S. Dakota State), C	54
Klein, Richard* (Iowa), T	79
Knapczyk, Ken (North Iowa), WR	88
Knight, Bryan (Pittsburgh), LB	90
Knop, Oscar* (Illinois), FB	11
Knox, Bill (Purdue), DB	31
Knox, Ron (UCLA), QB	38
Koehler, Robert* (Northwestern), FB	3
Kolman, Ed* (Temple), T	29

1993-95
1920
2001-02
1924
1959
2003
2004-05
2003-05
1988-89
1987
1929-37
1967
1988-94
2004
1945
2001
1999
1920-21
1965-67
1954-65
2004-05
2002
1984
1995-96
1973
1992

Konovsky, Bob* (Wisconsin), G	58	1960
Kopcha, Joe* (Chattanooga), G	29	1929-35
Kortas, Kenneth (Louisville), T	70	1969
Kosins, Gary (Dayton), RB	33	1972-74
Kozlowski, Glen (BYU), WR	88	1987-92
Kramer, Erik (NC State), QB	12	1994-98
Kreamcheck, John (Wm. & Mary), T	58	1953-55
Kreitling, Rich (Illinois), E	82	1964
Krenk, Mitch (Nebraska), TE	89	1984
Krenzel, Craig (Ohio State), QB	16	2004
Kreutz, Olin (Washington), C	57	1998-2005
Krieg, Dave (Milton College-WI), QB	17	1996
Kriewald, Doug (West Texas State), G	60	1967-68
Krumm, Todd (Michigan State), S	44	1988
Kuechenberg, Rudy (Indiana), LB	59	1967-69
Kunz, Lee (Nebraska), LB	57	1979-81
Kurek, Ralph (Wisconsin), FB	32	1965-70

### L

Lacina, Corbin (Augustana), G	63	2003
LaFavor, Tron (Florida), DT	73	2003
LaFleur, Joe* (Marquette), FB	2	1922-24
LaForest, W*, FB	**	1920
Lahar, Harold* (Oklahoma), E	12	1941; 1945
Lamb, Walter* (Oklahoma), G	12	1946
Landry, Greg (Massachusetts), QB	11	1984
Lanum, R. "Jake" (Ill & Millikin), QB	1	1920-24
Larson, Fred* (Notre Dame), C	14, 17	1922
Lashar, Tim (Oklahoma), K	16	1987
Lasker, Greg (Arkansas), S	31	1988
Latta, Greg* (Morgan State), TE	88	1975-80
Lawler, Allen (Texas), HB	33	1948
Lawson, Roger (W. Michigan), RB	36	1972-73
Layne, Bobby* (Texas), QB	22	1948
Leahy, Bernie* (Notre Dame), HB	6	1932
Leclerc, Roger (Trinity), K/LB	54, 83	1960-66
Le Bel, Harper (Colorado State), LS	88	1997
Lee, Buddy (LSU), QB	14	1971
Lee, Herman* (Florida A&M), T	70	1958-66
Lee, Shawn (North Alabama), DE	76	1998
Leeuwenburg, Jay (Colorado), G	58	1992-95
Leeuwenburg, Rich (Stanford), T	57	1965
Leggett, Earl (LSU), T	71	1957-65
Lemon, Clifford* (Centre), T	9	1926
Leonard, James (Colgate), T	**	1924
Lesane, James (Virginia), HB	49	1952-53
Lewis, Darren (Texas A & M), RB	33	1991-93
Lewis, Nate (Oregon Tech), WR	82	1994-95
Lick, Dennis (Wisconsin), T	70	1976-81
Lincoln, Jeremy (Tennessee), CB	39	1992-95
Line, Bill (SMU), DT	67	1972
Lintzenich, Joseph* (St. Louis), FB	7	1930-31
Lipcomb, Paul* (Tennessee), T	74	1954
Lisch, Rusty (Notre Dame), QB	12	1984
Littleton, Jody (Baylor), LS	63	2002
Livers, Virgil (W. Kentucky), CB	24	1975-79
Livingston, Andy (Phoenix JC), B	48	1964-65
Livingston, Howie* (Fullerton JC), DB	48	1953
Logan, James (Indiana), G	20, 37	1942-43
Long, Harvey* (Detroit), T	27	1929
Long, Johnny* (Colgate), QB	33	1944-45
Lowe, Lloyd (North Texas State), HB	28	1953-54
Lowery, Michael (Mississippi), LB	53	1996-97
Luckman, Sid* (Columbia), QB	42	1939-50
Lujack, Johnny (Notre Dame), QB	32	1948-51



# History

## All-Time Bears Roster

Lundy, Dennis (Northwestern), RB	1995	33
Lusby, Vaughn (Arkansas), CB	1980	29
Lyle, Garry (G. Washington), CB	1968-74	44
Lyman, Dustin (Wake Forest), TE	2000-04	89
Lynan, Link* (Neb.), T	2, 11, 12, 14, 77	1926-28/30/31/33-34
Lynch, Lorenzo (Cal St.-Sac.), DB	1987-89	43
Lyon, George* (Kansas State), T	1929	17

### M

MacLeod, Robert* (Dartmouth), HB	1939-40	5
Macon, Ed (College of Pacific), HB	1952-53	25
MacWherter, Kile* (Bethany), FB	1920	14
Magnani, Dante* (St. Mary's), TE	3, 4, 8	1943; 46; 49
Maillard, Ralph* (Creighton), T	1929	23
Malone, Charles* (Texas A&M), E	1933	25
Manders, Jack* (Minnesota), HB	1933-40	10
Maness, James (TCU), WR	1985	81
Mangum, John (Alabama), S	1990-98	26
Maniaci, Joe* (Fordham), RB	1938-41	11
Mannely, Patrick (Duke), T/LS	1998-2005	65
Manning, Pete (Wake Forest), E	1960-61	86
Manske, Edgar* (Northwestern), TE	1937-40	17
Marconi, Joe* (West Virginia), FB	1962-66	34
Margarita, Bob (Brown), HB	1944-46	44
Margerum, Ken (Stanford), WR	81-83/85-86	82; 89
Marshall, Alfonso (Miami), CB	2004	22
Marshall, Anthony (LSU), DB	1994-97	36
Marshall, Wilber (Florida), LB	1984-87	58
Martin, Bill (Georgia Tech), E	1964-65	22, 85
Martin, Billy* (Minnesota), HB	1962-64	22
Martin, Chris (Northwestern), CB	1996	25
Martin, Dave (Notre Dame), LB	1969	53
Martin, Frank* (Alabama), HB	1941	33
Martinovich, P.* (Coll. of Pacific), G	1940	19, 66
Maslowski, Matt (San Diego U.), WR	1972	46, 82
Mass, Wayne (Clemson), OT	1968-70	74
Masters, Bob* (Baylor), FB	1943-44	37
Masterson, Bernie* (Nebraska), QB	1934-40	33
Masterson, Forest (Iowa), C	1945	15
Mastrogany, Gus* (Iowa), E	1931	29
Matheson, Jack* (W. Michigan), E	1947	41
Mattes, Ron (Virginia), T	1991	75
Matthews, Shane (Florida), QB	1993-96; 99-01	9
Mattson, Riley (Oregon), T	1965	75
Matuza, Al (Georgetown), C	1941-44	15
May, Chester*, G	1920	19
May, Walter O. "Red"*, G	1920	19
Mayes, Alonzo (Oklahoma State), TE	1998-2000	85
Mayes, Rufus* (Ohio State), T	1969	71
Maynard, Brad (Ball State), P	2001-05	4
Maznicki, Frank (Boston College), HB	1942-43	4
McAfee, George (Duke), HB	1940-41; 45-50	5, 33
McClendon, Willie (Georgia), RB	1979-82	37
McColl, Bill (Stanford), E	1952-59	83
McCray, Bruce (W. Illinois), CB	1987	31
McDonald, Lester* (Nebraska), E	1937-39	76
McDonald, Rico (Pitt), LB	1998-99	54
McElroy, Ray (Eastern Illinois), S	2000	47
McElwain, Bill* (Northwestern), HB	1925	29
McEnulty, Doug* (Wichita), FB	1943-44	29
McGee, Tony (Bishop College), DE	1971-73	71
McGowan, Brandon (Maine)	2005	36
McGuire, Gene (Notre Dame), C	1993	60
McInerney, Sean (Frostburg State), DT	1987	68
McKenzie, Keith (Ball State), DT	2002	95

McKie, Jason (Temple), FB	2003-05	37
McKinnely, Phil (UCLA), T	1982	67
McKinney, Bill (West Texas), LB	1972	54
McKinnon, Dennis (Florida State), WR	83-85; 87-89	85
McLean, Scooter* (St. Anselm), HB	1940-47	57
McMahon, Jim (BYU), QB	1982-88	9
McMichael, Steve (Texas), DT	1981-93	76
McMillen, Jim* (Illinois), G	1924-29	22
McMillon, Todd (N. Arizona), CB	2000-04	26
McMullen, Daniel* (Nebraska), G	1930-31	21
McMurtry, Greg (Michigan), WR	1994	88
McNown, Cade (UCLA), QB	1999-2000	8
McPherson, Forrest* (Nebraska), G	1935	25
McQuarters, R.W. (Oklahoma St.), CB	2000-04	21
McRae, Bennie (Michigan), DB	1962-70	26
McRae, Franklin (Tenn. State), DT	1967	58
Meadows, Ed* (Duke), E	1954-56	76, 86
Mellekas, John (Arizona), T	1956-61	76
Merkel, Monte* (Kansas), G	1942-43	13
Merrill, Mark (Minnesota), LB	1979	50
Merrill, Thad (Yale), S	2001	22
Merritt, Ahmad (Wisconsin), WR	2001-03	81
Metcalf, Terrence (Mississippi), T/G	2002-05	60
Meyers, Denny* (Iowa), T	1931	33
Meyers, Jerry (N. Illinois), DL	1976-79	74
Michaels, Edward* (Villanova), G	1935	18
Mihal, Joe* (Purdue), T	1940-41	27
Milburn, Glyn (Stanford), RB/KR	1998-2001	24
Miller, Charles "Ookie"* (Purdue), C	1932-37	76
Miller, Fred (Baylor), T	2005	69
Miller, Jim (Michigan State), QB	1998-2002	15
Miller, Milford (Chadron), T	1932	26, 76
Milner, Bill (Duke), G	1947-49	38
Milton, Eldridge (Clemson), LB	1987	57
Minfield, Kevin (Arizona State), CB	1993-96	24
Minini, Frank (San Jose State), HB	1947-49	44
Minter, Barry (Tulsa), LB	1993-2000	92
Mintun, John F. "Jake"*, C	1921-22	20
Mirer, Rick (Notre Dame), QB	1997	13
Mitchell, Charley* (Tulsa), HB	1945	37
Mitchell, Qasim (No. Car. A&T), T	2003-05	72
Mohardt, John* (Notre Dame), HB	1925	26
Molesworth, Keith* (Monmouth), HB	1931-37	4
Montgomery, Randy (Weber State), CB	1974	27
Montgomery, Ross (TCU), FB	1969-70	22
Mooney, Jim* (Georgetown), E	1935	18
Mooney, Tip* (Abilene Christian), HB	1944-46	4
Moore, Albert* (Northwestern), QB	1932	8
Moore, Damon (Ohio State), SS	2002	37
Moore, Jerry (Arkansas), S	1971-72	18
Moore, Joe (Missouri), RB	1971-72	49
Moore, McNeil (Sam Houston), HB	1954-56	29
Moore, Rocco (Western Michigan), G	1980	71
Moorehead, Emery (Colorado), TE	1981-88	43, 87
Moreno, Moses (Colorado State), QB	1998	4
Morgan, Anthony (Tennessee), WR	1991-93	81
Morgan, Mike (Wisconsin), RB	1978	29
Morris, Byron "Bam" (Texas Tech), RB	1998	33
Morris, Francis* (Boston U.), HB	1942	11
Morris, Johnny (Santa Barbara), FL	1958-67	47
Morris, Jon (Holy Cross), C	1978	63
Morris, Larry (Georgia Tech), LB	1959-65	33

# History

## All-Time Bears Roster

Morris, Ray (UTEP), LB	1987
Morris, Ron (SMU), WR	1987-92
Morrison, Fred "Curly" (Ohio State), FB	1950-53
Morrissey, Jim (Michigan State), LB	1985-93
Morton, John* (Missouri), HB	1945
Moser, Robert* (Pacific), C	1951-53
Mosley, Anthony (Fresno State), RB	1987
Mosley, Henry* (Morris Brown), HB	1955
Mucha, Charles (Washington), G	1935
Mucha, Rudy* (Washington), G	1945-46
Muckensturm, Jerry (Arkansas St.), LB	1976-82
Mudd, Howard (Hillsdale), G	1969-70
Muhammad, Muhsin (Michigan St.), WR	2005
Mullen, Verne* (Illinois), E	1923-25
Mullins, Don R. (Houston), HB	1961-62
Mullins, Noah (Kentucky), HB	1946-49
Mundee, Fred* (Notre Dame), C	1943-45
Murray, Richard* (Marquette), T	1924
Murry, Don* (Wisconsin), T	1924-31
Musso, George* (Millikin), G	1933-44
Musso, Johnny (Alabama), RB	1975-77
Muster, Brad (Stanford), FB	1988-92
Myslinski, Tom (Tennessee), OL	1993-94

### N

Nagurski, Bronko* (Minnesota), FB	1930-37; 43
Neacy, Clement* (Colgate), E	1927
Neal, Dan (Kentucky), C	1975-83
Neal, Ed* (LSU), G	1951
Neck, Tommy (LSU), HB	1962
Neely, Bobby (Virginia), TE	1996
Negus, Fred* (Wisconsin), C	1950
Neidert, John (Louisville), LB	1970
Nelson, Everett* (Illinois), T	1929
Nesbitt, Dick* (Drake), HB	1930-33
Newkirk, Robert (Michigan St.), DT	2000-01
Newsome, Billy (Grambling), DE	1977
Newton, Bob (Nebraska), G	1971-75
Nickla, Ed (Maryland), G	1959
Nielsen, Hans (Michigan State), K	1981
Nix, Kent (TCU), QB	1970-71
Nolling, Ray* (Cincinnati), HB	1936-43
Norberg, Hank* (Stanford), E	1948
Nordquist, Mark (Pacific), G/C	1975-76
Nori, Reino* (DeKalb), HB	1938
Norman, Dick (Stanford), QB	1961
Norman, Tim (Illinois), G	1983
Norris, Jon (American Intl.), DE	1987
Norvell, Jay (Iowa), LB	1987
Novoselsky, Brent (Penn), TE	1988
Nowaskey, Bob* (G Washington), E	1940-42

### O

O'Bradovich, Ed (Illinois), DE	1962-71
O'Connell, JF* (Penn State), C	1924
O'Connell, Tom (Illinois), QB	1953
O'Neill, Pat (Syracuse), P	1995
O'Quinn, John* (Wake Forest), E	1950-51
O'Rourke, Charles* (Boston College), QB	1942
Obce, Terry (Oregon), WR	1993-94
Odom, Joe, (Purdue), LB	2003-05
Oech, Verne* (Minnesota), G	1936

Oelerich, John* (St. Ambrose), HB	1938
Ogden, Ray (Alabama), TE	1969-71
Ogunleye, Adewale (Indiana), DE	2004-05
Oliver, Jack (Memphis State), T	1987
Ortego, Keith (McNeese St.), WR	1985-87
Orton, Kyle (Purdue), QB	2005
Osborne, Jim (Southern), DT	1972-84
Osmanski, Bill* (Holy Cross), FB	39-43; 46-47
Osmanski, Joe* (Holy Cross), FB	1946-49
Owens, John (Notre Dame), TE	2004

### P

Pagac, Fred (Ohio State), TE	1974
Page, Alan (Notre Dame), DT	1978-81
Parrish, Tony (Washington), S	1998-2001
Parsons, Bob (Penn State), P/TE	1972-83
Patterson, Billy* (Baylor), QB	1939
Paul, Markus (Syracuse), S	1989-92
Pauley, Frank Don* (Wash. & Jeff.), T	1930
Payton, Sean (E Illinois), QB	1987
Payton, Walter* (Jackson State), RB	1975-87
Pearce, W. "Pard" (Penn), QB	1920-22
Pearson, Madison* (Kansas), C	1929-34
Pederson, Jim* (Augsburg), HB	1932
Peiffer, Dan (SE Missouri State), C	1975-77
Penn, Chris (Tulsa), WR	1997-98
Percival, Mac (Texas Tech), K	1967-73
Perez, Peter* (Illinois), G	1945
Perina, Bob* (Princeton), HB	1949-50
Perini, Pete (Ohio State), FB	1954-55
Perkins, Don* (Plattesville), FB	1945-46
Perrin, Lonnie (Illinois), RB	1979
Perry, Todd (Kentucky), G	1993-2000
Perry, William (Clemson), DT	1985-93
Peter, Christian (Nebraska), DT	2002
Peterson, Adrian (Ga. Southern), RB	2002-05
Peterson, Anthony (Notre Dame), LB	1997
Pettibon, Richie (Tulane), HB	1959-68
Petty, John* (Purdue), FB	1942
Petty, Ross* (Illinois), G	1920
Phillips, Lloyd (Arkansas), DE	1967-69
Phillips, Reggie (SMU), CB	1985-87
Phipps, Mike (Purdue), QB	1977-81
Piccolo, Brian* (Wake Forest), RB	1966-69
Pickens, Bob (Nebraska), T	1967-68
Pickering, Clay (Maine), WR	1986
Pierson, Shurron (South Florida), DE	2004
Pifferini, Bob (UCLA), LB	1972-75
Pilgrim, Evan (BYU), G	1995-97
Pinder, Cyril (Illinois), RB	1971-72
Pippens, Jerrell (Nebraska), S	2004
Plank, Doug (Ohio State), S	1975-82
Plasman, Dick* (Vanderbilt), E	1937-41; 44
Podmajersky, Paul* (Illinois), G	1944
Polisky, John* (Notre Dame), G	1929
Pollock, Bill* (Penn. Military Acad.), HB	1935-36
Pool, Hampton* (Stanford), E	1940-43
Potter, Kevin (Missouri), S	1983-84
Powell, Carl (Louisville), DT	2001
Preston, Pat* (Wake Forest), G	1946-49
President, Andre (Angelo St.), TE	1995
Price, Terry (Texas A & M), DT	1990
Pride, Dan (Jackson State), LB	1968-69
Primus, Greg (Colorado State), WR	1994-95



# History

## All-Time Bears Roster

Pritchett, Stanley (South Carolina), FB	2001-03
Proctor, Rex* (Rice), HB	1953
Proehl, Ricky (Wake Forest), WR	1997
Pruitt, Mickey (Colorado), LB	1988-90
Purnell, James* (Wisconsin), LB	1964-68
Pyle, Mike (Yale), C	1961-69

### Q

Quinn, Jonathan (Middle Tenn. St.), QB	2004
--	------

### R

Rabold, Mike* (Indiana), G	1964-66
Rains, Dan (Cincinnati), LB	1982-85
Rakestraw, Larry (Georgia), QB	1964-67
Ramsey, Frank (Oregon State), G	1945
Rather, Bo (Michigan), WR	1974-78
Reader, Russ* (Michigan State), HB	1947
Reese, Lloyd* (Tennessee), FB	1946
Reese, Marcus (UCLA), LB	2004
Reeves, Carl (North Carolina St.), DE	1996-98
Reid, Gabe (Brigham Young), TE	2003, 05
Reilly, Mike (Iowa), LB	1964-68
Rentie, Caesar (Oklahoma), T	1988
Rentner, Ernest* (Niwestern), HB	1936-37
Reppond, Mike (Arkansas), WR	1973
Reynolds, Tom (San Diego State), WR	1973
Rice, Andy (Texas Southern), DT	1972-73
Richards, Golden (Hawaii), WR	1978-79
Richards, Ray* (Nebraska), T	1973-36
Richardson, Mike (Arizona State), CB	1983-88
Richman, Harry* (Illinois), G	1929
Riley, Karon (Minnesota), DE	2001
Riley, Pat (Miami-FL), DT	1978, 95
Rivera, Ron (California), LB	1984-92
Rivera, Steve (California), WR	1977

Rivers, Garland (Michigan), DB	1987
Rives, Don (Texas Tech), LB	1973-78
Roberts, Tom* (DePaul), G	1943-44
Roberts, Willie (Houston), CB	1973
Robertson, Bernard (Tulane), T	2002
Robinson, Bryan (Fresno State), DL	1998-2003
Robinson, Marcus (S. Carolina), WR	1997-2002
Rodenhauser, Mark (Illinois St.), C	1987-88
Roder, Mirro, K	1973-74
Roehl, Jon (Iowa), G	1987
Roehml, William* (Bradley), G	1958-59
Rogers, Mel (Florida A&M), LB	1977
Roggeman, Tom (Purdue), G	1956-57
Romanik, Steve (Villanova), QB	1950-53
Romney, Milton* (Chicago), QB	1925-29
Ronzani, Gene* (Marquette), QB	33-38, 44-45
Roper, John (Texas A&M), LB	1989-92
Rosequist, Ted* (Ohio State), T	1934-36
Rothschild, Doug (Wheaton), LB	1987
Rouse, James (Arkansas), RB	1990-91
Roveto, John (SW Louisiana), K	1981-82
Rowden, Larry (Houston), LB	1971
Rowell, Eugene (Dubuque), DT	1987
Rowland, Brad (McMurry), HB	1951
Rowland, Justin (TCU), HB	1960
Rubens, Larry (Montana State), C	1986
Rupp, Nelson* (Dennison), QB	1921
Russell, Reginald (Northwestern), E	1928
Ryan, John (Detroit), T	1929
Ryan, Rocky (Illinois), E	1958
Ryan, Tim (USC), DT	1990-93
Rydalch, Ron (Utah), DT	1975-80
Rydzewski, Frank* (Notre Dame), C	1923
Rykovich, Julie* (Illinois), HB	1949-51

## TOP BEARS VICTORIES/DEFEATS

### LARGEST ALL-TIME WINS

Pts	Opponent	Score	Date
1. +73	at Washington*	73-0	12/8/40
2. +57	at Baltimore	57-0	11/25/62
3. +54	Green Bay	61-7	12/7/80
4. +49	Detroit	49-0	10/19/41
	at NY Giants	56-7	11/14/43

### LARGEST HOME WINS

Pts	Opponent	Score	Date
1. +54	Green Bay	61-7	12/7/80
2. +49	Detroit	49-0	10/19/41
3. +47	Clev. Rams	47-0	11/29/42
4. +46	Chi. Cardinals	53-7	10/12/41
5. +42	Pittsburgh	49-7	11/23/47

### LARGEST ROAD WINS

Pts	Opponent	Score	Date
1. +73	at Washington*	73-0	12/8/40
2. +57	at Baltimore	57-0	11/25/62
3. +49	at NY Giants	56-7	11/14/43
4. +44	at Dallas	44-0	11/17/85
5. +42	at Detroit	42-0	11/22/42
	at Card.-Pitt.	49-7	12/3/44

\*indicates playoff game

### WORST ALL-TIME LOSSES

Pts	Opponent	Score	Date
1. -52	at Baltimore	0-52	9/27/64
2. -49	at Green Bay	0-49	9/30/62
3. -47	at Houston	0-47	11/6/77
4. -42	at Cleveland	0-42	12/11/60
	at Detroit	0-42	9/22/68
	at Washington	0-42	12/15/74
	at San Francisco	7-49	9/7/03

### WORST HOME LOSSES

Pts	Opponent	Score	Date
1. -34	San Francisco	0-34	11/17/74
2. -33	Miami	13-46	11/2/75
3. -31	Green Bay	7-38	11/4/62
	Dallas	3-34	11/24/68
	Minnesota	0-31	10/12/69
	Green Bay	6-37	10/6/96
	Indianapolis	10-41	11/21/04

### WORST ROAD LOSSES

Pts	Opponent	Score	Date
1. -52	at Baltimore	0-52	9/27/64
2. -49	at Green Bay	0-49	9/30/62
3. -47	at Houston	0-47	11/6/77
4. -42	at Cleveland	0-42	12/11/60
	at Detroit	0-42	9/22/68
	at Washington	0-42	12/15/74
	at San Francisco	7-49	9/7/03

# History

## All-Time Bears Roster

**S**

Sacrinty, Nick (Wake Forest), QB	1947
Salaam, Rashaan (Colorado), RB	1995-97
Saldi, Jay (South Carolina), TE	1983-84
Samuel, Khari (Massachusetts), LB	1999-2001
Sanders, Glennell (Louisiana Tech), LB	1990
Sanders, Thomas (Texas A&M), RB	1985-89
Sanderson, Reggie (Stanford), RB	1973
Sanderson, Scott (Washington St.), G	2003
Sauerbrun, Todd (West Virginia), P	1995-99
Sauter, Cory (Minnesota), QB	2002
Savoldi, Joe* (Notre Dame), FB	1930
Sayers, Gale (Kansas), HB	1965-71
Schiechl, John* (Santa Clara), C	1945-46
Schmidt, Terry (Ball State), S	1976-84
Schreiber, Larry (Tenn. Tech), RB	1976
Schroeder, Gene (Virginia), E	51-52; 54-57
Schubert, Steve (U Mass.), WR	1975-79
Schuetz, Paul* (Wisconsin), G	1930-32
Schultz, Bill (USC), G	1997
Schwartz, Jim (Purdue), LB	1992, 1998
Schweda, Brian (Kansas), DE	1966
Schweidler, Dick (St. Louis), HB	1938-39; 46
Scott, Ian (Florida), DT	2003-05
Scott, James (Henderson JC), WR	1976-80; 82
Scott, Ralph* (Wisconsin), T	1921-25
Seals, George (Missouri), G	1965-71
Seiberling, Gerald* (Drake), FB	1932
Senn, Bill* (Knox), HB	1926-31
Serini, Washington* (Kentucky), G	1948-51
Setzer, Bobby (Boise State), DE	2002
Sevy, Jeff (California), T/DE	1975-78
Seward, Len (E. Illinois), LS	1987
Seymour, Jim (Notre Dame), WR	1970-72
Shank, J.L., HB	1920
Shanklin, Ron* (N Texas State), WR	1975-76
Shannon, John (Kentucky), DT	1988-89
Shaw, Glenn (Kentucky), HB	1960
Shearer, Brad (Texas), DT	1978-80
Shellog, Alex* (Notre Dame), T	1939
Shelton, Daimon (Sacramento St.), FB	2001-02
Sherman, Saul (Chicago), QB	1939-40
Shipkey, Jerry (UCLA), FB	1953
Shivers, Jason (Arizona State), S	2004
Shoemaker, Hub* (Illinois), G	1920-21
Shy, Don (San Diego State), RB	1970-72
Siegel, John (Columbia), E	1939-43
Sigillo, Dom* (Xavier), T	1943-44
Sigmund, Arthur W., G	1923
Simmons, Clyde (W. Carolina), DE	1999-2000
Simmons, David (North Carolina), LB	1983
Simmons, J. (Bethune-Cookman), WR	1969
Simpson, Carl (Florida State), DT	1993-97
Sinceno, Kaseem (Syracuse), TE	2000
Singletary, Mike (Baylor), LB	1981-92
Sisk, John* (Marquette), HB	1932-36
Sisk, John Jr. (Miami-Fla.), B	1964
Skibinski, John (Purdue), RB	1978-81
Smeja, Rudy* (Michigan), E	1944-45
Smith, Allen H.* (Mississippi), E	1947-48
Smith, Clarence (Georgia), E	1942

Smith, Eric (LSU), WR	1997
Smith, Eugene* (Georgia Tech), G	1930
Smith, Frankie (Baylor), CB	1998-2000
Smith, JD (N Carolina A&T), FB	1956
Smith, James (Compton JC), HB	1961
Smith, Quintin (Kansas), WR	1990
Smith, Ray Gene* (Midwestern), HB	1954-57
Smith, Ron (Wisconsin), S	1965; 70-72
Smith, Russell* (Illinois), T	1921-23
Smith, Sean (Grambling), DT	1987-88
Smith, Thomas (North Carolina), CB	2000
Smith, Vernice (Florida A & M), G	1993
Smith, Vinson (East Carolina), LB	1993-96
Snow, Percy (Michigan State), LB	1993
Snyder, Bob* (Ohio U.), QB	1939-41; 43
Sorey, Revie (Illinois), G	1975-82
Spears, Marcus (NWLA St.), T	1994-96
Spellman, Alonzo (Ohio State), DL	1992-97
Spero, Kenny (Morehead State), C	1942
Spivey, Mike (Colorado), CB	1977-79
Sprinkle, Ed (Hardin-Simmons), E	1944-55
St. Clair, John (Virginia), T	2005
Stachowicz, Ray (Michigan State), P	1983
Stahlman, Dick* (DePaul), T	1933
Staley, Bill (Utah State), DT	1970-71
Stamper, John (South Carolina), DE	2002
Standlee, Norm* (Stanford), FB	1941
Stargell, Tony (Tennessee State), CB	1997
Stauberg, Gerald (Cincinnati), G	1951
Steinbach, Larry* (St. Thomas), G	1930-31
Steinkemper, Bill* (Notre Dame), T	1942-43
Stenn, Paul* (Villanova), G	1948-51
Stenstrom, Steve (Stanford), QB	1995-98
Sternaman, Edward* (Illinois), HB	1920-30
Sternaman, Joe* (Illinois), HB	1922-29
Steuber, Bob* (Missouri), HB	1943
Stewart, Kordell (Colorado), QB	2003
Stickel, Walt* (Penn), T	1946-49
Stillwell, Roger* (Stanford), DE/DT	1975-77
Stinchcomb, Pete* (Ohio State), QB	1921-22
Stinson, Lemuel (Texas Tech), CB	1988-92
Stoepel, Terry (Tulsa), G	1967
Stolfa, Anton* (Luther), HB	1939
Stone, Billy* (Bradley), HB	1951-54
Stonebreaker, Michael (Notre Dame), LB	1991
Stoops, Mike (Iowa), DS	1987
Streeter, George (Notre Dame), DB	1989
Strickland, Larry* (North Texas St.), C	1954-59
Strutridge, Dick* (DePaul), HB	1928-29
Stydahar, Joe* (West Virginia), T	1936-42; 45-46
Suhay, Matt (Penn State), RB	1980-89
Sullivan, Frank* (Loyola, NO), C	1935-39
Sumner, Charles (Wm & Mary), HB	1955; 58-60
Sutherland, Vinny (Purdue), WR	2002
Sweeney, Jake* (Cincinnati), T	1944
Swisher, Bob* (Northwestern), HB	1938-41; 45
Szymanski, Frank (Notre Dame), C	1949

**T**

Tabor, Paul (Oklahoma), C	1980
Tackwell, CO* (Kansas State), E	1931-33
Tafuya, Joe (Arizona), DE	2001-03
Taft, Merrill* (Wisconsin), FB	1924
Tait, John (Brigham Young), T	2004-05
Tate, David (Colorado), S	1988-92



# History

## All-Time Bears Roster

Tate, Lars (Georgia), RB	33	1990
Taylor, Brian (Oregon State), RB	27	1989
Taylor, Clifton (Memphis State), RB	22	1974
Taylor, Henry (South Carolina), DT	96	2001
Taylor, Joe* (N. Carolina A&T), DB	20	1967-74
Taylor, JR "Tarz" (Ohio State), G	14	1921-22
Taylor, Ken (Oregon St.), CB	31	1985
Taylor, Lionel (NM Highland Univ.), E	32	1959
Taylor, Roosevelt (Grambling), DB	24	1961-69
Teafatiller, Guy (Illinois), DL	93	1987
Terrell, David (Michigan), WR	83	2001-04
Thayer, Tom (Notre Dame), G	57	1985-92
Thierry, John (Alcorn State), DE	91, 94	1994-98
Thomas, Anthony (Michigan), RB	35	2001-04
Thomas, Bob (Notre Dame), K	16	1975-84
Thomas, Calvin (Illinois), FB	33	1982-87
Thomas, Earl (Houston), WR	82	1971-73
Thomas, Mark (NC State), DE	95	1997-98
Thomas, Stan (Texas), T	60	1991-92
Thompson, Chris (Nicholls State), CB	27	2005
Thompson, Russ* (Nebraska), T	29	1936-39
Thornton, James (Cal St.-Fiten), TE	80	1988-92
Thrift, Cliff (E Central Oklahoma), LB	52	1985
Thrower, Willie* (Michigan State), QB	14	1953
Tillman, Charles (La-Lafayette), CB	33	2003-05
Tillman, Lewis (Jackson St.), RB	27	1994-95
Timpson, Michael (Penn State), WR	83	1995-96
Tom, Mel (San Jose State), DE	89	1973-75
Tomczak, Mike (Ohio State), QB	18	1985-90
Torrance, Jack* (LSU), T	34	1939-40
Trafton, George* (Notre Dame), C	13	1920-32
Traylor, Keith (Central State), DT	94	2001-03
Trimble, Steve (Maryland), DB	40	1987
Trost, Milt* (Marquette), T	27	1935-39

Tucker, Bill (Tennessee State), RB	34	1971
Tucker, Rex (Texas A&M), G	64	1999-2004
Tuinei, Van (Arizona), DE	90	1999-2000
Turner, Cecil (California Poly), FL	21	1968-73
Turner, Clyde* (Hardin-Simmons), C, LB	66	1940-52

### U

Ulmer, Mike (Doane), CB	43	1980
Urlacher, Brian (New Mexico), LB	54	2000-05
Usher, Lou* (Syracuse), T	12	1920

### V

Vactor, Ted (Nebraska), CB	33	1975
Vallez, Emilo (New Mexico), TE	82	1968-69
Van Horn, Keith (USC), T	78	1981-93
Van Valkenburg, Pete (BYU), RB	46	1974
Vasher, Nathan (Texas), CB	31	2004-05
Veach, Walter*, HB	15	1920
Venturelli, Fred*, T	55	1948
Vick, Ernie* (Michigan), C	23	1925-27
Vick, Richard* (Wash. & Jeff.), QB	26	1925
Villarral, Chris (Indiana-PA), C	58	1996-2003
Vodicka, Joe* (Lewis Institute), HB	48	1943-45
Voss, Walter "Tillie"* (Detroit), E	27	1927-28
Vucinich, Milt (Stanford), G	16	1945

### W

Waddle, Tom (Boston College), WR	87	1989-94
Wade, Bobby (Arizona), WR	84	2003-05
Wade, Charles (Tennessee St.), WR	83	1974
Wade, William (Vanderbilt), QB	9	1961-66
Waechter, Henry (Nebraska), DE	70, 75	1982-85
Wager, Clinton* (St. Mary's), E	51	1942-43
Wagner, Barry (Alabama A & M), WR	86	1992

## THE UNIFORM

The Chicago Bears, originally called the Decatur Staleys when founded in 1920, wore blue jerseys with tan colored vertical striping in their inaugural season. The vertical stripes were actually strips of leather sewn onto the uniform to help the ball carrier secure the ball.

In 1935 the Bears introduced an orange jersey with black arm stripes and black helmet and by 1958 were wearing the familiar navy blue with burnt orange. The Bears unique "rounded" number style on the uniforms and numbers on the sides of the sleeves of the jerseys date back to the 50's.

The Bears trademark 'C' logo appeared on helmets in 1962 and its use continues through present day although the mark has changed from white to orange and the shape has changed slightly. After 11 years, the white 'C' logo is colored orange with white trim in 1973 and still has the same look today.

The initials GSH were added to the left sleeve in 1984 in honor of the late 'Papa Bear' George S. Halas, who passed away Oct. 31, 1983. The uniform has had a very consistent look from the 1970's with the exception of blue pants with the white jersey introduced in 1984 as a road uniform. On Oct. 7, 2002 on a Monday Night Football game against Green Bay, the Bears wore their traditional home blue jerseys with the blue pants for the first time. On Nov. 25, 2004, for a Thanksgiving game at Dallas, the Bears wore a throwback orange jersey then, on Nov. 13, 2005, introduced a new-look orange third jersey against San Francisco.



Images and information courtesy of Maple Leaf Productions, Ltd. For more information go to [mapleleafproductions.com](http://mapleleafproductions.com)



# History

## All-Time Bears Roster

Wagner, Bryan (Cal St.-Northridge), P	1987-88	Williams, Walt (New Mexico St.), CB	1982-83
Wallace, Bob (UTEP), E	1968-72	Willis, Peter Tom (Florida St.), QB	1990-93
Wallace, John* (Notre Dame), E	1928	Wilson, George* (Northwestern), E	1937-46
Wallace, Stan* (Illinois), HB	1954-57	Wilson, Nemiah (Grambling), CB	1975
Walquist, Laurie* (Illinois), QB	1922-31	Wilson, Otis (Louisville), LB	1980-87
Walsh, Steve (Miami-Fla.), QB	1994-95	Wilson, Troy (Pittsburg State), DE	2000
Walterscheid, Len (S Utah), S	1977-82	Wisne, Jerry (Notre Dame), T	1999-2000
Ward, John (Oklahoma State), C/G	1976	Wojciechowski, John (Mich. St.), T	1987-93
Warner, Josh (SUNY-Brockport), C/G	2003	Wolden, Allan (Bemidji State), RB	1987
Washington, Fred* (TCU), DT	1990	Wooden, Shawn (Notre Dame), S	2000
Washington, Harry (Colorado St.), WR	1979	Woods, Tony (Oklahoma), DT	1989
Washington, Ted (Louisville), DT	2001-02	Woolford, Donnell (Clemson), CB	1989-96
Watkins, Bobby (Ohio State), HB	1955-57	Worley, Tim (Georgia), RB	1993-94
Watts, Rickey (Tulsa), WR	1979-83	Worrell, Cameron (Fresno State), S	2003-04
Weatherly, Gerald* (Rice), C	1950, 52-54	Wright, Eric (Stephen F. Austin), WR	1991-92
Wells, Mike (Iowa), DT	1998-2000	Wright, Steve (Alabama), T	1971
Wetnight, Ryan (Stanford), TE	1993-99	Wrightman, Tim (UCLA), TE	1985-86
Wetoska, Bob (Notre Dame), T	1960-69	Wuerffel, Danny (Florida), QB	2001
Wetzel, Damon* (Ohio State), HB	1935	Wynne, Elmer* (Notre Dame), FB	1928
Wheeler, Ted (W Texas State), G	1970		
Wheeler, Wayne (Alabama), WR	1974		
Whigham, Larry (NE Louisiana), S	2001-02		
Whitaker, Danta (Miss. Valley St.), TE	1993		
White, Dez (Georgia Tech), WR	2000-03		
White, Lawrence (Dana), WR	1987		
White, Roy* (Valparaiso), FB	1925, 1927-29		
White, Wilford (Arizona State), HB	1951-52		
Whitman, SJ (Tulsa), HB	1953-54		
Whitsell, Dave* (Indiana), DB	1961-66		
Whittenton, Jesse (West Texas), HB	1958		
Wiegmann, Casey (Iowa), C/G	1997-2000		
Wightkin, Bill* (Notre Dame), DT	1950-57		
Williams, Bob (Notre Dame), QB	1951-53		
Williams, Brock (Notre Dame), CB	2003		
Williams, Brooks (N Carolina), TE	1981-82		
Williams, Broughton (Florida), S	1947		
Williams, Dave (Colorado), RB	1979-81		
Williams, Fred* (Arkansas), T	1952-63		
Williams, James (Cheyney St.), T/DT	1991-2002		
Williams, Jeff (Rhode Island), G	1982		
Williams, Oliver (Illinois), WR	1983		
Williams, Perry (Purdue), RB	1974		
Williams, Roosevelt (Tuskegee), CB	2002		
Williams, Tyrone (Wyoming), DT	1997		

### Y

Youmans, Maury (Syracuse), T	1960-63
Young, Adrian (USC), LB	1973
Young, Randolph* (Millikin), T	1920
Youngblood, George (ISU), S	1969
Yourist, Abe, E	1923

### Z

Zanders, Emanuel (Jackson State), G	1981
Zarnas, Gust* (Ohio State), G	1938
Zawatson, Dave (California), T	1989
Zeller, Joe* (Indiana), G	1938
Zizak, Vince* (Villanova), G	1934
Zorich, Chris (Notre Dame), DT	1991-97
Zorich, George* (Northwestern), G	1944-46
Zucco, Vic (Michigan State), HB	1957-60

## MEMBERS OF THE 53-MAN ROSTER

The following is a list of players who were on the Chicago Bears active roster but did not appear in at least one NFL game for the Bears between 1995-2005.

Barber, Kurt (Southern California), DE	1997	Johnson, Clyde (Kansas State), DB	1997
Barnard, Brooks (Maryland), P	2003	Kittner, Kurt (Illinois), QB	2005
Belton, Keith (Syracuse), FB	2004	Lacy, Bo (Arkansas), G	2004
Butterfield, Mark (Stanford), QB	1996	Lewis, Scotty (Baylor), DT	1995
Berger, Mitch (Colorado), P	1995	Maumalanga, Chris (Kansas), DT	1997
Coleman, Quincy (Jackson State), CB	1998	Overhauser, Chad (UCLA), T	1998
Collier, Ervin (Florida A & M), DT	1995	Palmer, Dan (Air Force), T	1999
Cook, Daimon (Bethune-Cookman), T	2001	Parrish, James (Temple), T	1996
Dorsey, Quinn (Oregon), DE	2004	Polk, Octus (Stephen F. Austin), G	1995-96
Edwards, Brian (East Tenn. St.), RB	2000	Riley, Phillip (Florida State), WR	1996
Erickson, Craig (Miami-Fla.), QB	1999	Sanford, Sulecio (Middle Tenn. St.), WR	1999
George, Jeff (Illinois), QB	2004	Taylor, Aaron (Nebraska), G	1998
Hernandez, Adam (Yale), G	1998	Taylor, Cordell (Hampton), CB	1999
Hill, Charles (Maryland), DT	2003	Wallace, Alonzo (Maryland), DE	2000
Hills, Keno (Southwestern La.), G/T	1999	Wise, Ty (Miami-Fla.), C	2000



# History

## All-Time Assistant Coaches

Name	Seasons	Years
Abramowicz, Danny	5	1992-96
Allen, George	8	1958-65
Anderson, Hunk	8	1940-42; 46-50
Armstrong, Keith	4	1997-2000
Austin, Bill	1	1971
Babich, Bob	2	2004-05
Bajakian, Mike	2	2004-05
Bedford, Vance	6	1999-2004
Blache, Greg	5	1999-2003
Bollman, Jim	2	1999-2000
Boras, Rob	2	2004-05
Borich, Mike	2	1999-2000
Bratkowski, Zeke	3	1972-74
Brodsky, Joe	1	1998
Brooks, Clarence	6	1993-98
Brooks, Larry	1	2003
Brumbaugh, Carl	3	1938; 40; 44
Bullough, Chuck	5	1999-2003
Callahan, Ray	3	1975-77
Carmichael, Pete	3	2001-03
Carr, Jim	3	1969; 73-74
Cavanaugh, Matt	2	1997-98
Cherundolo, Chuck	6	1966-68; 72-74
Cody, Ed	6	1965-70
Coimer, Charlie	5	2001-05
Connor, George	2	1956-57
Crowton, Gary	2	1999-2000
DeCorrevont, Bill	1	1949
Dent, Richard	1	2003
Dimancheff, Babe	3	1966-68
Dooley, Jim	14	1963-67; 81-89
Dovell, Whitey	3	1972-74
Drake, Darryl	2	2004-05
Driscoll, Paddy	20	1941-55; 58-62
Dunbar, Karl	1	2004
Ecklund, Brad	3	1975-77
Fears, Ivan	6	1993-98
Fewell, Perry	1	2005
Fichtner, Ross	3	1975-77
Flaherty, Pat	3	2001-03
Fortunato, Joe	2	1967-68
Frei, Jerry	3	1978-80
George, Bill	1	1972
Gerhart, Doug	1	1979
Gibron, Abe	7	1965-71
Gillman, Sid	1	1977
Goldston, Ralph	1	1974
Goodwin, Harold	2	2004-05
Grange, Red	8	1933-40
Gray, Torrian	2	2004-05
Haley, Todd	3	2001-03
Handler, Phil	17	1952-68
Haupt, Dale	8	1978-85
Hiestand, Harry	1	2005
Hilton, John	3	1975-77
Hoener, Pete	1	2004
Hughes, Ed	7	1982-88

Name	Seasons	Years
Jagade, Chick	1	1956
Johnson, Don	1	2005
Johnsos, Luke	30	1935-39; 41-42; 46-68
Kazor, Steve	11	1982-92
Kuhlmann, Hank	5	1978-82
Landry, Greg	7	1986-92
LaRue, Jim	12	1978-89
Lee, Lloyd	2	2004-05
Levr, John	7	1986-92
Lindsey, Dale	3	1999-2001
Lord, Bob	1	1974
Luckman, Sid	16	1954; 56-70
Mainord, Carlos	6	1993-98
Marchibroda, Ted	1	1981
Mather, Chuck	8	1958-65
McGinnis, David	10	1986-95
Meyer, Ken	3	1978-80
Moeller, Gary	2	2002-03
Mosley, Earle	5	1999-2003
Moss, Perry	4	1970-73
Norris, Rex	4	1999-2002
O'Connor, Fred	3	1975-77
Olson, Greg	1	2003
Peete, Willie	3	1995-97
Pendry, Joe	2	1993-94
Plumb, Ted	8	1980-85; 96-97
Rapp, Vic	4	1989-92
Ringo, Jim	3	1969-71
Rivera, Ron	2	2004-05
Roland, Johnny	11	1982-92
Ronzani, Gene	3	1947-49
Rossley, Tom	1	1998
Ryan, Buddy	8	1978-85
Schiano, Greg	3	1996-98
Scovill, Doug	1	1978
Shaughnessy, Clark	12	1951-62
Shaw, Bob	3	1969-71
Shea, Terry	1	2004
Shinnick, Don	2	1970-71
Shoop, John	5	1999-2003
Shula, Mike	3	1993-95
Slowik, Bob	6	1993-98
Spencer, Tim	2	2004-05
Stanfel, Dick	12	1981-92
Stoltz, Jerry	4	1973-76
Stydahar, Joe	2	1963-64
Sweatman, Mike	3	2001-03
Tobin, Vince	7	1986-92
Toub, Dave	2	2004-05
Turner, Clyde "Bulldog"	5	1952-56
Turner, Ron	5	1993-96; 2005
Walquist, Laurie	2	1933-34
Wilson, George	2	1947-48
Wilson, Wade	2	2004-05
Wise, Tony	6	1993-98
Wylie, Bob	5	1999-2003
Yaralian, Zaven	3	1990-92

## BEARS HEAD COACHES

	Seasons	Overall W-L-T	Regular W-L-T	Post-season W-L
George Halas	1920-29; 33-42; 46-55; 58-67	324-151-31	318-148-31	6-3
Ralph Jones	1930-32	24-10-7	24-10-7	None
"Hunk" Anderson / Luke Johnsos	1942-45	24-12-2	23-11-2	1-1
John "Paddy" Driscoll	1956-57	14-10-1	14-9-1	0-1
Jim Dooley	1968-71	20-36-0	20-36-0	None
Abe Gibron	1972-74	11-30-1	11-30-1	None
Jack Pardee	1975-77	20-23-0	20-22-0	0-1
Neill Armstrong	1978-81	30-35-0	30-34-0	0-1
Mike Ditka	1982-92	112-68-0	106-62-0	6-6
Dave Wannstedt	1993-98	41-57-0	40-56-0	1-1
Dick Jauron	1999-2003	35-46-0	35-45-0	0-1
Lovie Smith	2004-Present	16-17-0	16-16-0	0-1

# History

## Preseason Results

### 1921 — 1-0 Chi Opp

Waukegan W 35 0

### 1923 — 0-0-1 Chi Opp

Milwaukee Badgers T 0 0

### 1924 — 2-1 Chi Opp

Cleveland Bulldogs W 23 0

Frankford Yellow Jackets W 13 10

Rock Island Independents L 6 7

### 1928 — 1-0 Chi Opp

Minneapolis Marines W 12 6

### 1929 — 1-1 Chi Opp

Memphis Tigers W 39 19

Memphis Tigers L 14 21

### 1930 — 1-1 Chi Opp

Milwaukee Badgers W 26 0

Ironton (OH) Tanks L 13 26

### 1931 — 1-0 Chi Opp

Cicero Boosters W 43 0

### 1932 — 3-0-1 Chi Opp

Cleveland Panthers W 26 0

St. Louis Gunners W 35 0

Portsmouth Spartans T 6 6

Boston Redskins W 21 0

### 1933 — 2-0 Chi Opp

S 10 Cicero Boosters W 60 0

S 16 Notre Dame All-Stars W 14 0

### 1934 — 4-0-1 Chi Opp

A 30 Chicago All-Stars T 0 0

S 5 Indiana Harbor W 19 6

S 9 Chicago Tigers W 41 0

S 12 LaCrosse W 25 0

Texas All-Stars W 34 13

O 12 Green Bay Packers W 10 6

N 7 Minnesota Stars W 14 3

D 15 Philadelphia Eagles W 28 14

D 22 Brooklyn Dodgers W 20 6

D 23 Memphis Tigers W 30 13

J 13 Chicago Cardinals L 9 13

J 20 Pacific Coast Stars W 26 7

J 27 New York Giants W 21 0

### 1935 — 5-0 Chi Opp

A 30 College All-Stars W 5 0

S 8 Badger All-Stars W 58 0

S 11 Calumet All-Stars W 40 0

S 15 American Legion All-Stars W 41 0

Kenosha W 47 0

### 1936 — 1-1 Chi Opp

S 7 Texas All-Stars L 6 7

S 8 Oklahoma All-Stars W 14 6

### 1937 — 3-1 Chi Opp

S 6 Texas All-Stars L 0 6

S 7 Oklahoma All-Stars W 25 0

S 10 Calumet Indians W 34 0

S 12 Des Moines Comets W 39 0

### 1938 — 4-1 Chi Opp

S 1 Eastern All-Stars W 26 14

S 5 Southern All-Stars W 32 18

S 23 Negro All-Stars W 51 0

S 25 Cincinnati Bengals L 13 17

S 27 Los Angeles Bulldogs W 14 12

### 1939 — 3-0 Chi Opp

S 5 Calumet All-Stars W 13 0

S 9 Glen Ellyn All-Stars W 55 6

S 27 Cincinnati Bengals W 26 6

### 1940 — 6-1 Chi Opp

A 24 Calumet Indians W 48 6

A 30 Pittsburgh Steelers L 9 10

S 5 Philadelphia Eagles W 27 21

S 8 Newark Bears W 35 7

S 12 Calumet Indians W 52 0

S 15 St. Louis Gunners W 59 0

National League Stars W 28 14

### 1941 — 6-0 Chi Opp

A 19 Kenosha Cardinals W 27 6

A 28 College All-Stars W 37 13

S 9 Brooklyn Dodgers W 14 9

S 11 Eastern All-Stars W 23 6

S 14 Newark Bears W 47 12

National League Stars W 35 24

### 1942 — 5-0 Chi Opp

A 22 Camp Grant W 32 6

A 28 College All-Stars W 21 0

S 5 Pittsburgh Steelers W 40 20

S 13 Washington Redskins W 38 14

S 20 Army All-Stars W 14 7

### 1943 — 3-0 Chi Opp

New York Giants W 42 28

Washington Redskins W 21 14

Philadelphia-Pittsburgh W 20 7

### 1944 — 3-1 Chi Opp

A 30 College All-Stars W 24 21

Washington Redskins L 7 21

New York Giants W 20 10

Washington Redskins W 28 0

### 1945 — 1-2 Chi Opp

Washington Redskins L 7 14

Philadelphia Eagles L 21 38

New York Giants W 14 13

*Italics indicates mid- or post-season exhibition games.*



# History

## Preseason Results

### 1946 — 5-0

	Chi	Opp
S 1 New York Giants	W	19 0
S 5 Boston Yanks	W	24 17
S 13 Philadelphia Eagles	W	24 12
S 17 Akron Bears	W	38 13
S 22 Washington Redskins	W	20 14

### 1947 — 3-1

	Chi	Opp
A 22 College All-Stars	L	0 16
S 7 Boston Yanks	W	37 20
S 13 Philadelphia Eagles	W	13 10
S 17 Washington Redskins	W	28 7

### 1948 — 4-1

	Chi	Opp
A 22 Pittsburgh Steelers	W	28 14
A 28 Philadelphia Eagles	W	24 23
S 5 Boston Yanks	W	42 7
S 9 Boston Yanks	W	24 14
S 14 New York Giants	L	7 17

### 1949 — 4-1

	Chi	Opp
A 20 Pittsburgh Steelers	W	34 0
A 28 New York Bulldogs	W	14 7
S 4 Washington Redskins	W	28 17
S 10 New York Giants	W	20 17
S 17 Philadelphia Eagles	L	7 14

### 1950 — 4-2

	Chi	Opp
A 12 New York Yanks	W	34 33
A 18 New York Giants	L	7 10
A 24 Baltimore Colts	W	21 17
A 26 Pittsburgh Steelers	W	30 14
S 1 Cleveland Browns	L	23 27
S 10 Philadelphia Eagles	W	10 3

### 1951 — 3-4

	Chi	Opp
A 23 Los Angeles Rams	L	14 42
A 26 San Francisco 49ers	W	24 7
S 2 New York Giants	L	0 14
S 9 Cleveland Browns	L	21 32
S 15 Philadelphia Eagles	W	31 6
S 19 Washington Redskins	W	21 19
S 23 Pittsburgh Steelers	L	17 21

### 1952 — 4-1

	Chi	Opp
A 12 Pittsburgh Steelers	W	14 9
A 29 Cleveland Browns	L	7 14
S 6 Philadelphia Eagles	W	37 7
S 14 New York Giants	W	17 7
S 20 Pittsburgh Steelers	W	23 0

### 1953 — 2-4

	Chi	Opp
A 15 Pittsburgh Steelers	L	10 29
A 22 Philadelphia Eagles	L	10 24
A 29 Pittsburgh Steelers	W	31 28
S 3 New York Giants	L	7 14
S 11 Cleveland Browns	L	14 20
S 20 Chicago Cardinals	W	14 13

### 1954 — 3-3

	Chi	Opp
A 14 Pittsburgh Steelers	W	21 14
A 18 Chicago Cardinals	L	0 10
A 28 Philadelphia Eagles	L	21 24
S 4 Washington Redskins	W	28 24
S 12 New York Giants	W	28 24
S 18 Cleveland Browns	L	7 35

### 1955 — 3-2

	Chi	Opp
A 20 Chicago Cardinals	L	6 21
A 26 Philadelphia Eagles	L	20 27
S 3 Washington Redskins	W	45 10
S 10 New York Giants	W	7 0
S 15 Cleveland Browns	W	24 21

### 1956 — 5-1

	Chi	Opp
A 18 Chicago Cardinals	W	31 7
A 24 Philadelphia Eagles	W	28 21
S 1 Washington Redskins	W	17 3
S 8 Pittsburgh Steelers	W	21 10
S 15 New York Giants	W	20 10
S 21 Cleveland Browns	L	14 24

### 1957 — 4-1-1

	Chi	Opp
A 17 Pittsburgh Steelers	W	24 7
A 24 Baltimore Colts	T	24 24
A 30 New York Giants	L	17 24
S 8 Philadelphia Eagles	W	24 14
S 14 Pittsburgh Steelers	W	37 10
S 20 Cleveland Browns	W	29 3

### 1958 — 6-0

	Chi	Opp
A 17 Chicago Cardinals	W	24 7
A 24 Philadelphia Eagles	W	3 0
A 30 Pittsburgh Steelers	W	17 10
S 5 Detroit Lions	W	24 17
S 12 Cleveland Browns	W	42 31
S 21 Washington Redskins	W	27 24

### 1959 — 5-1

	Chi	Opp
A 15 Green Bay Packers	W	19 16
A 22 Philadelphia Eagles	W	24 21
A 29 Pittsburgh Steelers	W	54 17
S 5 Washington Redskins	W	52 14
S 11 New York Giants	W	18 6
S 19 Cleveland Browns	L	31 33

### 1960 — 3-2

	Chi	Opp
A 15 New York Giants	W	16 17
A 27 Green Bay Packers	L	7 35
S 3 Washington Redskins	W	17 0
S 10 Cleveland Browns	L	10 16
S 16 Pittsburgh Steelers	W	21 10

### 1961 — 4-2

	Chi	Opp
A 5 Montreal Alouettes	W	34 16
A 12 Philadelphia Eagles	L	10 38
A 19 Washington Redskins	W	29 13
A 26 Green Bay Packers	L	14 24
S 2 Minnesota Vikings	W	30 7
S 8 Pittsburgh Steelers	W	24 21

# History

## Preseason Results

1962 — 0-5		Chi	Opp
A 11	Pittsburgh Steelers	L	14 19
A 18	Philadelphia Eagles	L	14 28
A 25	Green Bay Packers	L	21 35
S 1	Washington Redskins	L	28 29
S 7	Cleveland Browns	L	24 28

1963 — 3-2		Chi	Opp
A 10	New York Giants	W	17 7
A 15	Washington Redskins	W	28 26
A 24	Green Bay Packers	L	7 26
A 31	St. Louis Cardinals	L	14 17
S 7	Baltimore Colts	W	14 7

1964 — 3-2		Chi	Opp
A 7	College All-Stars	W	28 17
A 14	Washington Redskins	W	14 13
A 22	Green Bay Packers	L	7 21
A 28	St. Louis Cardinals	L	3 7
S 7	Dallas Cowboys	W	21 6

1965 — 2-3		Chi	Opp
A 12	Washington Redskins	W	31 30
A 21	Green Bay Packers	L	14 31
A 28	Los Angeles Rams	W	28 14
S 3	St. Louis Cardinals	L	3 25
S 11	Dallas Cowboys	L	21 34

1966 — 3-1		Chi	Opp
A 6	Philadelphia Eagles	L	21 40
A 12	Green Bay Packers	W	13 10
A 20	Washington Redskins	W	21 10
S 2	St. Louis Cardinals	W	22 20

1967 — 2-3		Chi	Opp
A 9	Washington Redskins	L	14 37
A 18	Green Bay Packers	L	0 18
A 23	Kansas City Chiefs	L	24 66
S 1	St. Louis Cardinals	W	42 14
S 9	Philadelphia Eagles	W	14 0

1968 — 4-1		Chi	Opp
A 3	Dallas Cowboys	W	30 24
A 10	Baltimore Colts	L	0 10
A 19	Green Bay Packers	W	10 7
A 24	Washington Redskins	W	45 13
S 6	St. Louis Cardinals	W	19 17

1969 — 3-3		Chi	Opp
A 2	Washington Redskins	L	7 13
A 9	Miami Dolphins	W	16 10
A 16	Green Bay Packers	W	19 9
A 22	Houston Oilers	L	17 19
A 30	Buffalo Bills	W	23 16
S 12	St. Louis Cardinals	L	31 37

1970 — 1-4-1		Chi	Opp
A 8	Houston Oilers	W	23 13
A 15	Green Bay Packers	T	6 6
A 24	San Diego Chargers	L	9 14
A 29	St. Louis Cardinals	L	3 24
S 5	Denver Broncos	L	17 30
S 11	Minnesota Vikings	L	30 31

1971 — 3-3		Chi	Opp
A 7	Green Bay Packers	W	2 0
A 14	Baltimore Colts	L	13 21
A 21	Minnesota Vikings	L	14 34
A 28	Cleveland Browns	W	20 19
S 4	Houston Oilers	L	17 37
S 12	Denver Broncos	W	33 17

1972 — 1-4-1		Chi	Opp
A 5	Kansas City Chiefs	L	10 24
A 10	Houston Oilers	W	20 17
A 20	New England Patriots	L	17 27
A 27	Green Bay Packers	L	7 10
S 3	Buffalo Bills	T	24 24
S 9	St. Louis Cardinals	L	14 33

1973 — 3-1-2		Chi	Opp
A 4	Green Bay Packers	T	13 13
A 11	Houston Oilers	W	34 7
A 18	Miami Dolphins	T	9 9
A 26	Buffalo Bills	W	13 10
S 1	St. Louis Cardinals	W	31 20
S 9	Washington Redskins	L	3 7

1974 — 1-5		Chi	Opp
A 3	St. Louis Cardinals	L	7 10
A 12	Pittsburgh Steelers	L	21 50
A 17	Green Bay Packers	L	10 20
A 26	Baltimore Colts	W	20 16
A 31	Houston Oilers	L	20 37
S 9	Miami Dolphins	L	7 30

1975 — 2-4		Chi	Opp
A 9	San Diego Chargers	W	22 0
A 16	Green Bay Packers	L	9 13
A 23	St. Louis Cardinals	W	14 13
A 30	Denver Broncos	L	0 13
S 6	Miami Dolphins	L	10 21
S 13	Houston Oilers	L	13 24

1976 — 5-1		Chi	Opp
J 31	Denver Broncos	W	15 14
A 7	Seattle Seahawks	W	27 16
A 14	Baltimore Colts	W	25 14
A 21	St. Louis Cardinals	L	14 20
A 28	Tampa Bay Buccaneers	W	10 7
S 3	Washington Redskins	W	9 7



# History

## Preseason Results

### 1977 — 3-4

	Chi	Opp
J 30 New York Jets	W 20	6
A 6 New Orleans Saints	L 14	20
A 13 Oakland Raiders	W 20	13
A 20 Houston Oilers	W 14	10
A 25 Cleveland Browns	L 7	14
S 2 St. Louis Cardinals	L 14	23
S 10 Cincinnati Bengals	L 6	24

### 1978 — 0-4

	Chi	Opp
A 5 Oakland Raiders	(S) L 13	14
A 12 St. Louis Cardinals	(S) L 14	26
A 19 Cincinnati Bengals	(CI) L 3	27
A 24 Seattle Seahawks	(SE) L 7	16

### 1979 — 3-1

	Chi	Opp
A 4 New York Jets	(S) W 27	14
A 11 New Orleans Saints	(NO) W 13	6
A 18 Cincinnati Bengals	(S) W 17	13
A 25 St. Louis Cardinals	(SL) L 7	10

### 1980 — 1-3

	Chi	Opp
A 10 New York Jets	(NJ) W 21	9
A 16 Cincinnati Bengals	(CI) L 3	21
A 23 Cleveland Browns	(S) L 31	33
A 30 St. Louis Cardinals	(S) L 13	21

### 1981 — 2-2

	Chi	Opp
A 8 New York Giants	(S) L 7	23
A 15 Kansas City Chiefs	(KC) L 0	13
A 22 Cincinnati Bengals	(S) W 24	21
A 29 St. Louis Cardinals	(SL) W 31	27

### 1982 — 1-3

	Chi	Opp
A 16 San Diego Chargers	(SD) L 27	28
A 21 Buffalo Bills	(BF) W 21	14
A 28 St. Louis Cardinals	(S) L 3	10
S 4 Baltimore Colts	(S) L 17	26

### 1983 — 3-1

	Chi	Opp
A 6 Buffalo Bills	(S) W 27	17
A 13 St. Louis Cardinals	(SL) L 24	27
A 20 Los Angeles Raiders	(LA) W 27	21
A 27 Kansas City Chiefs	(S) W 20	17

### 1984 — 1-3

	Chi	Opp
A 4 St. Louis Cardinals	(S) L 10	19
A 11 Green Bay Packers	(ML) L 10	17
A 18 Cincinnati Bengals	(S) L 17	25
A 26 Buffalo Bills	(I) W 38	7

### 1985 — 1-3

	Chi	Opp
A 9 St. Louis Cardinals	(SL) L 3	10
A 17 Indianapolis Colts	(S) L 13	24
A 26 *Dallas Cowboys	(DA) L 13	15
A 31 Buffalo Bills	(S) W 45	14

### 1986 — 4-1

	Chi	Opp
A 3 *Dallas Cowboys	(LN) W 17	6
A 9 Pittsburgh Steelers	(TR) W 33	13
A 16 Indianapolis Colts	(S) W 38	21
A 23 St. Louis Cardinals	(S) L 7	14
A 30 Buffalo Bills	(ND) W 31	17

### 1987 — 3-1

	Chi	Opp
A 16 Miami Dolphins	(JR) W 10	3
A 22 Pittsburgh Steelers	(S) W 50	14
A 31 *St. Louis Cardinals	(S) L 16	20
S 5 Los Angeles Raiders	(LA) W 20	17

### 1988 — 1-3

	Chi	Opp
A 6 Miami Dolphins	(S) W 20	17
A 14 *Minnesota Vikings	(SW) L 21	28
A 22 *Dallas Cowboys	(DA) L 9	17
A 26 Los Angeles Raiders	(S) L 22	37

### 1989 — 2-2

	Chi	Opp
A 14 *Miami Dolphins	(JR) W 28	20
A 19 San Diego Chargers	(S) L 7	24
A 27 Kansas City Chiefs	(S) L 17	22
S 2 Los Angeles Raiders	(LA) W 41	38

### 1990 — 4-1

	Chi	Opp
A 4 Cleveland Browns	(CN) W 13	0
A 11 Miami Dolphins	(S) W 10	6
A 18 Phoenix Cardinals	(TM) W 17	9
A 24 Los Angeles Raiders	(S) L 3	20
A 30 Buffalo Bills	(SC) W 35	7

### 1991 — 2-3

	Chi	Opp
J 26 Miami Dolphins	(JR) W 6	0
A 3 *San Francisco 49ers	(G) L 7	21
A 11 Phoenix Cardinals	(S) L 10	12
A 17 Los Angeles Raiders	(LA) L 10	13
A 24 Buffalo Bills	(S) W 30	13

### 1992 — 1-3

	Chi	Opp
A 10 *New Orleans Saints	(S) L 31	34
A 15 Phoenix Cardinals	(TM) L 17	20
A 23 Pittsburgh Steelers	(S) L 17	28
A 28 Dallas Cowboys	(TX) W 20	13

### 1993 — 1-3

	Chi	Opp
A 8 Philadelphia Eagles	(V) L 9	13
A 14 Phoenix Cardinals	(S) L 10	11
A 23 *New Orleans Saints	(NO) L 14	20
A 27 Dallas Cowboys	(S) W 23	21

### 1994 — 4-0

	Chi	Opp
A 5 Philadelphia Eagles	(S) W 12	6
A 13 Arizona Cardinals	(TM) W 16	0
A 22 *Kansas City Chiefs	(KC) W 21	18
A 27 New York Giants	(S) W 27	21

### 1995 — 1-3

	Chi	Opp
A 4 Carolina Panthers	(S) W 18	15
A 14 *Cleveland Browns	(CL) L 13	55
A 20 Arizona Cardinals	(S) L 16	17
A 24 Indianapolis Colts	(I) L 7	29

# History

## Preseason Results

### 1996 — 1-3

			Chi	Opp
A 3	Carolina Panthers	(C) L	12	30
A 11	Miami Dolphins	(S) W	24	21
A 17	New Orleans Saints	(NO) L	21	31
A 22	# Kansas City Chiefs	(S) L	10	14

### 1997 — 2-3

			Chi	Opp
J 27	**Pittsburgh Steelers	(DB) L	17	30
A 2	Buffalo Bills	(BF) W	20	17 ot
A 10	Miami Dolphins	(JR) L	14	21
A 17	Arizona Cardinals	(S) W	22	10
A 22	New Orleans Saints	(S) L	7	13

### 1998 — 0-4

			Chi	Opp
A 8	Baltimore Ravens	(BA) L	14	19
A 14	Arizona Cardinals	(TM) L	24	27
A 21	Buffalo Bills	(S) L	9	17
A 28	New York Jets	(S) L	7	24

### 1999 — 2-2

			Chi	Opp
A 7	Indianapolis Colts	(S) W	9	6
A 13	Pittsburgh Steelers	(TR) L	23	30
A 21	St. Louis Rams	(S) W	38	24
A 28	Cleveland Browns	(CB) L	24	35

### 2000 — 2-2

			Chi	Opp
A 5	New York Giants	(NJ) W	20	8
A 12	Cleveland Browns	(S) W	19	6
A 19	Cincinnati Bengals	(CI) L	20	24
A 26	Tennessee Titans	(S) L	28	34

### 2001 — 1-3

			Chi	Opp
A 4	Cincinnati Bengals	(S) W	16	13 ot
A 11	Tennessee Titans	(AD) L	24	27
A 18	Kansas City Chiefs	(KC) L	9	10
A 25	Arizona Cardinals	(S) L	20	24

### 2002 — 1-3

			Chi	Opp
A 10	Denver Broncos	(IL) L	3	27
A 16	St. Louis Rams	(AC) W	19	17
A 23	Jacksonville Jaguars	(IL) L	16	24
A 29	Miami Dolphins	(PP) L	22	24

### 2003 — 1-3

			Chi	Opp
A 9	Indianapolis Colts	(IL) W	20	18
A 16	Denver Broncos	(IL) L	10	15
A 23	Arizona Cardinals	(TM) L	17	27
A 29	New England Patriots	(CG) L	23	38

### 2004 — 2-2

			Chi	Opp
A 12	St. Louis Rams	(EJ) W	13	10 ot
A 21	San Francisco 49ers	(S) W	20	13
A 27	New Orleans Saints	(S) L	13	17
S 3	Cleveland Browns	(CB) L	10	24

### 2005 — 3-2

			Chi	Opp
A 8	Miami Dolphins	(CN) W	27	24
A 12	St. Louis Rams	(EJ) L	13	17
A 20	Indianapolis	(I) W	24	17
A 26	Buffalo Bills	(S) W	16	12
S 1	Cleveland Browns	(S) L	6	16

All-time Preseason Record: 214-150-8 (.586)

\* Indicates Monday Night Football

\*\* American Bowl game (overseas)

# Game terminated in 3rd quarter due to lightning.

† See page 338 for stadium codes.

## MOST-WATCHED TV PROGRAMS...EVER

Program	Date	Avg. Aud.	Rating
1. M*A*S*H Special CBS	2-28-83	50,150,000	60.2
2. Dallas CBS	11-21-80	41,470,000	53.3
3. Roots Pt. VIII ABC	1-30-77	36,380,000	51.1
4. Super Bowl XVI (San Francisco vs. Cincinnati) CBS	1-24-82	40,020,000	49.1
5. Super Bowl XVII (Washington vs. Miami) NBC	1-30-83	40,480,000	48.6
6. Winter Olympics-Wed CBS	2-23-94	45,690,000	48.5
7. Super Bowl XX (Chicago vs. New England) NBC	1-26-86	41,490,000	48.3

• A rating is the percentage of houses with televisions which are watching the program. The 48.3 for Super Bowl XX is the seventh-highest in TV history (fourth among sporting events: SBXVI, SBXVII, and the '94 Winter Olympic figure skating).

• The Bears' Super Bowl drew a 70 share, which means that 70% of all people watching TV were watching that game. The closest any program has come to a 70 since Super Bowl XX was in January, 1996 when Super Bowl XXX recorded a 68 share.



# History

## Bears Postseason Results

Date	Game	Winner	Loser	Chi-Opp	Site
12-17-33	NFL Championship	BEARS	NY Giants	23-21	Wrigley Field
12-9-34	NFL Championship	NY Giants	BEARS	13-30	Polo Grounds
12-12-37	NFL Championship	Washington	BEARS	21-28	Wrigley Field
12-8-40	NFL Championship	BEARS	Washington	73- 0	Griffith Stadium
12-14-41	Conf. Championship	BEARS	Green Bay	33-14	Wrigley Field
12-21-41	NFL Championship	BEARS	NY Giants	37- 9	Wrigley Field
12-13-42	NFL Championship	Washington	BEARS	6-14	Griffith Stadium
12-26-43	NFL Championship	BEARS	Washington	41-21	Wrigley Field
12-15-46	NFL Championship	BEARS	NY Giants	24-14	Polo Grounds
12-17-50	Conf. Championship	LA Rams	BEARS	14-24	LA Coliseum
12-30-56	NFL Championship	NY Giants	BEARS	7-47	Yankee Stadium
12-29-63	NFL Championship	BEARS	NY Giants	14-10	Wrigley Field
12-26-77	NFC Divisional	Dallas	BEARS	7-37	Texas Stadium
12-23-79	NFC Wild Card	Philadelphia	BEARS	17-27	Veterans Stadium
12-30-84	NFC Divisional	BEARS	Washington	23-19	RFK Memorial
1-6-85	Conf. Championship	San Francisco	BEARS	0-23	Candlestick Park
1-5-86	NFC Divisional	BEARS	NY Giants	21- 0	Soldier Field
1-12-86	Conf. Championship	BEARS	LA Rams	24- 0	Soldier Field
1-26-86	Super Bowl XX	BEARS	New England	46-10	Louisiana Superdome
1-3-87	NFC Divisional	Washington	BEARS	13-27	Soldier Field
1-10-88	NFC Divisional	Washington	BEARS	17-21	Soldier Field
12-31-88	NFC Divisional	BEARS	Philadelphia	20-12	Soldier Field
1-8-89	Conf. Championship	San Francisco	BEARS	3-28	Soldier Field
1-6-91	First Round	BEARS	New Orleans	16- 6	Soldier Field
1-13-91	NFC Divisional	NY Giants	BEARS	3-31	Giants Stadium
12-29-91	First Round	Dallas	BEARS	13-17	Soldier Field
1-1-95	First Round	BEARS	Minnesota	35-18	HHH Metrodome
1-7-95	NFC Divisional	San Francisco	BEARS	15-44	Candlestick Park
1-19-02	NFC Divisional	Philadelphia	BEARS	19-33	Soldier Field
1-15-06	NFC Divisional	Carolina	BEARS	21-29	Soldier Field

Bears vs.:	Green Bay	1-0 (1.000)
	Minnesota	1-0 (1.000)
	New England	1-0 (1.000)
	New Orleans	1-0 (1.000)
	NY Giants	5-3 (.625)
	LA Rams	1-1 (.500)
	Philadelphia	1-2 (.333)
	Washington	3-4 (.429)
	Dallas	0-2 (.000)
	San Francisco	0-3 (.000)
	Carolina	0-1 (.000)

**Playoff record:** 14-16 (.467)

**Record at home:** 10-7 (.625)

**NFL Championship game record:** 7-4 (.636)

**NFC Central Division Championships:**  
1977\*, 79\*, 84, 85, 86, 87, 88, 90, 2001

**NFC North Division Championships:**  
2003, 05

(\* tied for division title and lost tiebreaker)

## INTERNATIONAL GAMES

The Bears were participants in the NFL's first overseas game when they met the Cowboys in London in 1986. Since that contest, the American Bowl has expanded to many international sites including Tokyo, Barcelona, Montreal, Sydney and Mexico City. Nine summers ago, the Bears' fourth trip abroad took them to Dublin, Ireland's Croke Park on July 27, 1997, to face the Pittsburgh Steelers.

Aug. 3, 1986	Bears 17	Cowboys 3	Wembley Stadium	London, ENGLAND
Aug. 14, 1988	Bears 21	Vikings 28	Ullevi Stadium	Gothenburg, SWEDEN
Aug. 3, 1991	Bears 7	49ers 21	Olympic Stadium	Berlin, GERMANY
July 27, 1997	Bears 17	Steelers 30	Croke Park	Dublin, IRELAND

# History

## Bears Playoff Game Summaries

Wrigley Field

December 29, 1963

### 1963 NFL Championship Chicago Bears 14, New York Giants 10

Weather: 11 degrees; wind W 11 mph

Attendance: 45,801

	1	2	3	4	Final
Chicago Bears	7	0	7	0	14
N.Y. Giants	7	3	0	0	10

Team	Q	Play	NYG	CHI
NYG	1	Gifford 14-yard pass from Tittle (Chandler kick)	7	0
CHI	1	Wade 2-yard run (Jencks kick)	7	7
NYG	2	Chandler 13-yard field goal	10	7
CHI	3	Wade 1-yard run (Jencks kick)	10	14

#### FINAL INDIVIDUAL STATISTICS

##### Chicago Bears

RUSHING	NO	YDS	AVG	LG	TD
Bull	13	42	3.2	12	0
Wade	8	34	4.3	12	2
Galimore	7	12	1.7	7	0
Marconi	3	5	1.7	3	0

RECEIVING	NO	YDS	AVG	LG	TD
Marconi	3	64	21.3	34	0
Ditka	3	38	12.7	15	0
Morris	2	19	9.5	11	0
Coia	1	22	22.0	22	0
Bull	1	-5	-5.0	-5	0

INTERCEPTIONS	NO	YDS	AVG	LG	TD
L. Morris	1	61	61.0	61	0
O'Bradovich	1	10	10.0	10	0
McRae	1	0	0.0	0	0
Pettibon	1	0	0.0	0	0
Whitsell	1	0	0.0	0	0

PUNTING	NO	YDS	AVG	LG	IN20	TB
Green	7	286	40.9	48	3	0

PUNT RETURNS	NO	YDS	AVG	LG	TD
J. Morris	2	5	2.5	3	0
Taylor	1	0	0.0	0	0

KICKOFF RET.	NO	YDS	AVG	LG	TD
Martin	1	11	11.0	11	0
Bull	2	24	12.0	14	0

PASSING (CHI)	ATT	COMP	YDS	PCT	TD	INT	LG	SK/YDS
Wade	28	10	138	35.7	0	0	34	1/9

PASSING (NYG)	ATT	COMP	YDS	PCT	TD	INT	LG	SK/YDS
Tittle	29	11	147	37.9	1	5	36	1/7
Griffing	1	0	0	0.0	0	0	0	0/0

##### New York Giants

RUSHING	NO	YDS	AVG	LG	TD
Morrison	18	61	3.4	20	0
King	9	39	4.3	10	0
McElhenny	7	19	2.7	8	0
Webster	3	7	2.3	6	0
Tittle	1	2	2.0	2	0

RECEIVING	NO	YDS	AVG	LG	TD
Gifford	3	45	15.0	16	1
Morrison	3	18	6.0	11	0
Thomas	2	46	23.0	36	0
McElhenny	2	20	10.0	12	0
Webster	1	18	18.0	18	0

INTERCEPTIONS	NO	YDS	AVG	LG	TD
None					

PUNTING	NO	YDS	AVG	LG	IN20	TB
Chandler	4	173	43.3	52	2	0

PUNT RETURNS	NO	YDS	AVG	LG	TD
McElhenny	2	19	9.5	10	0
Dove	1	2	2.0	2	0

KICKOFF RET.	NO	YDS	AVG	LG	TD
Dove	2	50	25.0	26	0
McElhenny	1	47	47.0	47	0

TEAM STATISTICS	CHI	NYG
Total First Downs	14	17
By Rushing	6	7
By Passing	7	9
By Penalty	1	0
Third Down: Mdl/Att.	5/15	7/14
Third Down: Eff.	33%	50%
Total Net Yards	222	268
Total Offensive Plays	60	69
Average Per Play	3.7	3.9
Net Yards Rushing	93	128
Total Rushing Plays	31	38
Avg. Per Rush	3.0	3.4
Net Yards Passing	129	140
Sacked/Yards Lost	1/9	1/7
Gross Yards Passing	138	147
Att.-Comp.-Int.	28-10-0	30-11-5
Completion Pct.	35.7	36.7
Punts/Average	7/40.9	4/43.3
Penalties/Yards	4/30	4/30
Fumbles/Lost	2/2	2/1
Field Goals	28, 34	13, 37

Denotes Converted Field Goal

##### Chicago Bears Starting Lineups

LE	J. Farrington	LE	E. O'Bradovich
LT	H. Lee	LT	S. Jones
LG	T. Karras	RT	F. Williams
C	M. Pyle	RE	D. Atkins
RG	R. Davis	LLB	J. Fortunato
RT	B. Wetoska	MLB	B. George
RE	M. Ditka	RLB	L. Morris
QB	B. Wade	LHB	B. McRae
FL	J. Morris	RHB	D. Whitsell
HB	W. Galimore	LS	R. Pettibon
FB	J. Marconi	RS	R. Taylor

##### New York Giants Starting Lineups

LE	D. Shofner	LE	J. Katcavage
LT	R. Brown	LT	D. Modzelewski
LG	D. Dess	RT	J. LoVetere
C	G. Larson	RE	A. Robustelli
RG	B. Bolin	LLB	J. Hillebrand
RT	J. Stroud	MLB	S. Huff
RE	J. Walton	RLB	T. Scott
QB	Y.A. Tittle	LHB	E. Barnes
FL	F. Gifford	RHB	D. Lynch
HB	P. King	LS	D. Pesonen
FB	J. Morrison	RS	J. Patton



# History

## Bears Playoff Game Summaries

Texas Stadium

December 26, 1977

### 1977 NFC Divisional

### Dallas Cowboys 37, Chicago Bears 7

Weather: 46 degrees; wind S 12 mph

Attendance: 64,758

	1	2	3	4	Final
Chicago Bears	0	0	0	7	7
Dallas Cowboys	7	10	17	3	37

Team	Q	Play	DAL	CHI
DAL	1	Dennison 2-yard run (Herrera kick)	0	7
DAL	2	DuPree 28-yard pass from Staubach (Herrera kick)	0	14
DAL	2	Herrera 21-yard field goal	0	17
DAL	3	Dorsett 23-yard run (Herrera kick)	0	24
DAL	3	Herrera 31-yard field goal	0	27
DAL	3	Dorsett 7-yard run (Herrera kick)	0	34
DAL	4	Herrera 27-yard field goal (Herrera kick)	0	37
CHI	4	Schubert 34-yard pass from Avellini (Thomas kick)	7	37

#### FINAL INDIVIDUAL STATISTICS

##### Chicago Bears

RUSHING	NO	YDS	AVG	LG	TD
Payton	19	60	3.1	11	0
Harper	5	11	2.2	6	0
Earl	2	6	3.0	3	0
Avellini	1	4	4.0	4	0

RECEIVING	NO	YDS	AVG	LG	TD
Schubert	5	69	13.8	34t	1
Payton	3	33	11.0	20	0
Scott	3	29	9.7	15	0
Latta	2	25	12.5	16	0
Earl	1	15	15.0	15	0
Harper	1	6	6.0	6	0

INTERCEPTIONS	NO	YDS	AVG	LG	TD
Livers	1	8	8.0	8	0

PUNTING	NO	YDS	AVG	LG	IN20	TB
Parsons	6	255	43.4	52	0	1

PUNT RETURNS	NO	YDS	AVG	LG	TD
Schubert	1	7	7.0	7	0

KICKOFF RET.	NO	YDS	AVG	LG	TD
Walterscheid	4	98	24.5	40	0
Payton	3	57	19.0	27	0
Musso	1	7	7.0	7	0

PASSING (CHI)	ATT	COMP	YDS	PCT	TD	INT	LG	SK/YDS
Avellini	25	15	177	60.0	1	4	34t	3/34

PASSING (DAL)	ATT	COMP	YDS	PCT	TD	INT	LG	SK/YDS
Staubach	13	8	134	61.5	1	1	32	2/2
D. White	1	0	0	0.0	0	0	0	0/0

##### Dallas Cowboys

RUSHING	NO	YDS	AVG	LG	TD
Dorsett	17	85	5.0	23t	2
Newhouse	16	80	5.0	19	0
Dennison	8	40	5.0	11	1
Staubach	4	25	6.2	11	0
Brinson	3	3	1.0	3	0

RECEIVING	NO	YDS	AVG	LG	TD
D. Pearson	2	38	19.0	31	0
Dorsett	2	37	18.5	32	0
Dupree	1	28	28.0	28t	1
Newhouse	1	13	13.0	13	0
Richards	1	12	12.0	12	0
Brinson	1	6	6.0	6	0

INTERCEPTIONS	NO	YDS	AVG	LG	TD
Waters	3	53	17.7	25	0
Lewis	1	23	23.0	23	0

PUNTING	NO	YDS	AVG	LG	IN20	TB
D. White	3	111	37.0	41	1	0

PUNT RETURNS	NO	YDS	AVG	LG	TD
Johnson	3	26	8.7	13	0
Hill	1	12	12.0	12	0

KICKOFF RET.	NO	YDS	AVG	LG	TD
Brinson	1	28	28.0	28	0
Johnson	1	16	16.0	16	0

TEAM STATISTICS	CHI	DAL
Total First Downs	15	20
By Rushing	4	13
By Passing	9	7
By Penalty	2	0
Third Down: Md/Att.	2/10	3/9
Third Down: Eff.	20%	33%
Total Net Yards	224	365
Total Offensive Plays	55	64
Average Per Play	4.0	5.7
Net Yards Rushing	81	233
Total Rushing Plays	27	48
Avg. Per Rush	3.0	4.8
Net Yards Passing	143	132
Sacked/Yards Lost	3/34	2/2
Gross Yards Passing	177	134
Att.-Comp.-Int.	25-15-4	14-8-1
Completion Pct.	60.0	57.1
Punts/Average	6/43.4	3/37.0
Penalties/Yards	4/43	3/35
Fumbles/Lost	3/3	2/2
Field Goals	21	31, 27

— Denotes Converted Field Goal

##### Chicago Bears Starting Lineups

WR	B. Rather	LE	M. Hartenstine
LT	T. Albrecht	LT	J. Osborne
LG	N. Jackson	RT	R. Rydchal
C	D. Peiffer	RE	B. Newsome
RG	R. Sorey	LLB	D. Buffone
RT	D. Lick	MLB	T. Hicks
TE	G. Latta	RLB	W. Bryant
WR	J. Scott	LCB	A. Ellis
QB	B. Avellini	RCB	V. Livers
RB	R. Harper	SS	G. Fencik
RB	W. Payton	FS	D. Plank

##### Dallas Cowboys Starting Lineups

WR	G. Richards	LE	E. Jones
LT	R. Neely	LT	J. Pugh
LG	H. Scott	RT	R. White
C	J. Fitzgerald	RE	H. Martin
RG	T. Rafferty	LLB	T. Henderson
RT	P. Donovan	MLB	B. Breunig
TE	B. DuPree	RLB	D.D. Lewis
WR	D. Pearson	LCB	B. Baines
QB	R. Staubach	RCB	A. Kyle
RB	T. Dorsett	SS	C. Waters
RB	R. Newhouse	FS	C. Harris

# History

## Bears Playoff Game Summaries

Veterans Stadium

December 23, 1979

### 1979 NFC Wildcard

### Philadelphia Eagles 27, Chicago Bears 17

Weather: 45 degrees; wind W 7 mph

Attendance: 70,756

	1	2	3	4	Final
Chicago Bears	7	10	0	0	17
Philadelphia Eagles	7	3	7	10	27

Team	Q	Play	CHI	PHI
PHI	1	Carmichael 17-yard pass from Jaworski (Franklin kick)	0	7
CHI	1	Payton 2-yard run (Thomas kick)	7	7
PHI	2	Franklin 29-yard field goal	7	10
CHI	2	Payton 1-yard run (Thomas kick)	14	10
CHI	2	Thomas 30-yard field goal	17	10
PHI	3	Carmichael 29-yard pass from Jaworski (Franklin kick)	17	17
PHI	4	Campfield 63-yard pass from Jaworski (Franklin kick)	17	24
PHI	4	Franklin 34-yard field goal	17	27

#### FINAL INDIVIDUAL STATISTICS

Chicago Bears						Philadelphia Eagles							
RUSHING	NO	YDS	AVG	LG	TD	RUSHING	NO	YDS	AVG	LG	TD		
Payton	16	67	4.2	12	2	Montgomery	26	87	3.4	12	0		
Williams	10	23	2.3	12	0	Harris	8	33	4.1	16	0		
McClendon	2	6	3.0	3	0	Jaworski	3	19	6.3	20	0		
Phipps	1	3	3.0	3	0								
RECEIVING	NO	YDS	AVG	LG	TD	RECEIVING	NO	YDS	AVG	LG	TD		
Payton	3	52	17.3	31	0	Carmichael	6	111	18.5	29t	2		
Watts	3	42	14.0	19	0	Campfield	2	70	35	63t	1		
Baschnagel	3	38	12.7	15	0	Montgomery	2	0	0.0	8	0		
Latta	2	6	3.0	4	0	Harris	1	15	15.0	15	0		
Williams	2	4	2.0	4	0	Smith	1	8	8.0	8	0		
INTERCEPTIONS	NO	YDS	AVG	LG	TD	INTERCEPTIONS	NO	YDS	AVG	LG	TD		
Ellis	1	25	25.0	25	0	Howard	1	0	0.0	0	0		
						Edwards	1	5	5.0	5	0		
PUNTING	NO	YDS	AVG	LG	IN20	TD	PUNTING	NO	YDS	AVG	LG	IN20	TD
Parsons	6	234	39.0	47	1	0	Runager	4	162	40.5	50	2	0
PUNT RETURNS	NO	YDS	AVG	LG	TD	PUNT RETURNS	NO	YDS	AVG	LG	TD		
Walterscheid	0	0	0.0	0	0	Henry	4	51	12.8	34	0		
KICKOFF RET.	NO	YDS	AVG	LG	TD	KICKOFF RET.	NO	YDS	AVG	LG	TD		
Walterschied	3	66	22.0	24	0	Henry	3	76	25.3	29	0		
Watts	2	31	15.5	22	0								
Baschnagel	1	27	27.0	27	0								

PASSING (CHI)	ATT	COMP	YDS	PCT	TD	INT	LG	SK/YDS
Phipps	30	13	142	43.3	0	2	31	1/0

PASSING (PHI)	ATT	COMP	YDS	PCT	TD	INT	LG	SK/YDS
Jaworski	23	12	204	52.2	3	1	63t	3/28

TEAM STATISTICS	CHI	PHI
Total First Downs	15	18
By Rushing	7	8
By Passing	7	8
By Penalty	1	2
Third Down: Mdl/Att.	4/14	5/13
Third Down: Eff.	29%	38%
Total Net Yards	241	315
Total Offensive Plays	60	63
Average Per Play	4.0	5.0
Net Yards Rushing	99	139
Total Rushing Plays	29	37
Avg. Per Rush	3.4	3.8
Net Yards Passing	142	176
Sacked/Yards Lost	1/0	3/28
Gross Yards Passing	142	204
Att.-Comp.-Int.	30-13-2	23-12-1
Completion Pct.	43.3	52.2
Punts/Average	6/39.0	4/40.5
Penalties/Yards	4/35	4/46
Fumbles/Lost	1/1	4/2
Field Goals	30, 50	29, 34

— Denotes Converted Field Goal

#### Chicago Bears Starting Lineups

WR	R. Watts	LE	D. Hampton
LT	T. Albrecht	LT	J. Osborne
LG	N. Jackson	RT	A. Page
C	D. Neal	RE	M. Hartenstine
RG	R. Sorey	LLB	J. Muckensturm
RT	D. Lick	MLB	T. Hicks
TE	M. Cobb	RLB	G. Campbell
WR	B. Baschnagel	LCB	T. Schmidt
QB	M. Phipps	RCB	A. Ellis
HB	W. Payton	SS	G. Fencik
FB	D. Williams	FS	D. Plank

#### Philadelphia Eagles Starting Lineups

WR	H. Carmichael	LE	C. Humphrey
LT	S. Walters	MG	C. Johnson
LG	W. Key	RE	C. Hairston
C	G. Morriss	OLB	J. Bunting
RG	W. Peoples	LILB	J. Robinson
RT	J. Sisemore	RILB	F. LeMaster
TE	K. Krepffe	OLB	R. Wilkes
WR	C. Smith	LCB	B. Howard
QB	R. Jaworski	RCB	H. Edwards
HB	W. Montgomery	SS	R. Logan
FB	L. Harris	FS	J. Sciarra



# History

## Bears Playoff Game Summaries

RFK Memorial

December 30, 1984

### 1984 NFC Divisional Chicago Bears 23, Washington Redskins 19

Weather: 57 degrees; wind N 12 mph

Attendance: 55,431

	1	2	3	4	Final
Chicago Bears	0	10	13	0	23
Washington Redskins	3	0	14	2	19

Team	Q	Play	CHI	WAS
WAS	1	Moseley 25-yard field goal	0	3
CHI	2	Thomas 34-yard field goal	3	3
CHI	2	Dunsmore 19-yard pass from Payton (Thomas kick)	10	3
CHI	3	Gault 75-yard pass from Fuller (kick failed)	16	3
WAS	3	Riggins 1-yard run (Moseley kick)	16	10
CHI	3	McKinnon 16-yard pass from Fuller (Thomas kick)	23	10
WAS	3	Riggins 1-yard run (Moseley kick)	23	17
WAS	4	Finzer takes safety	23	19

#### FINAL INDIVIDUAL STATISTICS

##### Chicago Bears

RUSHING	NO	YDS	AVG	LG	TD
Payton	24	104	4.3	12	0
Suhey	7	7	1.0	6	0
Fuller	2	5	2.5	5	0
C. Thomas	1	5	5.0	5	0
Finzer	1	-7	-7.0	-7	0

RECEIVING	NO	YDS	AVG	LG	TD
McKinnon	4	72	18.0	36	1
Gault	1	75	75.0	75	1
Suhey	1	33	33.0	33	0
Dunsmore	1	19	19.0	19	0
C. Thomas	1	13	13.0	13	0
Payton	1	12	12.0	12	0
Moorehead	1	6	6.0	6	0

INTERCEPTIONS	NO	YDS	AVG	LG	TD
Richardson	1	0	0.0	0	0

PUNTING	NO	YDS	AVG	LG	IN20	TB
Finzer	5	197	39.4	45	3	0

PUNT RETURNS	NO	YDS	AVG	LG	TD
Fisher	2	17	8.5	11	0

KICKOFF RET.	NO	YDS	AVG	LG	TD
Gault	3	74	24.6	29	0

##### Washington Redskins

RUSHING	NO	YDS	AVG	LG	TD
Riggins	21	50	2.4	8	2
Theismann	5	38	7.6	13	0
Washington	1	5	5.0	5	0

RECEIVING	NO	YDS	AVG	LG	TD
Monk	10	122	12.2	35	0
Muhammad	5	62	12.4	23	0
Didler	4	85	21.3	29	0
Washington	2	12	6.0	8	0
Warren	1	11	11.0	11	0

INTERCEPTIONS	NO	YDS	AVG	LG	TD
None					

PUNTING	NO	YDS	AVG	LG	IN20	TB
Hayes	5	184	36.8	45	3	0

PUNT RETURNS	NO	YDS	AVG	LG	TD
Nelms	3	29	9.7	20	0

KICKOFF RET.	NO	YDS	AVG	LG	TD
Nelms	4	77	19.3	27	0
Kane	1	10	10.0	10	0
Griffin	1	0	0.0	0	0
Coleman	0	25	25.0	25	0

PASSING (CHI)	ATT	COMP	YDS	PCT	TD	INT	LG	SK/YDS
Fuller	15	9	211	60.0	2	0	75	5/34
Payton	2	1	19	50.0	1	0	19	0/0

PASSING (WAS)	ATT	COMP	YDS	PCT	TD	INT	LG	SK/YDS
Theismann	42	22	292	52.4	0	1	35	7/49

TEAM STATISTICS	CHI	WAS
Total First Downs	13	22
By Rushing	5	6
By Passing	7	14
By Penalty	1	2
Third Down: Md/Att.	3/13	6/16
Third Down: Eff.	23%	38%
Total Net Yards	310	336
Total Offensive Plays	57	76
Average Per Play	5.4	4.4
Net Yards Rushing	114	93
Total Rushing Plays	35	27
Avg. Per Rush	3.3	3.4
Net Yards Passing	196	243
Sacked/Yards Lost	5/34	7/49
Gross Yards Passing	230	292
Att.-Comp.-Int.	17-10-0	42-22-1
Completion Pct.	58.8	52.4
Punts/Average	5/39.4	5/36.8
Penalties/Yards	6/34	7/55
Fumbles/Lost	2/1	3/2
Field Goals	34	25.41

— Denotes Converted Field Goal

##### Chicago Bears Starting Lineups

WR W. Gault	LE M. Hartenstine
LT J. Covert	LT S. McMichael
LG M. Bortz	RT D. Hampton
C J. Hilgenberg	RE R. Dent
RG K. Becker	LLB O. Wilson
RT K. Van Horne	MLB M. Singletary
TE E. Moorehead	RLB A. Harris
WR D. McKinnon	LCB M. Richardson
QB S. Fuller	RCB T. Schmidt
FB M. Suhey	SS T. Bell
RB W. Payton	FS G. Fencik

##### Washington Redskins Starting Lineups

WR C. Muhammad	LE C. Mann
TE C. Didler	LT D. Butz
LT J. Jacoby	RT D. Grant
LG R. Grimm	RE D. Manley
C R. Donnalley	LLB M. Kaufman
RG K. Huff	MLB N. Olkewicz
RT M. May	RLB R. Mlot
TE D. Warren	LCB D. Green
WR A. Monk	RCB V. Dean
QB J. Theismann	SS K. Coffey
RB J. Riggins	FS C. Jordan

# History

## Bears Playoff Game Summaries

Candlestick Park

January 6, 1985

### 1984 NFC Championship San Francisco 49ers 23, Chicago Bears 0

Weather: 52 degrees; wind light

Attendance: 61,040

	1	2	3	4	Final
Chicago Bears	0	0	0	0	0
San Francisco 49ers	3	3	7	10	23

Team	Q	Play	CHI	SF
SF	1	Wersching 21-yard field goal	0	3
SF	2	Wersching 22-yard field goal	0	6
SF	3	Tyler 10-yard run (Wersching kick)	0	13
SF	4	Solomon 10-yard pass from Montana (Wersching kick)	0	20
SF	4	Wersching 34-yard field goal	0	23

#### FINAL INDIVIDUAL STATISTICS

Chicago Bears						San Francisco 49ers							
RUSHING	NO	YDS	AVG	LG	TD	RUSHING	NO	YDS	AVG	LG	TD		
Payton	22	92	4.2	20	0	Tyler	10	68	6.8	25	1		
Fuller	6	39	6.5	23	0	Craig	8	44	5.5	39	0		
Suhey	3	16	5.3	15	0	Montana	5	22	4.4	9	0		
C. Thomas	1	2	2.0	2	0	Harmon	3	18	6.0	14	0		
						Ring	2	5	2.5	3			
						Cavanaugh	1	2	2.0	2	0		
RECEIVING	NO	YDS	AVG	LG	TD	RECEIVING	NO	YDS	AVG	LG	TD		
Suhey	4	11	2.8	7	0	Solomon	7	73	10.4	15	1		
McKinnon	3	48	16.0	21	0	D. Clark	4	83	20.8	38	0		
Payton	3	11	3.7	5	0	Wilson	2	25	12.5	14	0		
Moorehead	2	14	7.0	8	0	Tyler	2	22	11.0	16	0		
Dunsmore	1	3	3.0	3	0	Francis	2	20	10.0	12	0		
						Nehemiah	1	10	10.0	10	0		
						Harmon	1	3	3.0	3	0		
INTERCEPTIONS	NO	YDS	AVG	LG	TD	INTERCEPTIONS	NO	YDS	AVG	LG	TD		
Fencik	2	5	2.5	5	0	Hicks	1	0	0.0	0	0		
PUNTING	NO	YDS	AVG	LG	IN20	TD	PUNTING	NO	YDS	AVG	LG	IN20	TD
Finzer	7	302	43.1	55	1	0	Runager	3	117	39.0	41	1	0
PUNT RETURNS	NO	YDS	AVG	LG	TD	PUNT RETURNS	NO	YDS	AVG	LG	TD		
Fisher	2	12	6.0	9	0	McLemore	4	69	17.3	25	0		
KICKOFF RET.	NO	YDS	AVG	LG	TD	KICKOFF RET.	NO	YDS	AVG	LG	TD		
Gentry	3	49	16.3	18	0	Harmon	1	15	15.0	15	0		
Gault	1	18	18.0	18	0								
PASSING (CHI)	ATT	COMP	YDS	PCT	TD	INT	LG	SK/YDS					
Fuller	22	13	87	59.1	0	1	21	8/50					
Payton	0	0	0	00.0	0	0	0	1/0					
PASSING (SF)	ATT	COMP	YDS	PCT	TD	INT	LG	SK/YDS					
Montana	34	18	233	52.9	1	2	38	3/8					
Cavanaugh	1	1	3	100.0	0	0	3	0/0					

TEAM STATISTICS	CHI	SF
Total First Downs	13	25
By Rushing	9	9
By Passing	3	14
By Penalty	1	2
Third Down: Md/Alt.	5/16	4/11
Third Down: Eff.	31%	36%
Total Net Yards	186	387
Total Offensive Plays	63	67
Average Per Play	3.0	5.8
Net Yards Rushing	149	159
Total Rushing Plays	32	29
Avg. Per Rush	4.7	5.5
Net Yards Passing	37	228
Sacked/Yards Lost	9/50	3/8
Gross Yards Passing	87	236
Att.-Comp.-Int.	22-13-1	35-19-2
Completion Pct.	59.1	54.3
Punts/Average	7/43.1	3/39.0
Penalties/Yards	7/50	3/20
Fumbles/Lost	1/0	1/0
Field Goals	41	21, 22
— Denotes Converted Field Goal		

#### Chicago Bears Starting Lineups

WR	W. Gault	LE	M. Hartenstine
LT	J. Covert	LT	S. McMichael
LG	M. Bortz	RT	D. Hampton
C	J. Hilgenberg	RE	R. Dent
RG	K. Becker	LLB	O. Wilson
RT	K. Van Horne	MLB	M. Singletary
TE	E. Moorehead	RLB	A. Harris
WR	D. McKinnon	LCB	M. Richardson
QB	S. Fuller	RCB	L. Frazier
FB	M. Suhey	SS	T. Bell
TB	W. Payton	FS	G. Fencik

#### San Francisco 49ers Starting Lineups

WR	D. Clark	LE	L. Pillers
LT	B. Paris	NT	M. Tulasosopo
LG	J. Ayers	RE	D. Board
C	F. Quillian	OLB	D. Bunz
RG	R. Cross	LILB	R. Ellison
RT	K. Fahnhorst	RILB	J. Reynolds
TE	R. Francis	OLB	K. Turner
WR	F. Solomon	LCB	R. Lott
QB	J. Montana	RCB	E. Wright
RB	W. Tyler	SS	C. Williamson
FB	R. Craig	FS	D. Hicks



# History

## Bears Playoff Game Summaries

Soldier Field

January 5, 1986

1985 NFC Divisional

Chicago Bears 21, New York Giants 0

Weather: 14 degrees; wind W 13 mph

Attendance: 62,076

	1	2	3	4	Final
New York Giants	0	0	0	0	0
Chicago Bears	7	0	14	0	21

Team	Q	Play	NYG	CHI
CHI	1	Gayle 5-yard punt return (Butler kick)	0	7
CHI	3	McKinnon 23-yard pass from McMahon (Butler kick)	0	14
CHI	3	McKinnon 20-yard pass from McMahon (Butler kick)	0	21

### FINAL INDIVIDUAL STATISTICS

#### Chicago Bears

RUSHING	NO	YDS	AVG	LG	TD
Payton	27	93	3.4	12	0
Suhey	6	33	5.5	9	0
McMahon	5	18	3.6	10	0
Thomas	4	11	2.8	5	0
McKinnon	1	-7	-7.0	-7	0
Gentry	1	-1	-1.0	-1	0

RECEIVING	NO	YDS	AVG	LG	TD
Gault	3	68	22.7	28	0
McKinnon	3	52	17.3	23	2
Suhey	2	5	2.5	3	0
Wrightman	1	46	46.0	46	0
Gentry	1	41	41.0	41	0
Payton	1	4	4.0	4	0

INTERCEPTIONS	NO	YDS	AVG	LG	TD
None					

PUNTING	NO	YDS	AVG	LG	IN20	TB
Buford	6	224	37.3	51	1	1

PUNT RETURNS	NO	YDS	AVG	LG	TD
Ortego	5	22	4.4	9	0
Gayle	1	5	5.0	5	0

KICKOFF RET.	NO	YDS	AVG	LG	TD
Gault	1	21	21.0	21	0

PASSING (CHI)	ATT	COMP	YDS	PCT	TD	INT	LG	SK/YDS
McMahon	21	11	216	52.4	2	0	46	0/0

PASSING (NYG)	ATT	COMP	YDS	PCT	TD	INT	LG	SK/YDS
Simms	35	14	209	40.0	0	0	33	6/60

#### New York Giants

RUSHING	NO	YDS	AVG	LG	TD
Morris	12	32	2.7	14	0
Galbreath	1	9	9.0	9	0
Williams	1	-9	-9.0	-9	0

RECEIVING	NO	YDS	AVG	LG	TD
Bavaro	4	36	9.0	11	0
Adams	3	65	21.7	31	0
Carpenter	3	24	8.0	16	0
B. Williams	1	33	33.0	33	0
McConkey	1	23	23.0	23	0
Johnson	1	17	17.0	17	0
Galbreath	1	11	11.0	11	0

INTERCEPTIONS	NO	YDS	AVG	LG	TD
None					

PUNTING	NO	YDS	AVG	LG	IN20	TB
Landeta	9	343	38.1	63	3	0

PUNT RETURNS	NO	YDS	AVG	LG	TD
McConkey	2	9	4.5	5	0

KICKOFF RET.	NO	YDS	AVG	LG	TD
Rouson	2	58	29.0	42	0
Hasselbeck	1	20	20.0	20	0
Galbreath	1	17	17.0	17	0

TEAM STATISTICS	CHI	NYG
Total First Downs	17	10
By Rushing	9	1
By Passing	8	8
By Penalty	0	1
Third Down: Md/Att.	7/16	0/12
Third Down: Eff.	44%	0%
Total Net Yards	363	181
Total Offensive Plays	66	55
Average Per Play	5.6	3.3
Net Yards Rushing	147	32
Total Rushing Plays	44	14
Avg. Per Rush	3.3	2.3
Net Yards Passing	216	149
Sacked/Yards Lost	0/0	6/60
Gross Yards Passing	216	209
Att.-Comp.-Int.	21-11-0	35-14-0
Completion Pct.	52.4	40.0
Punts/Average	6/37.3	9/38.1
Penalties/Yards	2/20	4/25
Fumbles/Lost	0/0	3/1
Field Goals	26, 49, 38	19

— Denotes Converted Field Goal

#### Chicago Bears Starting Lineups

WR	W. Gault	LE	D. Hampton
LT	J. Covert	LT	S. McMichael
LG	M. Bortz	RT	W. Perry
C	J. Hilgenberg	RE	R. Dent
RG	T. Thayer	LLB	O. Wilson
RT	K. Van Horne	MLB	M. Singletary
TE	E. Moorehead	RLB	W. Marshall
WR	D. McKinnon	LCB	M. Richardson
QB	J. McMahon	RCB	L. Frazier
FB	M. Suhey	SS	D. Duerson
RB	W. Payton	FS	G. Fencik

#### New York Giants Starting Lineups

WR	B. Johnson	LE	C. McGriff
LT	B. Benson	NT	J. Burt
LG	B. Ard	RE	L. Marshall
C	B. Oates	OLB	B. Hunt
RG	C. Godfrey	LILB	G. Reasons
RT	K. Nelson	RILB	H. Carson
TE	M. Bavaro	OLB	L. Taylor
WR	L. Manuel	LCB	E. Patterson
QB	P. Simms	RCB	P. Williams
RB	J. Morris	SS	K. Hill
RB	R. Carpenter	FS	T. Kinard

# History

## Bears Playoff Game Summaries

Soldier Field

January 12, 1986

### 1985 NFC Championship Chicago Bears 24, Los Angeles Rams 0

Weather: 39 degrees; wind W 23 mph

Attendance: 63,522

	1	2	3	4	Final
L.A. Rams	0	0	0	0	0
Chicago Bears	10	0	7	7	24

Team	Q	Play	LA	CHI
CHI	1	McMahon 16-yard run (Butler kick)	0	7
CHI	1	Butler 34-yard field goal	0	10
CHI	3	Gault 22-yard pass from McMahon (Butler kick)	0	17
CHI	4	Marshall 52-yard fumble return (Butler kick)	0	24

#### FINAL INDIVIDUAL STATISTICS

##### Chicago Bears

RUSHING	NO	YDS	AVG	LG	TD
Payton	18	32	1.8	8	0
Suhey	6	23	3.8	9	0
McMahon	4	28	7.0	16t	1
Thomas	3	-1	-0.3	1	0
Gentry	2	9	4.5	7	0

RECEIVING	NO	YDS	AVG	LG	TD
Payton	7	48	6.9	19	0
Gault	4	56	14.0	22t	1
Moorehead	2	28	14.0	20	0
McKinnon	1	11	17.0	17	0
Wrightman	1	8	8.0	8	0
Suhey	1	7	7.0	7	0

INTERCEPTIONS	NO	YDS	AVG	LG	TD
Frazier	1	-3	-3.0	-3	0

PUNTING	NO	YDS	AVG	LG	IN20	TB
Buford	10	363	36.3	55	2	0

PUNT RETURNS	NO	YDS	AVG	LG	TD
Ortego	4	21	5.3	8	0
Phillips	1	0	0.0	0	0

KICKOFF RET.	NO	YDS	AVG	LG	TD
Gentry	1	22	22.0	22	0

PASSING (CHI)	ATT	COMP	YDS	PCT	TD	INT	LG	SK/YDS
McMahon	25	16	164	64.0	1	0	22t	3/23

PASSING (LA)	ATT	COMP	YDS	PCT	TD	INT	LG	SK/YDS
Brock	31	10	66	32.3	0	1	15	3/22

##### Los Angeles Rams

RUSHING	NO	YDS	AVG	LG	TD
Dickerson	17	46	2.7	9	0
Redden	9	40	4.4	12	0

RECEIVING	NO	YDS	AVG	LG	TD
Hunter	3	29	9.7	15	0
Dickerson	3	10	3.3	7	0
Brown	2	14	7.0	11	0
Duckworth	1	8	8.0	8	0
Ellard	1	5	5.0	5	0

INTERCEPTIONS	NO	YDS	AVG	LG	TD
None					

PUNTING	NO	YDS	AVG	LG	IN20	TB
Hatcher	11	431	39.2	51	3	0

PUNT RETURNS	NO	YDS	AVG	LG	TD
Johnson	2	6	3.0	3	0
Ellard	1	6	6.0	6	0
Irvin	1	4	4.0	4	0

KICKOFF RET.	NO	YDS	AVG	LG	TD
Brown	3	63	21.0	45	0
Redden	1	13	13.0	13	0

TEAM STATISTICS	CHI	LA
Total First Downs	13	9
By Rushing	5	5
By Passing	8	3
By Penalty	0	1
Third Down: Md/Att.	4/16	2/14
Third Down: Eff.	25%	14%
Total Net Yards	232	130
Total Offensive Plays	61	60
Average Per Play	3.8	2.2
Net Yards Rushing	91	86
Total Rushing Plays	33	26
Avg. Per Rush	2.8	3.3
Net Yards Passing	141	44
Sacked/Yards Lost	3/23	3/22
Gross Yards Passing	164	66
Att.-Comp.-Int.	25-16-0	31-10-1
Completion Pct.	64.0	32.3
Punts/Average	10/36.3	11/39.2
Penalties/Yards	6/48	4/25
Fumbles/Lost	3/1	4/2
Field Goals	34	

#### Denotes Converted Field Goal

##### Chicago Bears Starting Lineups

WR	W. Gault	LE	D. Hampton
LT	J. Covert	LT	S. McMichael
LG	M. Bortz	RT	W. Perry
C	J. Hilgenberg	RE	R. Dent
RG	T. Thayer	LLB	O. Wilson
RT	K. Van Horne	MLB	M. Singletary
TE	E. Moorehead	RLB	W. Marshall
WR	D. McKinnon	LCB	M. Richardson
QB	J. McMahon	RCB	L. Frazier
FB	M. Suhey	SS	D. Duerson
RB	W. Payton	FS	G. Fencik

##### Los Angeles Rams Starting Lineups

WR	H. Ellard	LE	D. Reed
LT	I. Pankey	NT	C. DeJurnett
LG	K. Hill	RE	R. Doss
C	T. Slaton	OLB	M. Owens
RG	D. Harrah	LILB	C. Eckern
RT	J. Slater	RILB	J. Collins
TE	D. Hill	OLB	M. Wilcher
WR	R. Brown	LCB	G. Green
QB	D. Brock	RCB	L. Irvin
RB	B. Redden	SS	N. Cromwell
RB	E. Dickerson	FS	J. Johnson



# History

## Bears Playoff Game Summaries

Louisiana Superdome

January 26, 1986

### 1985 Super Bowl XX Chicago Bears 46, New England Patriots 10

Weather: Indoors

Attendance: 73,818

	1	2	3	4	Final
Chicago Bears	13	10	21	2	46
New England Patriots	3	0	0	7	10

Team	Q	Play	CHI	NE
NE	1	Franklin 36-yard field goal	0	3
CHI	1	Butler 28-yard field goal	3	3
CHI	1	Butler 24-yard field goal	6	3
CHI	1	Suhey 11-yard run (Butler kick)	13	3
CHI	2	McMahon 2-yard run (Butler kick)	20	3
CHI	2	Butler 24-yard field goal	23	3
CHI	3	McMahon 1-yard run (Butler kick)	30	3
CHI	3	Phillips 28-yard interception return (Butler kick)	37	3
CHI	3	Perry 1-yard run (Butler kick)	44	3
NE	4	Fryar 8-yard pass from Grogan (Franklin kick)	44	10
CHI	4	Safety. Grogan tackled by Waechter in end zone	46	10

#### FINAL INDIVIDUAL STATISTICS

##### Chicago Bears

RUSHING	NO	YDS	AVG	LG	TD
Payton	22	61	2.8	7	0
Suhey	11	52	4.7	11t	1
McMahon	5	14	2.8	7	2
Sanders	4	15	3.8	10	0
Gentry	3	15	5.0	8	0
Thomas	2	8	4.0	7	0
Perry	1	1	1.0	1t	1
Fuller	1	1	1.0	1	0

RECEIVING	NO	YDS	AVG	LG	TD
Gault	4	129	32.3	60	0
Gentry	2	41	20.5	27	0
Margerum	2	36	18.0	29	0
Moorehead	2	22	11.0	14	0
Suhey	1	24	24.0	24	0
Thomas	1	4	4.0	4	0

INTERCEPTIONS	NO	YDS	AVG	LG	TD
Morrissey	1	47	47.0	47	0
Phillips	1	28	28.0	28t	1

PUNTING	NO	YDS	AVG	LG	IN20	TB
Buford	4	173	43.3	52	1	1

PUNT RETURNS	NO	YDS	AVG	LG	TD
Ortego	2	20	10.0	12	0

KICKOFF RET.	NO	YDS	AVG	LG	TD
Gault	4	49	12.3	18	0

PASSING (CHI)	ATT	COMP	YDS	PCT	TD	INT	LG	SK/YDS
McMahon	20	12	256	60.0	0	0	60	1/3
Fuller	4	0	0	00.0	0	0	0	1/11
Perry	0	0	0	00.0	0	0	0	1/1

PASSING (NE)	ATT	COMP	YDS	PCT	TD	INT	LG	SK/YDS
Grogan	30	17	177	56.2	1	2	24	4/33
Eason	6	0	0	00.0	0	0	0	3/28

##### New England Patriots

RUSHING	NO	YDS	AVG	LG	TD
C. James	5	1	0.2	3	0
Collins	3	4	1.3	3	0
Grogan	1	3	3.0	3	0
Weathers	1	3	3.0	3	0
Hawthorne	1	-4	-4.0	-4	0

RECEIVING	NO	YDS	AVG	LG	TD
Morgan	7	70	10.0	19	0
Starring	2	39	19.5	24	0
Fryar	2	24	12.0	16	1
Collins	2	19	9.5	11	0
Ramsey	2	16	8.0	11	0
C. James	1	6	6.0	6	0
Weathers	1	3	3.0	3	0

INTERCEPTIONS	NO	YDS	AVG	LG	TD
None					

PUNTING	NO	YDS	AVG	LG	IN20	TB
Camarillo	6	263	43.8	62	1	1

PUNT RETURNS	NO	YDS	AVG	LG	TD
Fryar	2	22	11.0	12	0

KICKOFF RET.	NO	YDS	AVG	LG	TD
Starring	7	153	21.9	36	0

TEAM STATISTICS	CHI	NE
Total First Downs	23	12
By Rushing	13	1
By Passing	9	10
By Penalty	1	1
Third Down: Md/Att.	7/14	1/10
Third Down: Eff.	50%	10%
Total Net Yards	408	123
Total Offensive Plays	76	54
Average Per Play	5.4	2.3
Net Yards Rushing	167	7
Total Rushing Plays	49	11
Avg. Per Rush	3.4	0.6
Net Yards Passing	241	116
Sacked/Yards Lost	3/15	7/61
Gross Yards Passing	256	177
Att.-Comp.-Int.	24-12-0	36-17-2
Completion Pct.	50.0	47.2
Punts/Average	4/43.3	6/43.8
Penalties/Yards	7/40	5/35
Fumbles/Lost	3/2	4/4
Field Goals	28, 24, 24	36

— Denotes Converted Field Goal

##### Chicago Bears Starting Lineups

WR	W. Gault	LE	D. Hampton
LT	J. Covert	LT	S. McMichael
LG	M. Bortz	RT	W. Perry
C	J. Hilgenberg	RE	R. Dent
RG	T. Thayer	LLB	O. Wilson
RT	K. Van Horne	MLB	M. Singletary
TE	E. Moorehead	RLB	W. Marshall
WR	D. McKinnon	LCB	M. Richardson
QB	J. McMahon	RCB	L. Frazier
FB	M. Suhey	SS	D. Duerson
RB	W. Payton	FS	G. Fencik

##### New England Patriots Starting Lineups

WR	S. Morgan	LE	G. Vans
LT	B. Holloway	NT	L. Williams
LG	J. Hannah	RE	J. Adams
C	P. Brock	OLB	A. Tippet
RG	R. Wooten	LILB	S. Nelson
RT	S. Moore	RILB	L. McGrew
TE	L. Dawson	OLB	D. Blackburn
WR	S. Starring	LCB	R. Lippett
QB	T. Eason	RCB	R. Clayborn
RB	T. Collins	SS	R. James
FB	C. James	FS	F. Marion

# History

## Bears Playoff Game Summaries

Soldier Field

January 3, 1987

### 1986 NFC Divisional Washington Redskins 27, Chicago Bears 13

Weather: 35 degrees; wind NW 6 mph

Attendance: 65,141

	1	2	3	4	Final
Washington Redskins	7	0	7	13	27
Chicago Bears	0	13	0	0	13

Team	Q	Play	WAS	CHI
WAS	1	Monk 28-yard pass from Schroeder (Atkinson kick)	7	0
CHI	2	Gault 50-yard pass from Flutie (Butler kick)	7	7
CHI	2	Butler 23-yard field goal	7	10
CHI	3	Butler 41-yard field goal	7	13
WAS	3	Monk 23-yard pass from Schroeder (Atkinson kick)	14	13
WAS	4	Rogers 1-yard run (Atkinson kick)	21	13
WAS	4	Atkinson 35-yard field goal	24	13
WAS	4	Atkinson 25-yard field goal	27	13

#### FINAL INDIVIDUAL STATISTICS

##### Chicago Bears

RUSHING	NO	YDS	AVG	LG	TD
Payton	14	38	2.7	9	0
Suhey	4	14	3.5	5	0
Thomas	3	18	6.0	13	0
Flutie	2	12	6.0	11	0
Anderson	1	11	11.0	11	0

RECEIVING	NO	YDS	AVG	LG	TD
Gault	5	82	16.4	50t	1
Ortego	2	36	18.0	27	0
Wrightman	2	16	8.0	9	0
Suhey	1	2	2.0	2	0
Payton	1	-2	-2.0	-2	0

INTERCEPTIONS	NO	YDS	AVG	LG	TD
Richardson	1	43	43.0	43	0

PUNTING	NO	YDS	AVG	LG	IN20	TB
Buford	5	203	40.6	49	0	0

PUNT RETURNS	NO	YDS	AVG	LG	TD
Barnes	5	27	5.4	23	0

KICKOFF RET.	NO	YDS	AVG	LG	TD
Gentry	3	127	42.3	60	0
Thomas	2	15	7.5	11	0
Anderson	1	17	17.0	17	0

PASSING (CHI)	ATT	COMP	YDS	PCT	TD	INT	LG	SK/YDS
Flutie	31	11	134	35.5	1	2	50t	1/7

PASSING (WAS)	ATT	COMP	YDS	PCT	TD	INT	LG	SK/YDS
Schroeder	32	15	184	46.9	2	1	28t	2/16

##### Washington Redskins

RUSHING	NO	YDS	AVG	LG	TD
Rogers	28	72	2.6	9	1
Bryant	8	46	5.8	12	0
Schroeder	3	16	5.3	11	0

RECEIVING	NO	YDS	AVG	LG	TD
Monk	5	81	16.2	28t	2
Clark	5	37	7.4	13	0
Bryant	4	61	15.3	24	0
Warren	1	5	5.0	5	0

INTERCEPTIONS	NO	YDS	AVG	LG	TD
Green	1	17	17.0	17	0
Dean	1	16	16.0	16	0

PUNTING	NO	YDS	AVG	LG	IN20	TB
Cox	7	275	39.3	54	1	0

PUNT RETURNS	NO	YDS	AVG	LG	TD
Yarber	3	22	7.3	8	0

KICKOFF RET.	NO	YDS	AVG	LG	TD
Garner	3	71	23.7	36	0

TEAM STATISTICS	CHI	WAS
Total First Downs	14	19
By Rushing	8	8
By Passing	5	8
By Penalty	1	3
Third Down: Mdl/Alt.	1/11	6/16
Third Down: Eff.	9%	38%
Total Net Yards	220	302
Total Offensive Plays	56	73
Average Per Play	3.9	4.1
Net Yards Rushing	93	134
Total Rushing Plays	24	39
Avg. Per Rush	3.9	3.4
Net Yards Passing	127	168
Sacked/Yards Lost	1/7	2/16
Gross Yards Passing	134	184
Att.-Comp.-Int.	31-11-2	32-15-1
Completion Pct.	35.5	46.9
Punts/Average	5/40.6	7/39.3
Penalties/Yards	4/42	8/65
Fumbles/Lost	3/2	2/0
Field Goals	23.41	35.25

Denotes Converted Field Goal 50

#### Chicago Bears Starting Lineups

WR	W. Gault	LE	D. Hampton
LT	J. Covert	LT	S. McMichael
LG	M. Bortz	RT	W. Perry
C	J. Hilgenberg	RE	R. Dent
RG	T. Thayer	LLB	O. Wilson
RT	K. Van Horney	MLB	M. Singletary
TE	E. Moorehead	RLB	W. Marshall
WR	K. Ortego	LCB	M. Richardson
QB	D. Flutie	RCB	V. Jackson
FB	M. Suhey	SS	D. Duerson
RB	W. Payton	FS	G. Fencik

#### Washington Redskins Starting Lineups

WR	A. Monk	LE	C. Mann
TE	D. Warren	LT	D. Butz
LT	J. Jacoby	RT	D. Grant
LG	R. Grimm	RE	D. Manley
C	J. Bostic	LLB	C. Daniels
RG	R. Thielemann	MLB	N. Olkewicz
RT	M. May	RLB	R. Milot
TE	C. Didier	LCB	D. Green
WR	G. Clark	RCB	V. Dean
QB	J. Schroeder	SS	A. Walton
RB	G. Rogers	FS	C. Jordan



# History

## Bears Playoff Game Summaries

Soldier Field

January 10, 1988

### 1987 NFC Divisional Washington Redskins 21, Chicago Bears 17

Weather: 4 degrees; wind SW 12 mph

Attendance: 58,153

	1	2	3	4	Final
Washington Redskins	0	14	7	0	21
Chicago Bears	7	7	3	0	17

Team	Q	Play	WAS	CHI
CHI	1	Thomas 2-yard run (Butler kick)	0	7
CHI	2	Morris 14-yard pass from McMahon (Butler kick)	0	14
WAS	2	Rogers 3-yard run (Haji-Shiekh kick)	7	14
WAS	2	Didier 18-yard pass from Williams (Haji-Shiekh kick)	14	14
WAS	3	Green 52-yard punt return (Haji-Shiekh kick)	21	14
CHI	3	Butler 25-yard field goal	21	17

#### FINAL INDIVIDUAL STATISTICS

##### Chicago Bears

RUSHING	NO	YDS	AVG	LG	TD
Payton	18	85	4.7	16	0
Suhey	4	8	2.0	5	0
Gentry	2	5	2.5	3	0
McMahon	2	5	2.5	5	0
Sanders	2	4	2.0	3	0
Thomas	2	3	1.5	2t	1

RECEIVING	NO	YDS	AVG	LG	TD
Gentry	3	43	14.3	24	0
Payton	3	20	6.7	9	0
Boso	3	19	6.3	10	0
Morris	2	47	23.5	33	1
Gault	1	44	44.0	44	0
McKinnon	1	16	16.0	16	0
Suhey	1	6	6.0	6	0
Sanders	1	2	2.0	2	0

INTERCEPTIONS	NO	YDS	AVG	LG	TD
Richardson	1	0	0.0	0	0

PUNTING	NO	YDS	AVG	LG	IN20	TB
Barnhardt	4	145	36.3	44	0	0

PUNT RETURNS	NO	YDS	AVG	LG	TD
McKinnon	2	12	6.0	13	0

KICKOFF RET.	NO	YDS	AVG	LG	TD
Gault	1	29	29.0	29	0

PASSING (CHI)	ATT	COMP	YDS	PCT	TD	INT	LG	SK/YDS
McMahon	29	15	197	51.7	1	3	44	5/27

PASSING (WAS)	ATT	COMP	YDS	PCT	TD	INT	LG	SK/YDS
Williams	29	14	207	48.3	1	1	32	1/7

##### Washington Redskins

RUSHING	NO	YDS	AVG	LG	TD
Smith	16	66	4.1	13	0
Rogers	6	13	2.2	4	1
Bryant	3	8	2.7	6	0
Williams	2	-1	-0.5	-1	0
Clark	1	-6	-6.0	-6	0
Schroeder	1	-8	-8.0	-8	0

RECEIVING	NO	YDS	AVG	LG	TD
Sanders	6	92	15.3	32	0
Clark	4	56	14.0	21	0
Didier	2	32	16.0	18	1
Warren	1	16	16.0	16	0
Rogers	1	11	11.0	11	0

INTERCEPTIONS	NO	YDS	AVG	LG	TD
Davis	1	23	23.0	23	0
Wilburn	1	0	0.0	0	0
Woodbury	1	0	0.0	0	0

PUNTING	NO	YDS	AVG	LG	IN20	TB
Cox	4	169	42.3	46	1	1

PUNT RETURNS	NO	YDS	AVG	LG	TD
Yarber	2	13	6.5	8	0
Green	1	52	52.0	52t	1

KICKOFF RET.	NO	YDS	AVG	LG	TD
Sanders	2	25	12.5	13	0
Smith	1	19	19.0	19	0
Branch	1	12	12.0	12	0

TEAM STATISTICS	CHI	WAS
Total First Downs	15	17
By Rushing	8	4
By Passing	7	11
By Penalty	0	2
Third Down: Md/Att.	4/13	7/14
Third Down: Eff.	31%	50%
Total Net Yards	280	272
Total Offensive Plays	64	59
Average Per Play	4.6	4.6
Net Yards Rushing	110	72
Total Rushing Plays	30	29
Avg. Per Rush	3.7	2.5
Net Yards Passing	170	200
Sacked/Yards Lost	5/27	1/7
Gross Yards Passing	197	207
Att.-Comp.-Int.	29-15-3	29-14-1
Completion Pct.	51.7	48.3
Punts/Average	4/36.3	4/42.3
Penalties/Yards	5/50	3/20
Fumbles/Lost	1/0	1/0
Field Goals	48, 25	

— Denotes Converted Field Goal

##### Chicago Bears Starting Lineups

WR	W. Gault	LE	A. Harris
LT	J. Covert	LT	S. McMichael
LG	M. Bortz	RT	D. Hampton
C	J. Hilgenberg	RE	R. Dent
RG	T. Thayer	LLB	R. Rivera
RT	K. Van Horne	MLB	M. Singletary
TE	E. Moorehead	RLB	W. Marshall
WR	R. Morris	LCB	M. Douglass
QB	J. McMahon	RCB	V. Jackson
FB	M. Suhey	SS	D. Duerson
RB	W. Payton	FS	G. Fencik

##### Washington Redskins Starting Lineups

WR	A. Jones	LE	C. Mann
TE	D. Warren	LT	D. Butz
LT	J. Jacoby	RT	D. Grant
LG	R. McKenzie	RE	D. Manley
C	J. Bostic	LLB	M. Kaufman
RG	R. Thieleman	MLB	N. Olkewicz
RT	M. May	RLB	M. Coleman
TE	C. Didier	LCB	D. Green
WR	G. Clark	RCB	B. Wilburn
QB	D. Williams	SS	A. Walton
RB	G. Rogers	FS	T. Bowles

# History

## Bears Playoff Game Summaries

Soldier Field

December 31, 1988

1988 NFC Divisional

Chicago Bears 20, Philadelphia Eagles 12

Weather: 29 degrees; wind SW 5 mph

Attendance: 65,534

	1	2	3	4	Final
Philadelphia Eagles	3	6	3	0	12
Chicago Bears	7	10	0	3	20

Team	Q	Play	PHI	CHI
CHI	1	McKinnon 64-yard pass from Tomczak (Butler kick)	0	7
PHI	1	Zendejas 42-yard field goal	3	7
PHI	2	Zendejas 29-yard field goal	6	7
CHI	2	Anderson 4-yard run (Butler kick)	6	14
CHI	2	Butler 46-yard field goal	6	17
PHI	2	Zendejas 30-yard field goal	9	17
PHI	3	Zendejas 35-yard field goal	12	17
CHI	4	Butler 27-yard field goal	12	20

### FINAL INDIVIDUAL STATISTICS

Chicago Bears						Philadelphia Eagles							
RUSHING	NO	YDS	AVG	LG	TD	RUSHING	NO	YDS	AVG	LG	TD		
Anderson	14	54	3.9	23	1	Byars	7	34	4.9	13	0		
Sanders	8	94	11.8	58	0	Toney	5	3	0.6	3	0		
Muster	6	12	2.0	6	0	Cunningham	3	12	4.0	11	0		
Gentry	1	6	6.0	6	0	Haddix	1	3	3.0	3	0		
Suhey	1	0	0.0	0	0								
Tomczak	1	0	0.0	0	0								
McMahon	2	-2	-1.0	0	0								
RECEIVING	NO	YDS	AVG	LG	TD	RECEIVING	NO	YDS	AVG	LG	TD		
McKinnon	4	108	27.0	64	1	Byars	9	103	11.4	24	0		
Boso	2	16	8.0	9	0	Jackson	7	142	20.3	65	0		
Gentry	2	9	4.5	7	0	Quick	5	82	16.4	23	0		
Morris	1	27	27.0	27	0	Haddix	2	23	11.5	13	0		
Davis	1	11	11.0	11	0	Toney	2	9	4.5	7	0		
Sanders	1	8	8.0	8	0	Johnson	1	31	31.0	31	0		
Anderson	1	6	6.0	6	0	Carter	1	17	17.0	17	0		
INTERCEPTIONS	NO	YDS	AVG	LG	TD	INTERCEPTIONS	NO	YDS	AVG	LG	TD		
Jackson	1	51	51.0	51	0	Hoage	1	12	12.0	12	0		
Douglass	1	47	47.0	47	0	Joyner	1	8	8.0	8	0		
Pruitt	1	0	0.0	0	0	Bell	1	4	4.0	4	0		
PUNTING	NO	YDS	AVG	LG	IN20	TB	PUNTING	NO	YDS	AVG	LG	IN20	TB
Wagner	2	86	43.0	46	0	0	Teltschik	4	130	32.5	36	3	0
PUNT RETURNS	NO	YDS	AVG	LG	TD	PUNT RETURNS	NO	YDS	AVG	LG	TD		
McKinnon	1	0	0.0	0	0	Garity	1	3	3.0	3	0		
KICKOFF RET.	NO	YDS	AVG	LG	TD	KICKOFF RET.	NO	YDS	AVG	LG	TD		
Gentry	4	63	15.8	23	0	Jenkins	5	101	20.2	25	0		
Kozlowski	1	23	23.0	23	0								
PASSING (CHI)	ATT	COMP	YDS	PCT	TD	INT	LG	SK/YDS					
Tomczak	20	10	172	50.0	1	3	64	0/0					
McMahon	3	2	13	66.7	0	0	7	1/8					
PASSING (PHI)	ATT	COMP	YDS	PCT	TD	INT	LG	SK/YDS					
Cunningham	54	27	407	50.0	0	3	65	4/29					
Carter	1	0	0	0.0	0	0	0	0/0					

TEAM STATISTICS	CHI	PHI
Total First Downs	14	22
By Rushing	8	11
By Passing	6	21
By Penalty	0	0
Third Down: Md/Att	4/13	3/14
Third Down: Eff.	31%	21%
Total Net Yards	341	430
Total Offensive Plays	57	75
Average Per Play	6.0	5.7
Net Yards Rushing	164	52
Total Rushing Plays	33	16
Avg. Per Rush	5.0	3.3
Net Yards Passing	177	378
Sacked/Yards Lost	1/8	4/29
Gross Yards Passing	185	407
Att.-Comp.-Int.	23-12-3	55-27-3
Completion Pct.	52.2	49.1
Punts/Average	2/43.0	4/32.5
Penalties/Yards	1/5	7/60
Fumbles/Lost	1/1	0/0
Field Goals	51, 46, 33, 27	43, 42, 29, 30, 35

Denotes Converted Field Goal

### Chicago Bears Starting Lineups

WR D. Gentry	LE A. Harris
LT J. Covert	LT S. McMichael
LG M. Bortz	RT D. Hampton
C J. Hilgenberg	RE S. Smith
RG T. Thayer	LLB R. Rivera
RT K. Van Horne	MLB M. Singletary
TE J. Thornton	RLB J. Morrissey
WR D. McKinnon	LCB M. Richardson
QB M. Tomczak	RCB V. Jackson
FB M. Suhey	SS D. Duerson
RB N. Anderson	FS M. Douglass

### Philadelphia Eagles Starting Lineups

WR M. Quick	LE R. White
LT M. Darwin	LT M. Pitts
LG D. Alexander	RT J. Brown
C D. Rimington	RE C. Simmons
RG R. Baker	LLB S. Joyner
RT R. Heller	MLB M. Reichenbach
TE K. Jackson	RLB T. Bell
WR C. Carter	LCB R. Young
QB R. Cunningham	RCB E. Allen
FB A. Toney	SS A. Waters
RB K. Byars	FS W. Hopkins



# History

## Bears Playoff Game Summaries

Soldier Field

January 8, 1989

### 1988 NFC Championship San Francisco 49ers 28, Chicago Bears 3

Weather: 17 degrees; wind W 29 mph

Attendance: 64,830

	1	2	3	4	Final
San Francisco 49ers	7	7	7	7	28
Chicago Bears	0	3	0	0	3

Team	Q	Play	SF	CHI
SF	1	Rice 61-yard pass from Montana (Cofer kick)	7	0
SF	2	Rice 27-yard pass from Montana (Cofer kick)	14	0
CHI	2	Butler 25-yard field goal	14	3
SF	3	Frank 5-yard pass from Montana (Cofer kick)	21	3
SF	4	Rathman 4-yard run (Cofer kick)	28	3

#### FINAL INDIVIDUAL STATISTICS

##### Chicago Bears

RUSHING	NO	YDS	AVG	LG	TD
Anderson	14	59	4.2	16	0
Sanders	7	22	3.1	14	0
McMahon	1	9	9.0	9	0
Suhey	1	3	3.0	3	0
Muster	1	2	2.0	2	0
McKinnon	1	-4	-4.0	-4	0

RECEIVING	NO	YDS	AVG	LG	TD
Anderson	5	31	6.2	13	0
Thornton	4	52	13.0	18	0
McKinnon	4	32	8.0	13	0
Morris	2	25	12.5	25	0
Suhey	2	8	4.0	4	0
Sanders	1	12	12.0	12	0
Muster	1	9	9.0	9	0
Gentry	1	7	7.0	7	0

INTERCEPTIONS	NO	YDS	AVG	LG	TD
None					

PUNTING	NO	YDS	AVG	LG	IN20	TB
Wagner	7	220	31.4	48	2	0

PUNT RETURNS	NO	YDS	AVG	LG	TD
McKinnon	1	1	1.0	1	0

KICKOFF RET.	NO	YDS	AVG	LG	TD
Sanders	2	31	15.5	19	0
Muster	1	21	21.0	21	0
Gentry	1	19	19.0	19	0
Stinson	1	18	18.0	18	0

PASSING (CHI)	ATT	COMP	YDS	PCT	TD	INT	LG	SK/YDS
McMahon	29	14	121	48.3	0	1	18	0/0
Tomczak	12	6	55	50.0	0	0	13	0/0

PASSING (SF)	ATT	COMP	YDS	PCT	TD	INT	LG	SK/YDS
Montana	27	17	288	63.0	3	0	61	2/20

##### San Francisco 49ers

RUSHING	NO	YDS	AVG	LG	TD
Craig	18	68	3.8	11	0
Rathman	10	36	3.6	12	1
Montana	3	12	4.0	7	0
Flagler	3	7	2.3	6	0
Sydney	2	12	6.0	8	0
Rice	1	3	3.0	3	0

RECEIVING	NO	YDS	AVG	LG	TD
Rice	5	133	26.6	61	2
Rathman	5	51	10.2	22	0
Taylor	3	51	17.0	32	0
Craig	2	33	16.5	23	0
Frank	2	20	10.0	15	1

INTERCEPTIONS	NO	YDS	AVG	LG	TD
Fuller	1	0	0.0	0	0

PUNTING	NO	YDS	AVG	LG	IN20	TB
Helton	6	207	34.5	55	2	1

PUNT RETURNS	NO	YDS	AVG	LG	TD
McElhenny	2	19	9.5	10	0
Dove	1	2	2.0	2	0

KICKOFF RET.	NO	YDS	AVG	LG	TD
Dove	2	50	25.0	26	0
McElhenny	1	47	47.0	47	0

TEAM STATISTICS	CHI	SF
Total First Downs	15	21
By Rushing	8	9
By Passing	7	12
By Penalty	0	0
Third Down: Md/Att.	4/14	9/15
Third Down: Eff.	29%	60%
Total Net Yards	267	406
Total Offensive Plays	66	66
Average Per Play	4.0	6.2
Net Yards Rushing	91	138
Total Rushing Plays	25	37
Avg. Per Rush	3.6	3.7
Net Yards Passing	176	268
Sacked/Yards Lost	0/0	2/20
Gross Yards Passing	176	288
Att.-Comp.-Int.	41-20-1	27-17-0
Completion Pct.	48.8	63.0
Punts/Average	7/31.4	6/34.5
Penalties/Yards	3/35	0/0
Fumbles/Lost	2/1	1/1
Field Goals	25	

— Denotes Converted Field Goal

##### Chicago Bears Starting Lineups

WR	D. Gentry	LE	A. Harris
LT	J. Covert	LT	S. McMichael
LG	M. Bortz	RT	D. Hampton
C	J. Hilgenberg	RE	S. Smith
RG	T. Thayer	LLB	R. Rivera
RT	K. Van Horn	MLB	M. Singletary
TE	J. Thornton	RLB	J. Morrissey
WR	D. McKinnon	LCB	M. Richardson
QB	J. McMahon	RCB	V. Jackson
FB	M. Suhey	SS	D. Duerson
RB	N. Anderson	FS	M. Douglass

##### San Francisco 49ers Starting Lineups

SE	J. Taylor	LE	L. Roberts
LT	S. Wallace	NT	M. Carter
LG	J. Sapolu	RE	K. Fagan
C	R. Cross	OLB	C. Haley
RG	G. McIntyre	LILB	J. Fahnhorst
RT	H. Barton	RILB	M. Walter
TE	J. Frank	OLB	K. Turner
FL	J. Rice	LCB	T. McKyer
QB	J. Montana	RCB	D. Griffin
RB	R. Craig	SS	J. Fuller
TE	B. Jones	FS	R. Lott

# History

## Bears Playoff Game Summaries

Soldier Field

January 6, 1991

1990 NFC First Round

Chicago Bears 16, New Orleans Saints 6

Weather: 30 degrees; wind N 13 mph

Attendance: 60,767

	1	2	3	4	Final
New Orleans Saints	0	3	0	3	6
Chicago Bears	3	7	3	3	16

Team	Q	Play	NO	CHI
CHI	1	Butler 19-yard field goal	0	3
CHI	2	Thornton 18-yard pass from Tomczak	0	10
NO	2	Andersen 47-yard field goal	3	10
CHI	3	Butler 22-yard field goal	3	13
NO	4	Andersen 38-yard field goal	6	13
CHI	4	Butler 21-yard field goal	6	16

### FINAL INDIVIDUAL STATISTICS

Chicago Bears						New Orleans Saints							
RUSHING	NO	YDS	AVG	LG	TD	RUSHING	NO	YDS	AVG	LG	TD		
Anderson	27	102	3.8	13	0	Fenerly	8	29	3.6	14	0		
Muster	12	71	5.9	28	0	Hilliard	4	13	3.3	9	0		
Tomczak	2	8	4.0	10	0	Heyward	4	10	2.5	6	0		
Green	2	8	4.0	5	0	Fourcade	2	13	6.5	9			
RECEIVING	NO	YDS	AVG	LG	TD	RECEIVING	NO	YDS	AVG	LG	TD		
Anderson	4	42	10.5	31	0	Fenerly	4	22	5.5	9	0		
Thornton	2	43	21.5	25	1	Martin	2	47	23.5	36	0		
Gentry	2	41	20.5	38	0	Scales	1	31	31.0	31	0		
Morris	2	28	14.0	22	0	Tice	1	19	19.0	19	0		
Muster	2	21	10.5	11	0	Brenner	1	17	17.0	17	0		
Davis	1	13	13.0	13	0	Perriman	1	11	11.0	11	0		
						Turner	1	6	6.0	6	0		
INTERCEPTIONS	NO	YDS	AVG	LG	TD	INTERCEPTIONS	NO	YDS	AVG	LG	TD		
Gayle	1	27	27.0	27	0	None							
Mangum	1	9	9.0	9	0								
Carrier	2	0	0.0	0	0								
PUNTING	NO	YDS	AVG	LG	IN20	TB	PUNTING	NO	YDS	AVG	LG	IN20	TB
Buford	2	55	27.5	36	0	0	Barnhardt	3	90	30.0	38	0	0
PUNT RETURNS	NO	YDS	AVG	LG	TD	PUNT RETURNS	NO	YDS	AVG	LG	TD		
Bailey	1	13	13.0	13	0	Buck	1	2	2.0	2	0		
Jackson	1	0	0.0	0	0								
KICKOFF RET.	NO	YDS	AVG	LG	TD	KICKOFF RET.	NO	YDS	AVG	LG	TD		
Gentry	1	39	39.0	39	0	Fenerly	2	33	16.5	18	0		
						Hilliard	1	21	21.0	21	0		
						Jordan	1	17	17.0	17	0		
						Heyward	1	14	14.0	14	0		

PASSING (CHI)	ATT	COMP	YDS	PCT	TD	INT	LG	SK/YDS
Tomczak	25	12	166	48.0	1	0	38	2/12
Anderson	1	1	22	100.0	0	0	22	0/0

PASSING (NO)	ATT	COMP	YDS	PCT	TD	INT	LG	SK/YDS
Fourcade	18	5	79	27.8	0	2	31	1/16
Walsh	16	6	74	37.5	0	1	36	1/9

TEAM STATISTICS	CHI	NO
Total First Downs	18	11
By Rushing	9	2
By Passing	8	7
By Penalty	1	2
Third Down: Md/Att.	5/16	2/13
Third Down: Eff.	31%	15%
Total Net Yards	365	193
Total Offensive Plays	71	54
Average Per Play	5.1	3.6
Net Yards Rushing	189	65
Total Rushing Plays	43	18
Avg. Per Rush	4.4	3.6
Net Yards Passing	176	128
Sacked/Yards Lost	2/12	2/25
Gross Yards Passing	188	153
Att.-Comp.-Int.	26-13-0	34-11-3
Completion Pct.	50.0	32.4
Punts/Average	2/27.5	3/30.0
Penalties/Yards	7/57	2/10
Fumbles/Lost	2/1	1/0
Field Goals	19, 22, 36, 21	41, 47
Denotes Converted Field Goal	42, 38	

### Chicago Bears Starting Lineups

WR	W. Davis	LE	T. Armstrong
LT	J. Covert	LT	W. Perry
LG	M. Bortz	RT	S. McMichael
C	J. Hilgenberg	RE	R. Dent
RG	T. Thayer	LLB	R. Rivera
RT	K. Van Horney	MLB	M. Singletary
TE	J. Thornton	RLB	J. Morrissey
WR	R. Morris	LCB	D. Woolford
QB	M. Tomczak	RCB	V. Jackson
FB	B. Muster	SS	S. Gayle
RB	N. Anderson	FS	M. Carrier

### New Orleans Saints Starting Lineups

WR	E. Martin	LE	R. Turnbull
LT	K. Haverdink	NT	R. Goff
LG	J. Dombrowski	RE	J. Wilks
C	J. Hilgenberg	OLB	R. Jackson
RG	S. Trapilo	ILB	S. Mills
TE	S. Brock	ILB	V. Johnson
RT	H. Brenner	OLB	P. Swilling
WR	B. Perriman	LCB	R. Massey
QB	S. Walsh	RCB	T. Cook
HB	R. Mayes	SS	B. Maxie
RB	C. Heyward	FS	G. Atkins



# History

## Bears Playoff Game Summaries

Giants Stadium

January 13, 1991

1990 NFC Divisional

New York Giants 31, Chicago Bears 3

Weather: 32 degrees; wind NW 13 mph

Attendance: 77,025

	1	2	3	4	Final
Chicago Bears	0	3	0	0	3
New York Giants	10	7	7	7	31

Team	Q	Play	CHI	NYG
NYG	1	Bahr 46-yard field goal	0	3
NYG	1	Baker 21-yard pass from Hostetler (Bahr kick)	0	10
CHI	2	Butler 33-yard field goal	3	10
NYG	2	Cross 5-yard pass from Hostetler (Bahr kick)	3	17
NYG	3	Hostetler 3-yard run (Bahr kick)	3	24
NYG	4	Carthon 1-yard run (Bahr kick)	3	31

### FINAL INDIVIDUAL STATISTICS

Chicago Bears					
RUSHING	NO	YDS	AVG	LG	TD
Anderson	12	19	1.6	9	0
Muster	4	8	2.0	3	0

RECEIVING	NO	YDS	AVG	LG	TD
Anderson	4	23	5.8	12	0
Davis	3	76	25.3	37	0
Thorton	3	28	9.3	18	0
Muster	3	21	7.0	20	0
Gentry	2	23	11.5	12	0
Morris	1	24	24.0	24	0
Kozlowski	1	10	10.0	10	0

INTERCEPTIONS	NO	YDS	AVG	LG	TD
None					

PUNTING	NO	YDS	AVG	LG	IN20	TB
Buford	2	84	42.0	50	1	0

PUNT RETURNS	NO	YDS	AVG	LG	TD
Bailey	2	3	1.5	2	0

KICKOFF RET.	NO	YDS	AVG	LG	TD
Bailey	2	61	30.5	44	0
Gentry	2	42	21.0	29	0
Rouse	1	9	9.0	9	0

PASSING (CHI)	ATT	COMP	YDS	PCT	TD	INT	LG	SK/YDS
Tomczak	36	17	205	47.2	0	2	37	0/0

PASSING (NYG)	ATT	COMP	YDS	PCT	TD	INT	LG	SK/YDS
Hostetler	17	10	112	58.8	2	0	25	3/18

New York Giants					
RUSHING	NO	YDS	AVG	LG	TD
Anderson	21	80	3.8	10	0
Tillman	9	31	3.4	6	0
Carthon	8	19	2.4	5	1
Hostetler	6	43	7.2	11	1
Meggett	2	18	9.0	10	0
Hampton	2	3	1.5	3	0

RECEIVING	NO	YDS	AVG	LG	TD
Baker	3	58	19.3	25	1
Bavaro	3	25	8.3	11	0
Ingram	1	12	12.0	12	0
Mrosko	1	6	6.0	6	0
Anderson	1	6	6.0	6	0
Cross	1	5	5.0	5	1

INTERCEPTIONS	NO	YDS	AVG	LG	TD
Walls	1	37	37.0	37	0
Collins	1	11	11.0	11	0

PUNTING	NO	YDS	AVG	LG	IN20	TB
Landeta	3	122	40.7	51	0	0

PUNT RETURNS	NO	YDS	AVG	LG	TD
Meggett	1	13	13.0	13	0

KICKOFF RET.	NO	YDS	AVG	LG	TD
Ingram	1	18	18.0	18	0

TEAM STATISTICS	CHI	NYG
Total First Downs	11	23
By Rushing	0	16
By Passing	11	7
By Penalty	0	0
Third Down: Md/Att.	3/11	6/14
Third Down: Eff.	27%	43%
Total Net Yards	232	288
Total Offensive Plays	52	68
Average Per Play	4.5	4.2
Net Yards Rushing	27	194
Total Rushing Plays	16	48
Avg. Per Rush	1.7	4.0
Net Yards Passing	205	94
Sacked/Yards Lost	0/0	3/18
Gross Yards Passing	205	112
Att.-Comp.-Int.	36-17-2	17-10-0
Completion Pct.	47.2	58.8
Punts/Average	2/42.0	3/40.7
Penalties/Yards	4/30	2/15
Fumbles/Lost	0/0	1/1
Field Goals	33	46

— Denotes Converted Field Goal

### Chicago Bears Starting Lineups

WR	W. Davis	LLE	T. Armstrong
LT	J. Covert	LT	W. Perry
LG	M. Bortz	RT	S. McMichael
C	J. Hilgenberg	RE	R. Dent
RG	T. Thayer	LLB	R. Rivera
RT	K. Van Horne	MLB	M. Singletary
TE	J. Thornton	RLB	J. Morrissey
WR	R. Morris	LCB	D. Woolford
QB	M. Tomczak	RCB	V. Jackson
FB	B. Muster	SS	S. Gayle
RB	N. Anderson	FS	M. Carrier

### New York Giants Starting Lineups

WR	M. Ingram	LE	J. Washington
LT	J. Elliott	LT	M. Fox
LG	W. Roberts	RT	E. Howard
C	B. Oates	RE	L. Marshall
RG	E. Moore	LLB	C. Banks
RT	D. Riesenberger	MLB	P. Johnson
TE	M. Bavaro	RLB	L. Taylor
WR	S. Baker	LCB	M. Collins
QB	J. Hostetler	RCB	E. Walls
RB	O. Anderson	SS	G. Jackson
FB	M. Carthon	FS	M. Guyton

# History Bears Playoff Game Summaries

Soldier Field

December 29, 1991

## 1991 NFC First Round

## Dallas Cowboys 17, Chicago Bears 13

Weather: 35 degrees; wind NW 9 mph

Attendance: 62,594

	1	2	3	4	Final
Dallas Cowboys	10	0	7	0	17
Chicago Bears	0	3	3	7	13

Team	Q	Play	DAL	CHI
DAL	1	Willis 27-yard field goal	3	0
DAL	1	Smith 1-yard run (Willis kick)	10	0
CHI	2	Butler 19-yard field goal	10	3
CHI	3	Butler 43-yard field goal	10	6
DAL	3	Novacek 3-yard pass from Beuerlein (Willis kick)	17	6
CHI	4	Waddle 6-yard pass from Harbaugh (Butler kick)	17	13

### FINAL INDIVIDUAL STATISTICS

Chicago Bears					
RUSHING	NO	YDS	AVG	LG	TD
Anderson	13	34	2.6	15	0
Lewis	9	65	7.2	11	0
Harbaugh	7	26	3.7	9	0
Muster	5	25	5.0	9	0

RECEIVING	NO	YDS	AVG	LG	TD
Waddle	9	104	11.6	19	1
Davis	7	79	11.3	17	0
Anderson	3	5	1.7	8	0
Lewis	2	18	9.0	11	0
Rivera	1	15	15.0	15	0
Thornton	1	12	12.0	12	0

INTERCEPTIONS	NO	YDS	AVG	LG	TD
None					

PUNTING	NO	YDS	AVG	LG	IN20	TB
Blocked	1					

PUNT RETURNS	NO	YDS	AVG	LG	TD
Woolford	2	5	2.5	5	0

KICKOFF RET.	NO	YDS	AVG	LG	TD
Lewis	3	44	14.7	26	0
Green	1	15	15.0	15	0

PASSING (CHI)	ATT	COMP	YDS	PCT	TD	INT	LG	SK/YDS
Harbaugh	44	22	218	50.0	1	2	19	3/11
Buford	1	1	15	100.0	0	0	15	0/0

PASSING (DAL)	ATT	COMP	YDS	PCT	TD	INT	LG	SK/YDS
Beuerlein	18	9	180	50.0	1	0	45	0/0

Dallas Cowboys					
RUSHING	NO	YDS	AVG	LG	TD
Smith	26	105	4.0	18	1
Beuerlein	4	3	0.8	5	0

RECEIVING	NO	YDS	AVG	LG	TD
Irvin	4	83	20.8	25	0
Harper	3	88	29.3	45	0
Johnston	1	6	6.0	6	0
Novacek	1	3	3.0	3	1

INTERCEPTIONS	NO	YDS	AVG	LG	TD
Bates	1	7	7.0	7	0
Brown	1	0	0.0	0	0

PUNTING	NO	YDS	AVG	LG	IN20	TB
Saxon	3	134	44.7	52	1	0

PUNT RETURNS	NO	YDS	AVG	LG	TD
None					

KICKOFF RET.	NO	YDS	AVG	LG	TD
Wright	1	18	18.0	18	0
Gant	1	16	16.0	16	0

TEAM STATISTICS	CHI	DAL
Total First Downs	26	15
By Rushing	12	6
By Passing	14	7
By Penalty	0	2
Third Down: Mdl/Att	10/17	3/9
Third Down: Eff.	59%	33%
Total Net Yards	372	288
Total Offensive Plays	82	48
Average Per Play	4.5	6.0
Net Yards Rushing	150	108
Total Rushing Plays	34	30
Avg. Per Rush	4.4	3.6
Net Yards Passing	222	180
Sacked/Yards Lost	3/11	0/0
Gross Yards Passing	233	180
Att.-Comp.-Int.	45-23-2	18-9-0
Completion Pct.	51.1	50.0
Punts/Average	10/0	3/44.7
Penalties/Yards	4/16	2/15
Fumbles/Lost	1/1	2/0
Field Goals	19, 43	27, 38

— Denotes Converted Field Goal 47

### Chicago Bears Starting Lineups

WR	W. Davis	LE	T. Armstrong
LT	J. Wojciechowski	LT	S. McMichael
LG	M. Bortz	RT	W. Perry
C	J. Hilgenberg	RE	R. Dent
RG	T. Thayer	LLB	R. Rivera
RT	K. Van Horn	MLB	M. Singletary
TE	K. Jennings	RLB	J. Morrissey
WR	T. Waddle	LCB	D. Woolford
QB	J. Harbaugh	RCB	L. Stinson
FB	B. Muster	SS	S. Gayle
RB	N. Anderson	FS	M. Carrier

### Dallas Cowboys Starting Lineups

TE	R. Awaft	LE	T. Tolbert
LT	M. Tuinei	LT	T. Casillas
LG	K. Gogan	RT	R. Maryland
C	M. Stepnoski	RE	J. Jeffcoat
RG	J. Gesek	SLB	K. Norton
RT	N. Newton	MLB	J. Del Rio
TE	J. Novacek	WLB	V. Smith
TE	A. Roberts	LCB	I. Holt
WR	M. Irvin	RCB	L. Brown
QB	S. Beuerlein	SS	J. Washington
RB	E. Smith	FS	R. Horton



# History

## Bears Playoff Game Summaries

HHH Metrodome

January 1, 1995

### 1994 NFC First Round

### Chicago Bears 35, Minnesota Vikings 18

Weather: Indoors

Attendance: 60,347

	1	2	3	4	Final
Chicago Bears	0	14	7	14	35
Minnesota Vikings	3	6	3	6	18

Team	Q	Play	CHI	MIN
MIN	1	Reveiz 29-yard field goal	0	3
CHI	2	Tillman 1-yard run (Butler kick)	7	3
CHI	2	Jennings 9-yard pass from Walsh (Butler kick)	14	3
MIN	2	Carter 4-yard pass from Moon (Two-pt failed)	14	9
CHI	3	Harris 29-yard run (Butler kick)	21	9
MIN	3	Reveiz 48-yard field goal	21	12
CHI	4	Graham 21-yard pass from Walsh (Butler kick)	28	12
MIN	4	Lee 11-yard pass from Moon (Two-pt attempt failed)	28	18
CHI	4	Miniefield 48-yard fumble return (Butler kick)	35	18

#### FINAL INDIVIDUAL STATISTICS

##### Chicago Bears

RUSHING	NO	YDS	AVG	LG	TD
Harris	13	67	5.2	29	1
Tillman	11	19	1.7	8	1
Walsh	5	5	1.0	5	0
Graham	1	3	3.0	3	0

RECEIVING	NO	YDS	AVG	LG	TD
Graham	4	108	27.0	52	1
Conway	4	56	14.0	23	0
Harris	3	20	6.7	8	0
Carter	1	16	16.0	16	0
Jennings	1	9	9.0	9	0
Tillman	1	7	7.0	7	0
Green	1	5	5.0	5	0

INTERCEPTIONS	NO	YDS	AVG	LG	TD
Lincoln	1	12	12.0	12	0
Minter	1	7	7.0	7	0

PUNTING	NO	YDS	AVG	LG	IN20	TB
Gardocki	3	116	38.7	45	1	0

PUNT RETURNS	NO	YDS	AVG	LG	TD
Graham	1	1	1.0	1	0

KICKOFF RET.	NO	YDS	AVG	LG	TD
Lewis	2	47	23.5	28	0
Green	1	18	18.0	18	0

PASSING (CHI)	ATT	COMP	YDS	PCT	TD	INT	LG	SK/YDS
Walsh	23	15	221	65.2	2	1	52	1/7

PASSING (MIN)	ATT	COMP	YDS	PCT	TD	INT	LG	SK/YDS
Moon	52	29	292	55.8	2	2	38	2/11
Salisbury	9	4	59	44.4	0	0	18	0/0

##### Minnesota Vikings

RUSHING	NO	YDS	AVG	LG	TD
Allen	12	27	2.3	10	0
Graham	4	13	3.3	9	0
Moon	2	9	4.5	9	0
Smith	1	0	0.0	0	0

RECEIVING	NO	YDS	AVG	LG	TD
Lee	11	159	14.5	38	1
Carter	8	61	7.6	19	1
Jordan	4	35	8.8	16	0
Reed	3	39	13.0	18	0
Ismail	3	29	9.7	20	0
Jordan	2	16	8.0	11	0
Palmer	1	11	11.0	11	0
Allen	1	1	1.0	1	0

INTERCEPTIONS	NO	YDS	AVG	LG	TD
Parker	1	10	10.0	10	0

PUNTING	NO	YDS	AVG	LG	IN20	TB
Saxon	4	131	32.8	34	3	0

PUNT RETURNS	NO	YDS	AVG	LG	TD
Palmer	0	0	0.0	0	0

KICKOFF RET.	NO	YDS	AVG	LG	TD
Smith	6	132	22.0	58	0

TEAM STATISTICS	CHI	MIN
Total First Downs	18	22
By Rushing	5	3
By Passing	11	18
By Penalty	2	1
Third Down: Md/Att.	5/11	11/20
Third Down: Eff.	45%	55%
Total Net Yards	308	389
Total Offensive Plays	54	82
Average Per Play	5.7	4.7
Net Yards Rushing	94	49
Total Rushing Plays	30	19
Avg. Per Rush	3.1	2.6
Net Yards Passing	214	340
Sacked/Yards Lost	1/7	2/11
Gross Yards Passing	221	351
Att.-Comp.-Int.	23-15-1	61-33-2
Completion Pct.	65.2	54.1
Punts/Average	3/38.7	4/32.8
Penalties/Yards	6/30	11/85
Fumbles/Lost	1/1	3/2
Field Goals	29	48

— Denotes Converted Field Goal

#### Chicago Bears Starting Lineups

WR J. Graham	LE T. Armstrong
LT A. Heck	LT C. Simpson
LG T. Perry	RT C. Zorich
C J. Fontenot	RE A. Spellman
RG J. Leeuwenburg	WLB J. Cain
RT J. Williams	MLB D. Jones
TE M. Cook	SLB V. Smith
WR C. Conway	LCB D. Woolford
QB S. Walsh	RCB M. Douglass
FB R. Harris	SS S. Gayle
RB L. Tillman	FS M. Carrier

#### Minnesota Vikings Starting Lineups

TE S. Jordan	LE R. Harris
TE A. Jordan	LT H. Thomas
LT T. Steussie	RT J. Randle
LG R. McDaniel	RE J. Harris
C J. Christy	SLB C. Jenkins
RG B. Daffney	MLB J. Del Rio
RT C. Hinton	WLB E. McDaniel
TE J. Gerek	LCB A. Parker
WR C. Carter	RCB D. Washington
QB W. Moon	SS T. Scott
RB T. Allen	FS V. Glenn

# History

## Bears Playoff Game Summaries

Candlestick Park

January 7, 1995

1994 NFC Divisional

San Francisco 49ers 44, Chicago Bears 15

Weather: 60 degrees; wind S 17 mph

Attendance: 64,644

	1	2	3	4	Final
Chicago Bears	3	0	0	12	15
San Francisco 49ers	7	23	7	7	44

Team	Q	Play	CHI	SF
CHI	1	Butler 39-yard field goal	3	0
SF	1	Floyd 2-yard run (Brien kick)	3	7
SF	2	Jones 8-yard pass from Young (kick failed)	3	13
SF	2	Floyd 4-yard run (Brien kick)	3	20
SF	2	Brien 36-yard field goal	3	23
SF	2	Young 6-yard run (Brien kick)	3	30
SF	3	Floyd 1-yard run (Brien kick)	3	37
CHI	4	Flanigan 2-yard pass from Kramer (2-pt try failed)	9	37
SF	4	Walker 1-yard run (Brien kick)	9	44
CHI	4	Tillman 1-yard run (2-pt try failed)	15	44

### FINAL INDIVIDUAL STATISTICS

#### Chicago Bears

RUSHING	NO	YDS	AVG	LG	TD
Harris	8	26	3.3	11	0
Tillman	6	5	0.8	3	1
Green	2	8	4.0	5	0
Walsh	1	0	0.0	0	0
T. Carter	1	0	0.0	0	0

RECEIVING	NO	YDS	AVG	LG	TD
Green	5	43	8.6	22	0
Wetnight	5	39	7.8	19	0
Harris	5	24	4.8	10	0
Graham	4	33	8.3	13	0
Waddle	3	49	16.3	20	0
Conway	3	25	8.3	9	0
Jennings	2	20	10.0	14	0
Tillman	1	4	4.0	4	0
Flanigan	1	2	2.0	2t	1

INTERCEPTIONS	NO	YDS	AVG	LG	TD
None					

PUNTING	NO	YDS	AVG	LG	IN20	TB
Gardocki	4	147	36.8	50	0	0

PUNT RETURNS	NO	YDS	AVG	LG	TD
Graham	0	0	0.0	0	0

KICKOFF RET.	NO	YDS	AVG	LG	TD
Lewis	5	125	25.0	32	0
Green	1	12	12.0	12	0

PASSING (CHI)	ATT	COMP	YDS	PCT	TD	INT	LG	SK/YDS
Kramer	28	19	161	67.9	1	0	20	4/31
Walsh	19	10	78	52.6	0	2	22	0/0

PASSING (SF)	ATT	COMP	YDS	PCT	TD	INT	LG	SK/YDS
Young	22	16	143	72.3	1	0	18	1/5
Grbac	4	2	47	50.0	0	0	44	0/0

#### San Francisco 49ers

RUSHING	NO	YDS	AVG	LG	TD
Watters	11	55	5.0	15	0
Floyd	10	25	2.5	5	3
Young	5	32	6.4	7	1
Grbac	4	-5	-1.3	0	0
Carter	3	20	6.7	23	0
Walker	3	3	1.0	2	1
Taylor	1	15	15.0	15	0

RECEIVING	NO	YDS	AVG	LG	TD
Jones	5	26	5.2	11	1
Taylor	4	51	12.8	15	0
Rice	4	48	12.0	18	0
Watters	3	18	6.0	11	0
D. Carter	1	44	44.0	44	0
Popson	1	3	3.0	3	0

INTERCEPTIONS	NO	YDS	AVG	LG	TD
Hanks	1	31	31.0	31	0
Davis	1	0	0.0	0	0

PUNTING	NO	YDS	AVG	LG	IN20	TB
Wilmsmeyer	2	77	38.5	39	0	1

PUNT RETURNS	NO	YDS	AVG	LG	TD
D. Carter	2	6	3.0	6	0

KICKOFF RET.	NO	YDS	AVG	LG	TD
Walker	1	14	14.0	14	0
D. Carter	1	10	10.0	10	0

TEAM STATISTICS	CHI	SF
Total First Downs	20	27
By Rushing	4	13
By Passing	13	11
By Penalty	3	3
Third Down: Mdl/Att.	8/16	4/9
Third Down: Eff.	50%	44%
Total Net Yards	247	330
Net Offensive Plays	69	64
Average Per Play	3.6	5.2
Net Yards Rushing	39	145
Total Rushing Plays	18	37
Avg. Per Rush	2.2	3.9
Net Yards Passing	208	185
Sacked/Yards Lost	4/31	1/5
Gross Yards Passing	239	190
Att.-Comp.-Int.	47-29-2	26-18-0
Completion Pct.	61.7	69.2
Punts/Average	4/36.8	2/38.5
Penalties/Yards	4/32	3/16
Fumbles/Lost	2/0	3/1
Field Goals	39	36

— Denotes Converted Field Goal

#### Chicago Bears Starting Lineups

WR J. Graham	LE T. Armstrong
LT A. Heck	LT C. Simpson
LG T. Perry	RT C. Zorich
C J. Fontenot	RE A. Spellman
RG J. Leeuwenburg	WLB J. Cain
RT J. Williams	MLB D. Jones
TE K. Jennings	SLB V. Smith
WR C. Conway	LCB D. Woolford
QB S. Walsh	RCB J. Lincoln
FB R. Harris	SS S. Gayle
TE R. Wetnight	FS M. Carrier

#### San Francisco 49ers Starting Lineups

SE J. Taylor	LE D. Brown
LT S. Wallace	LT B. Young
LG J. Sapoli	RT D. Stubblefield
C B. Oates	RE R. Jackson
RG D. Deese	LLB L. Woodall
RT H. Barton	MLB G. Plummer
TE B. Jones	RLB K. Norton
FL J. Rice	LCB E. Davis
QB S. Young	RCB D. Sanders
RB R. Watters	SS T. McDonald
FB W. Floyd	FS M. Hanks



# History

## Bears Playoff Game Summaries

Soldier Field

January 19, 2002

2001 NFC Divisional

Philadelphia Eagles 33, Chicago Bears 19

Weather: 31 degrees; wind W 8 mph

Attendance: 66,944

	1	2	3	4	Final
Philadelphia Eagles	6	7	7	13	33
Chicago Bears	0	7	7	5	19

Team	Q	Play	PHI	CHI
PHI	1	Akers 34-yard field goal	3	0
PHI	1	Akers 23-yard field goal	6	0
CHI	2	Merritt 47-yard run (Edinger kick)	6	7
PHI	2	Martin 13-yard pass from McNabb (Akers kick)	13	7
CHI	3	Azumah 39-yard interception return (Edinger kick)	13	14
PHI	3	Staley 6-yard run (Akers kick)	20	14
CHI	4	Edinger 38-yard field goal	20	17
PHI	4	Akers 40-yard field goal	23	17
PHI	4	Akers 46-yard field goal	26	17
PHI	4	McNabb 5-yard run (Akers kick)	33	17
CHI	4	Safety; Landeta OB in end zone	33	19

### FINAL INDIVIDUAL STATISTICS

#### Chicago Bears

RUSHING	NO	YDS	AVG	LG	TD
Thomas	15	36	2.4	6	0
Johnson	3	7	2.3	3	0
Allen	2	7	3.5	4	0
Merritt	1	47	47.0	47	1
White	1	15	15.0	15	0
Matthews	1	-1	-1.0	-1	0

RECEIVING	NO	YDS	AVG	LG	TD
White	4	30	7.5	12	0
Booker	2	18	9.0	14	0
Terrell	2	18	9.0	11	0
Thomas	1	11	11.0	11	0
Allen	1	9	9.0	9	0
Baxter	1	3	3.0	3	0

INTERCEPTIONS	NO	YDS	AVG	LG	TD
Azumah	1	39	39.0	39	1

PUNTING	NO	YDS	AVG	LG	IN20	TB
Maynard	5	191	38.2	54	1	0

PUNT RETURNS	NO	YDS	AVG	LG	TD
McQuarters	1	10	10.0	10	0
Johnson	1	3	3.0	3	0

KICKOFF RET.	NO	YDS	AVG	LG	TD
Denson	6	120	20.0	24	0
Johnson	2	60	30.0	32	0

PASSING (CHI)	ATT	COMP	YDS	PCT	TD	INT	LG	SK/YDS	RATING
Matthews	17	8	66	47.1	0	2	12	1/9	17.9
Miller	5	3	23	60.0	0	1	14	1/7	31.7

PASSING (PHI)	ATT	COMP	YDS	PCT	TD	INT	LG	SK/YDS	RATING
McNabb	40	26	262	65.0	2	1	43	2/13	89.8

#### Philadelphia Eagles

RUSHING	NO	YDS	AVG	LG	TD
Staley	18	66	3.7	13	0
McNabb	8	37	4.6	14	1
Buckhalter	3	5	1.7	2	0
Reader	1	-1	-1.0	-1	0
Landeta	1	-20	-20.0	-20	0

RECEIVING	NO	YDS	AVG	LG	TD
Staley	7	54	7.7	14	1
Thrash	5	73	14.6	43	0
Lewis	3	32	10.7	14	0
Martin	3	18	6.0	13	1
Thomason	2	39	19.5	30	0
Pinkston	2	19	9.5	13	0
Mitchell	2	14	7.0	8	0
Buckhalter	2	13	6.5	9	0

INTERCEPTIONS	NO	YDS	AVG	LG	TD
Moore	1	18	18.0	18	0
Cook	1	15	15.0	15	0
Emmons	1	0	0.0	0	0

PUNTING	NO	YDS	AVG	LG	IN20	TB
Landeta	4	166	41.5	49	1	0

PUNT RETURNS	NO	YDS	AVG	LG	TD
Mitchell	2	27	13.5	15	0

KICKOFF RET.	NO	YDS	AVG	LG	TD
Mitchell	4	84	21.0	30	0

TEAM STATISTICS	CHI	PHI
Total First Downs	10	19
By Rushing	6	6
By Passing	2	13
By Penalty	2	0
Third Down: Md/Att	5/14	4/15
Third Down: Eff.	36%	27%
Total Net Yards	184	336
Total Offensive Plays	47	73
Average Per Play	3.9	4.6
Net Yards Rushing	111	87
Total Rushing Plays	23	31
Avg. Per Rush	4.8	2.8
Net Yards Passing	73	249
Sacked/Yards Lost	2/16	2/13
Gross Yards Passing	89	262
Att.-Comp.-Int.	22-11-3	40-26-1
Completion Pct.	50.0	65.0
Punts/Average	5/38.2	4/41.5
Penalties/Yards	1/5	6/60
Fumbles/Lost	1/1	0/0
Field Goals	38	34, 23, 40, 46

Denotes Converted Field Goal

#### Chicago Bears Starting Lineups

WR D. Terrell	LE B. Robinson
LT B. Brockmeyer	LT T. Washington
LG R. Tucker	RT K. Traylor
C O. Kreutz	RE P. Daniels
RG C. Villarrial	WLB W. Holdman
RT J. Williams	MLB B. Urlacher
TE F. Baxter	SLB R. Colvin
WR M. Booker	LCB R. McQuarters
QB J. Miller	RCB W. Harris
RB A. Thomas	SS T. Parrish
TE J. Davis	FS M. Brown

#### Philadelphia Eagles Starting Lineups

WR T. Pinkston	LE B. Whiting
LT Tr. Thomas	LT C. Simon
LG J. Welbourn	RT P. Grasmanis
C H. Fraley	RE H. Douglas
RG J. Mayberry	WLB M. Caldwell
RT J. Runyan	MLB J. Trotter
TE C. Lewis	SLB C. Emmons
WR J. Thrash	LCB T. Vincent
QB D. McNabb	RCB B. Taylor
RB D. Staley	FS B. Dawkins
FB C. Martin	SS D. Moore

# History

## Bears Playoff Game Summaries

Soldier Field

January 15, 2006

2005 NFC Divisional

Carolina Panthers 29, Chicago Bears 21

Weather: 40 degrees; wind SE 15 mph

Attendance: 62,209

	1	2	3	4	Final
Carolina Panthers	7	9	7	6	29
Chicago Bears	0	7	7	7	21

Team	Q	Play	CAR	CHI
CAR	1	Smith 58-yard pass from Delhomme (Kasay kick)	7	0
CAR	2	Kasay 20-yard field goal	10	0
CAR	2	Kasay 38-yard field goal	13	0
CHI	2	Peterson 1-run (Gould kick)	13	7
CAR	2	Kasay 37-yard field goal	16	7
CHI	3	Clark 1-yard pass from Grossman (Gould kick)	16	14
CAR	3	Smith 39-yard pass from Delhomme (Kasay kick)	23	14
CHI	4	McKie 3-yard run (Gould kick)	23	21
CAR	4	Mangum 1-yard pass from Delhomme (kick failed)	29	21

### FINAL INDIVIDUAL STATISTICS

#### Chicago Bears

RUSHING	NO	YDS	AVG	LG	TD
Jones	20	80	4.0	24	0
Peterson	5	9	1.8	5	1
Grossman	1	5	5.0	5	0
McKie	1	3	3.0	3	1

RECEIVING	NO	YDS	AVG	LG	TD
Berrian	5	68	13.6	17	0
Muhammad	3	58	19.3	24	0
Jones	3	30	10.0	27	0
Gage	3	28	9.3	24	0
Clark	2	5	2.5	4	1
Peterson	1	3	3.0	3	0

INTERCEPTIONS	NO	YDS	AVG	LG	TD
Urlacher	1	20	20.0	20	0

PUNTING	NO	YDS	AVG	LG	IN20	TB
Maynard	7	246	35.1	54	0	0

PUNT RETURNS	NO	YDS	AVG	LG	TD
Vasher	2	1	0.5	6	0

KICKOFF RET.	NO	YDS	AVG	LG	TD
Davis	5	115	23.0	31	0
Peterson	1	17	17.0	17	0

PASSING (CHI)	ATT	COMP	YDS	PCT	TD	INT	LG	SK/YDS	RATING
Grossman	41	17	192	41.5	1	1	27	1/7	54.1

PASSING (CAR)	ATT	COMP	YDS	PCT	TD	INT	LG	SK/YDS	RATING
Delhomme	33	24	319	72.7	3	1	58	1/8	120.6

#### Carolina Panthers

RUSHING	NO	YDS	AVG	LG	TD
Foster	16	54	3.4	17	0
Goings	10	34	3.4	10	0
Smith	3	26	8.7	22	0
Delhomme	2	9	4.5	9	0

RECEIVING	NO	YDS	AVG	LG	TD
Smith	12	218	18.2	58	2
Proehl	3	28	9.3	11	0
Carter	2	43	21.5	29	0
Hoover	2	13	6.5	7	0
Goings	1	14	14.0	14	0
Colbert	1	9	9.0	9	0
Foster	1	3	3.0	3	0
Mangum	1	1	1.0	1	1
Robertson	1	-10	-10.0	-10	0

INTERCEPTIONS	NO	YDS	AVG	LG	TD
Lucas	1	1	1.0	1	0

PUNTING	NO	YDS	AVG	LG	IN20	TB
Baker	5	206	41.2	47	3	1

PUNT RETURNS	NO	YDS	AVG	LG	TD
Smith	2	-1	-0.5	0	0

KICKOFF RET.	NO	YDS	AVG	LG	TD
Robertson	4	100	25.0	34	0

TEAM STATISTICS	CAR	CHI
Total First Downs	21	23
By Rushing	6	5
By Passing	14	11
By Penalty	1	6
Third Down: Md/Att.	5/12	3/13
Third Down: Eff.	42%	23%
Total Net Yards	434	282
Total Offensive Plays	65	69
Average Per Play	6.7	4.1
Net Yards Rushing	123	97
Total Rushing Plays	31	27
Avg. Per Rush	4.0	3.6
Net Yards Passing	311	185
Sacked/Yards Lost	1/8	1/7
Gross Yards Passing	319	192
Att.-Comp.-Int.	33-24-1	41-17-1
Completion Pct.	72.7	41.5
Punts/Average	5/41.2	7/35.1
Penalties/Yards	9/50	4/19
Fumbles/Lost	3/0	0/0
Field Goals	20, 38, 37	None

— Denotes Converted Field Goal

#### Chicago Bears Starting Lineups

WR M. Muhammad	LE A. Ogunleye
LT J. Tait	RT T. Harris
LG R. Brown	LT I. Scott
C O. Kreutz	RE A. Brown
RG R. Garza	WLB L. Briggs
RT F. Miller	MLB B. Urlacher
TE D. Clark	SLB H. Hillenmeyer
WR J. Gage	LCB C. Tillman
QB R. Grossman	RCB N. Vasher
RB T. Jones	SS M. Brown
TE J. McKie	FS C. Harris

#### Carolina Panthers Starting Lineups

WR S. Smith	LE J. Peppers
LT T. Wharton	LT B. Buckner
LG M. Wahle	RT J. Carstens
C J. Mitchell	RE M. Rucker
RG T. Reyes	WLB W. Witherspoon
RT J. Gross	MLB D. Morgan
WR M. Gaines	SLB B. Short
WR K. Colbert	LCB C. Gamble
QB J. Delhomme	RCB K. Lucas
RB D. Foster	SS M. McCree
FB B. Hoover	FS M. Minter



### 1920 (10-1-2, .909)

George S. Halas, Ed Sternaman — Coaches	Decatur Stalets	Opp
O 3 Moline Tractors	W 20	0
O 10 Kewanee	W 25	7
O 17 @ Rock Island Indep.	W 7	0
O 24 @ Chicago Tigers	W 10	0
O 31 @ Rockford	W 29	0
N 7 @ Rock Island Indep.	T 0	0
N 11 @ Champagne	W 20	0
N 14 @ Minneapolis Marines	W 3	0
N 21 Hammond Pros	W 28	7
N 25 @ Chicago Tigers	W 6	7
N 28 @ Chicago Cardinals	L 6	7
D 5 @ Chicago Cardinals	W 10	0
D 12 Akron Pros	T 0	0
	164	21

### 1921 (9-1-1, .900)

George S. Halas, Ed Sternaman — Coaches	Chicago Stalets	Opp
O 10 @ Rock Island Indep.	W 14	10
O 16 Rochester Jeffersons	W 16	13
O 23 Dayton Triangles	W 7	0
N 6 Detroit Tigers	W 20	9
N 13 Rock Island Indep.	W 3	0
N 20 Cleveland Indians	W 22	7
N 24 Buffalo All-Americans	L 6	7
N 27 Green Bay Packers	W 20	0
D 4 Buffalo All-Americans	W 10	7
D 11 Canton Bulldogs	W 10	0
D 18 @ Chicago Cardinals	T 0	0
	128	53

### 1922 (9-3, .750)

George S. Halas, Ed Sternaman — Coaches	Chicago Bears	Opp
O 1 Racine Legion	W 6	0
O 8 @ Rock Island Indep.	W 10	6
O 15 Rochester Jeffersons	W 7	0
O 22 Buffalo All-Americans	W 7	0
O 29 Canton Bulldogs	L 6	7
N 5 Dayton Triangles	W 9	0
N 12 Oorang Indians	W 33	6
N 19 Rock Island Indep.	W 3	0
N 26 Akron Pros	W 20	10
N 30 @ Chicago Cardinals	L 0	6
D 3 Toledo Maroons	W 22	0
D 10 @ Chicago Cardinals	L 0	9
	123	44

### 1923 (9-2-1, .818)

George S. Halas, Ed Sternaman — Coaches	Bears	Opp
S 30 @ Rock Island Indep.	L 0	3
O 7 @ Racine Legion	W 3	0
O 14 @ Green Bay Packers	W 3	0
O 21 Canton Bulldogs	L 0	6
O 28 Buffalo All-Americans	W 18	3
N 4 Oorang Indians	W 26	0
N 11 Akron Pros	W 20	6
N 18 Rock Island Indep.	W 7	3
N 25 Hammond Pros	W 14	7
N 29 Chicago Cardinals	W 3	0
D 2 Milwaukee Badgers	T 0	9
D 9 Rock Island Indep.	W 29	7
	123	35

### 1924 (6-1-4, .857)

George S. Halas, Ed Sternaman — Coaches	Bears	Opp
S 28 @ Rock Island Indep.	T 0	0
O 5 @ Cleveland Bulldogs	L 14	16
O 12 Racine Legion	T 10	10
O 19 Chicago Cardinals	W 6	0
O 26 Frankford Yel'jackets	W 33	3
N 2 @ Rock Island Indep.	T 3	3
N 9 Columbus Tigers	W 12	6
N 16 Racine Legion	T 3	3
N 23 Green Bay Packers	W 3	0
N 27 @ Chicago Cardinals	W 21	0
N 30 Milwaukee Badgers	W 31	14
	136	55

### 1925 (9-5-3, .643)

George S. Halas, Ed Sternaman — Coaches	Bears	Opp
S 20 @ Rock Island Indep.	T 0	0
S 27 @ Green Bay Packers	L 10	14
O 4 Detroit Panthers	T 0	0
O 11 Hammond Pros	W 28	7
O 18 Cleveland Bulldogs	W 7	0
O 25 @ Chicago Cardinals	L 0	0
N 1 Rock Island Indep.	W 6	0
N 8 Frankford Yel'jackets	W 19	0
N 15 Detroit Panthers	W 14	0
N 22 Green Bay Packers	W 21	0
N 26 Chicago Cardinals	T 0	0
N 29 Columbus Tigers	W 14	13
D 5 @ Frankford Yel'jackets	W 14	7
D 6 @ New York Giants	W 19	7
D 9 @ Providence Ste. Rol.	L 6	9
D 12 @ Detroit Panthers	L 0	21
D 13 New York Giants	L 0	9
	158	96

### 1926 (12-1-3, .923)

George S. Halas, Ed Sternaman — Coaches	Bears	Opp
S 19 @ Milwaukee Badgers	W 10	7
S 26 @ Green Bay Packers	T 6	6
O 3 @ Detroit Panthers	W 10	7
O 10 New York Giants	W 7	0
O 17 Chicago Cardinals	W 16	0
O 24 Duluth Eskimos	W 24	6
O 31 Akron Indians	W 17	0
N 7 Louisville Colonels	W 34	0
N 11 @ Chicago Cardinals	W 10	0
N 13 Milwaukee Badgers	W 10	7
N 21 Green Bay Packers	T 10	13
N 25 Chicago Cardinals	W 19	0
N 28 Canton Bulldogs	W 35	0
D 3 @ Frankford Yel'jackets	L 6	7
D 12 Pottsville Maroons	W 9	7
D 19 Green Bay Packers	T 3	3
	216	63

### 1927 (9-3-2, .750)

George S. Halas, Ed Sternaman — Coaches	Bears	Opp
S 25 @ Chicago Cardinals	W 9	0
O 2 @ Green Bay Packers	W 7	6
O 16 New York Yankees	W 12	0
O 23 Cleveland Bulldogs	W 14	12
O 30 Dayton Triangles	W 14	6
N 6 Providence Ste. Rol.	T 0	0
N 8 @ New York Yankees	L 6	26
N 13 Pottsville Maroons	W 30	12
N 20 Green Bay Packers	W 14	6
N 24 Chicago Cardinals	L 0	3
N 27 @ New York Giants	T 7	13
D 3 @ Frankford Yel'jackets	T 0	0
D 4 Frankford Yel'jackets	W 9	0
D 11 Duluth Eskimos	W 27	0
	149	84

### 1928 (7-5-1, .636)

George S. Halas, Ed Sternaman — Coaches	Bears	Opp
S 25 @ Chicago Cardinals	W 15	0
S 30 @ Green Bay Packers	T 12	12
O 14 New York Giants	W 13	0
O 21 Green Bay Packers	L 6	16
O 28 Detroit Wolverines	L 0	6
N 4 New York Yankees	W 27	0
N 11 Dayton Triangles	W 27	0
N 18 Pottsville Maroons	W 13	6
N 25 Detroit Wolverines	L 7	14
N 29 Chicago Cardinals	W 34	0
D 2 Frankford Yel'jackets	W 28	6
D 9 Green Bay Packers	L 0	6
D 15 @ Frankford Yel'jackets	L 0	19
	182	85

### 1929 (4-9-2, .308)

George S. Halas, Ed Sternaman — Coaches	Bears	Opp
S 22 @ Minneapolis Marines	W 19	6
S 29 @ Green Bay Packers	L 0	23
O 6 @ Minneapolis Marines	W 7	6
O 13 @ Buffalo Bisons	W 16	0

O 20 Chicago Cardinals	T 0	0
O 27 Minneapolis R'jackets	W 27	0
N 3 New York Giants	L 14	26
N 10 Green Bay Packers	L 0	14
N 16 @ Frankford Yel'jackets	L 14	20
N 17 @ New York Giants	L 0	34
N 24 Buffalo Bisons	L 7	19
N 28 @ Chicago Cardinals	L 6	40
D 1 Frankford Yel'jackets	T 0	0
D 8 Green Bay Packers	L 0	25
D 15 New York Giants	L 9	14
	119	227

### 1930 (9-4-1, .692)

Ralph Jones — Coach	Bears	Opp
S 21 Brooklyn Dodgers	T 0	0
S 28 @ Green Bay Packers	L 0	7
O 5 @ Minneapolis R'jackets	W 20	0
O 12 New York Giants	L 0	12
O 19 @ Chicago Cardinals	W 32	6
O 22 @ Portsmouth Spartans	L 6	7
O 26 Frankford Yel'jackets	W 13	7
N 2 Minneapolis R'jackets	W 20	7
N 9 Green Bay Packers	L 12	13
N 16 @ New York Giants	W 12	0
N 22 @ Frankford Yel'jackets	W 13	6
N 27 Chicago Cardinals	W 6	0
N 30 Portsmouth Spartans	W 14	6
D 7 Green Bay Packers	W 21	0
	169	71

### 1931 (8-5, .615)

Ralph Jones — Coach	Bears	Opp
S 18 Cleveland Indians	W 21	0
S 27 @ Green Bay Packers	L 0	7
O 11 New York Giants	W 6	0
O 18 Chicago Cardinals	W 26	13
O 25 Frankford Yel'jackets	L 12	13
N 1 Green Bay Packers	L 2	6
N 8 Portsmouth Spartans	W 9	6
N 15 @ New York Giants	W 12	6
N 22 @ Brooklyn Dodgers	W 26	0
N 26 Chicago Cardinals	W 18	7
N 29 @ Portsmouth Spartans	L 0	3
D 6 Green Bay Packers	W 7	6
D 13 New York Giants	L 6	25
	145	92

### 1932 (7-1-6, .875)

Ralph Jones — Coach	Bears	Opp
S 25 @ Green Bay Packers	T 0	0
O 2 @ Staten Isl. Stapletons	T 0	0
O 9 @ Chicago Cardinals	T 0	0
O 16 Green Bay Packers	L 0	2
O 23 Staten Isl. Stapletons	W 27	7
O 30 @ Boston Braves	T 7	7
N 6 @ New York Giants	W 28	8
N 13 Portsmouth Spartans	T 13	13
N 20 Brooklyn Dodgers	W 20	0
N 24 Chicago Cardinals	W 34	0
N 27 @ Portsmouth Spartans	T 7	7
D 4 New York Giants	W 6	0
D 11 Green Bay Packers	W 9	0
D 18 Portsmouth Spartans	W 9	0
	160	44

### 1933 (10-2-1, .833)

George S. Halas — Coach	Bears	Opp
S 24 @ Green Bay Packers	W 14	7
O 1 Boston Redskins	W 7	0
O 8 @ Brooklyn Dodgers	W 10	0
O 15 Chicago Cardinals	W 12	9
O 22 Green Bay Packers	W 10	7
O 29 New York Giants	W 14	10
N 5 @ Boston Redskins	L 0	10
N 12 @ Philadelphia Eagles	T 3	3
N 19 @ New York Giants	L 0	3
N 26 Portsmouth Spartans	W 17	14
N 30 Chicago Cardinals	W 22	6
D 3 @ Portsmouth Spartans	W 17	7
D 10 Green Bay Packers	W 7	6
	133	82

PLAYOFFS	
D 17 New York Giants	W 23 21

# History

## All-Time Results

### 1934 (13-0, 1,000)

George S. Halas — Coach	Bears	Opp
S 23 @ Green Bay Packers	W	24 10
S 30 @ Cincinnati Reds	W	21 3
O 7 @ Brooklyn Dodgers	W	21 7
O 10 @ Pittsburgh Pirates	W	28 0
O 14 Chicago Cardinals	W	20 0
O 21 Cincinnati Reds	W	41 7
O 28 Green Bay Packers	W	27 14
N 4 New York Giants	W	27 7
N 11 @ Boston Redskins	W	21 0
N 18 @ New York Giants	W	10 9
N 25 Chicago Cardinals	W	17 6
N 29 @ Detroit Lions	W	19 16
D 2 Detroit Lions	W	10 10
	286	86

#### PLAYOFFS

D 9 @ New York Giants	L	13 30
-----------------------	---	-------

### 1935 (6-4-2, .600)

George S. Halas — Coach	Bears	Opp
S 22 @ Green Bay Packers	L	0 7
S 29 @ Pittsburgh Pirates	W	23 7
O 13 @ Philadelphia Eagles	W	39 0
O 20 Brooklyn Dodgers	W	24 14
O 27 Green Bay Packers	L	14 17
N 3 @ New York Giants	W	20 3
N 10 @ Boston Redskins	W	30 14
N 17 New York Giants	L	0 3
N 24 Detroit Lions	T	20 20
N 28 @ Detroit Lions	L	2 14
D 1 Chicago Cardinals	T	7 7
D 8 Chicago Cardinals	W	13 0
	192	106

### 1936 (9-3, .750)

George S. Halas — Coach	Bears	Opp
S 20 @ Green Bay Packers	W	30 3
S 27 @ Philadelphia Eagles	W	17 0
O 4 @ Pittsburgh Pirates	W	27 9
O 11 Chicago Cardinals	W	7 3
O 18 Pittsburgh Pirates	W	26 7
O 25 Detroit Lions	W	12 10
N 1 Green Bay Packers	L	10 21
N 8 @ New York Giants	W	25 7
N 15 @ Boston Redskins	W	26 0
N 22 @ Philadelphia Eagles	W	28 7
N 26 @ Detroit Lions	L	7 13
N 29 Chicago Cardinals	L	7 14
	222	94

### 1937 (9-1-1, .900)

George S. Halas — Coach	Bears	Opp
S 19 @ Green Bay Packers	W	14 2
O 4 @ Pittsburgh Steelers	W	7 0
O 10 @ Cleveland Rams	W	20 2
O 17 Chicago Cardinals	W	16 7
O 24 Detroit Lions	W	28 20
O 31 @ New York Giants	T	3 3
N 7 Green Bay Packers	L	14 24
N 14 Brooklyn Dodgers	W	29 7
N 25 @ Detroit Lions	W	13 0
N 28 Cleveland Rams	W	15 7
D 5 Chicago Cardinals	W	42 28
	201	100

#### PLAYOFFS

D 12 Washington Redskins	L	21 28
--------------------------	---	-------

### 1938 (6-5, .545)

George S. Halas — Coach	Bears	Opp
S 11 Chicago Cardinals	W	16 13
S 18 @ Green Bay Packers	W	2 0
O 2 @ Philadelphia Eagles	W	28 6
O 9 @ Cleveland Rams	L	7 14
O 16 Chicago Cardinals	W	34 28
O 23 Cleveland Rams	L	21 23
O 30 Detroit Lions	L	7 13
N 6 Green Bay Packers	L	17 24
N 13 Washington Redskins	W	31 7
N 20 @ Brooklyn Dodgers	W	24 6
N 24 @ Detroit Lions	L	7 14
	194	148

### 1939 (8-3, .727)

George S. Halas — Coach	Bears	Opp
S 15 Cleveland Rams	W	30 21
S 24 @ Green Bay Packers	L	16 21
O 2 @ Pittsburgh Steelers	W	32 0
O 8 @ Cleveland Rams	W	35 21
O 15 Chicago Cardinals	W	44 7
O 22 @ New York Giants	L	13 16
O 29 Detroit Lions	L	0 10
N 5 Green Bay Packers	W	30 27
N 12 @ Detroit Lions	W	23 13
N 19 Philadelphia Eagles	W	27 14
N 26 Chicago Cardinals	W	48 7
	298	157

### 1940 (8-3, .727)

George S. Halas — Coach	Bears	Opp
S 22 @ Green Bay Packers	W	41 0
S 25 @ Chicago Cardinals	L	7 21
O 6 @ Cleveland Rams	W	21 14
O 13 Detroit Lions	W	7 0
O 20 Brooklyn Dodgers	W	16 7
O 27 @ New York Giants	W	37 21
N 3 Green Bay Packers	W	14 7
N 10 @ Detroit Lions	L	14 17
N 17 @ Washington Redskins	L	3 7
N 24 Cleveland Rams	W	47 25
D 1 Chicago Cardinals	W	31 23
	238	152

#### PLAYOFFS

D 8 @ Washington Redskins	W	73 0
---------------------------	---	------

### 1941 (10-1, .909)

George S. Halas — Coach	Bears	Opp
S 28 @ Green Bay Packers	W	25 17
O 5 @ Cleveland Rams	W	48 21
O 12 Chicago Cardinals	W	53 7
O 19 Detroit Lions	W	49 0
O 26 Pittsburgh Steelers	W	34 7
N 2 Green Bay Packers	L	14 16
N 9 Cleveland Rams	W	31 13
N 16 Washington Redskins	W	35 21
N 23 @ Detroit Lions	W	24 7
N 30 @ Philadelphia Eagles	W	49 14
D 7 @ Chicago Cardinals	W	34 24
	396	147

#### PLAYOFFS

D 14 Green Bay Packers	W	33 14
D 21 New York Giants	W	37 9

### 1942 (11-0, 1,000)

George S. Halas — Coach	Bears	Opp
S 27 @ Green Bay Packers	W	44 28
O 4 @ Cleveland Rams	W	21 7
O 11 Chicago Cardinals	W	41 14
O 18 New York Giants	W	26 7
O 25 Philadelphia Eagles	W	45 14
Heartley "Hunk" Anderson Luke Johnsons — Coaches		
N 1 Detroit Lions	W	16 0
N 8 @ Brooklyn Dodgers	W	35 0
N 15 Green Bay Packers	W	38 7
N 22 @ Detroit Lions	W	42 0
N 29 Cleveland Rams	W	47 0
D 6 @ Chicago Cardinals	W	21 7
	376	84

#### PLAYOFFS

D 13 @ Washington Redskins	L	6 14
----------------------------	---	------

### 1943 (8-1-1, .889)

Heartley "Hunk" Anderson Luke Johnsons — Coaches	Bears	Opp
S 26 @ Green Bay Packers	T	21 21
O 3 @ Detroit Lions	W	27 21
O 10 Chicago Cardinals	W	20 0
O 17 Philadelphia "Steagles"	W	48 21
O 24 Brooklyn Dodgers	W	33 21
O 31 Detroit Lions	W	35 14
N 7 Green Bay Packers	W	21 7
N 14 @ New York Giants	W	56 7
N 21 @ Washington Redskins	L	7 21
N 28 @ Chicago Cardinals	W	35 24
	303	157

#### PLAYOFFS

D 26 Washington Redskins	W	41 21
--------------------------	---	-------

### 1944 (6-3-1, .667)

Heartley "Hunk" Anderson Luke Johnsons — Coaches	Bears	Opp
S 24 @ Green Bay Packers	L	28 42
O 8 @ Cleveland Rams	L	7 19
O 15 Cardinal-Pittsburgh	W	34 7
O 22 Detroit Lions	T	21 21
O 29 Cleveland Rams	W	28 21
N 5 Green Bay Packers	W	21 0
N 12 Boston Yanks	W	21 7
N 19 @ Detroit Lions	L	21 41
N 26 @ Philadelphia Eagles	W	28 7
D 3 @ Cardinal-Pittsburgh	W	49 7
	258	172

### 1945 (3-7, .300)

Heartley "Hunk" Anderson Luke Johnsons — Coaches	Bears	Opp
S 30 @ Green Bay Packers	L	21 31
O 7 @ Cleveland Rams	L	0 17
O 14 Chicago Cardinals	L	7 16
O 21 Cleveland Rams	L	21 41
O 28 @ Detroit Lions	L	10 16
N 4 Green Bay Packers	W	28 24
N 11 Detroit Lions	L	28 35
N 18 @ Washington Redskins	L	21 28
N 25 Pittsburgh Steelers	W	28 7
D 2 @ Chicago Cardinals	W	28 20
	192	235

### 1946 (8-2-1, .800)

George S. Halas — Coach	Bears	Opp
S 29 @ Green Bay Packers	W	30 7
O 6 @ Chicago Cardinals	W	34 17
O 13 Los Angeles Rams	T	28 28
O 20 Philadelphia Eagles	W	21 14
O 27 @ New York Giants	L	0 14
N 3 Green Bay Packers	W	10 7
N 10 @ Los Angeles Rams	W	27 21
N 17 Washington Redskins	W	24 20
N 24 Detroit Lions	W	42 6
D 1 Chicago Cardinals	L	28 35
D 8 @ Detroit Lions	W	45 24
	289	193

#### PLAYOFFS

D 15 @ New York Giants	W	24 14
------------------------	---	-------

### 1947 (8-4, .667)

George S. Halas — Coach	Bears	Opp
S 28 @ Green Bay Packers	L	20 29
O 5 @ Chicago Cardinals	L	7 31
O 12 Philadelphia Eagles	W	40 7
O 19 Detroit Lions	W	33 24
O 26 @ Washington Redskins	W	56 20
N 2 @ Boston Yanks	W	28 24
N 9 Green Bay Packers	W	20 17
N 16 @ Los Angeles Rams	W	41 21
N 23 Pittsburgh Steelers	W	49 7
N 27 @ Detroit Lions	W	34 14
D 7 Los Angeles Rams	L	14 17
D 14 Chicago Cardinals	L	21 30
	363	241

### 1948 (10-2, .833)

George S. Halas — Coach	Bears	Opp
S 26 @ Green Bay Packers	W	45 7
O 4 @ Chicago Cardinals	W	28 17
O 10 Los Angeles Rams	W	42 21
O 17 Detroit Lions	W	28 0
O 24 @ Philadelphia Eagles	L	7 12
O 31 New York Giants	W	35 14
N 7 @ Los Angeles Rams	W	21 6
N 14 Green Bay Packers	W	7 6
N 21 @ Boston Yanks	W	58 17
N 28 Washington Redskins	W	48 14
D 5 @ Detroit Lions	W	42 14
D 12 Chicago Cardinals	L	21 24
	375	151

#### PLAYOFFS

D 12 Chicago Cardinals	L	21 24
------------------------	---	-------

Orange box indicates World Championship.



# History

## All-Time Results

### 1949 (9-3, .750)

George S. Halas — Coach		Bears	Opp
S 25 @ Green Bay Packers	W	17	0
O 2 @ Chicago Cardinals	W	17	7
O 9 @ Los Angeles Rams	L	16	31
O 16 Philadelphia Eagles	W	38	21
O 23 @ New York Giants	L	28	35
O 30 @ Los Angeles Rams	L	24	27
N 6 Green Bay Packers	W	24	3
N 13 Detroit Lions	W	27	24
N 20 @ Washington Redskins	W	31	21
N 24 @ Detroit Lions	W	28	7
D 4 Pittsburgh Steelers	W	30	21
D 11 Chicago Cardinals	W	52	21
		332	218

### 1950 (9-3, .750)

George S. Halas — Coach		Bears	Opp
S 17 @ Los Angeles Rams	W	24	20
S 24 @ San Francisco 49ers	W	32	20
O 1 @ Green Bay Packers	L	21	31
O 15 Chicago Cardinals	W	27	6
O 18 Green Bay Packers	W	28	14
O 29 @ New York Yanks	L	27	38
N 5 @ Detroit Lions	W	35	21
N 12 New York Yanks	W	28	20
N 19 San Francisco 49ers	W	17	0
N 26 Los Angeles Rams	W	24	14
D 3 @ Chicago Cardinals	L	10	20
D 10 Detroit Lions	W	6	3
		279	207

#### PLAYOFFS

D 17 @ Los Angeles Rams	L	14	24
-------------------------	---	----	----

### 1951 (7-5, .583)

George S. Halas — Coach		Bears	Opp
S 30 @ Green Bay Packers	W	31	20
O 7 @ Chicago Cardinals	L	14	28
O 14 New York Yanks	W	24	21
O 21 San Francisco 49ers	W	13	7
O 28 @ Detroit Lions	W	28	23
N 4 @ Washington Redskins	W	27	0
N 11 Detroit Lions	L	28	41
N 18 Green Bay Packers	W	24	13
N 25 @ Cleveland Browns	L	21	42
D 2 Los Angeles Rams	L	17	42
D 9 @ New York Yanks	W	45	21
D 16 Chicago Cardinals	L	14	24
		286	282

### 1952 (5-7, .416)

George S. Halas — Coach		Bears	Opp
S 28 @ Green Bay Packers	W	24	14
O 5 @ Chicago Cardinals	L	10	21
O 12 Dallas Texans	W	38	20
O 19 San Francisco 49ers	L	16	40
O 26 @ Los Angeles Rams	L	7	31
N 2 @ San Francisco 49ers	W	20	17
N 9 Green Bay Packers	L	28	41
N 16 Los Angeles Rams	L	24	40
N 23 Detroit Lions	W	24	23
N 27 @ Dallas Texans	L	23	27
D 7 @ Detroit Lions	L	21	45
D 14 Chicago Cardinals	W	10	7
		245	326

### 1953 (3-8-1, .273)

George S. Halas — Coach		Bears	Opp
S 27 @ Baltimore Colts	L	9	13
O 4 @ Green Bay Packers	W	17	13
O 11 Baltimore Colts	L	14	16
O 18 San Francisco 49ers	L	28	35
O 25 @ Los Angeles Rams	L	24	28
N 1 @ San Francisco 49ers	L	14	24

N 8 Green Bay Packers	T	21	21
N 15 @ Washington Redskins	W	27	24
N 22 Detroit Lions	L	16	20
N 29 Los Angeles Rams	W	24	21
D 6 @ Detroit Lions	L	7	13
D 13 Chicago Cardinals	L	17	24
		218	262

### 1954 (8-4, .667)

George S. Halas — Coach		Bears	Opp
S 26 @ Detroit Lions	L	23	48
O 3 @ Green Bay Packers	W	10	3
O 10 Baltimore Colts	W	28	9
O 17 San Francisco 49ers	L	24	31
O 24 @ Los Angeles Rams	L	38	42
O 31 @ San Francisco 49ers	W	31	27
N 7 Green Bay Packers	W	28	23
N 14 Cleveland Browns	L	10	39
N 21 Baltimore Colts	W	28	13
N 28 Los Angeles Rams	W	24	13
D 5 @ Chicago Cardinals	W	29	7
D 12 Detroit Lions	W	28	24
		301	279

### 1955 (8-4, .667)

George S. Halas — Coach		Bears	Opp
S 25 @ Baltimore Colts	L	17	23
O 2 @ Green Bay Packers	L	3	24
O 9 San Francisco 49ers	L	19	20
O 16 Baltimore Colts	W	38	10
O 23 @ San Francisco 49ers	W	34	23
O 30 @ Los Angeles Rams	W	31	20
N 6 Green Bay Packers	W	52	21
N 13 Los Angeles Rams	W	24	3
N 20 @ Detroit Lions	W	24	14
N 27 @ Chicago Cardinals	L	14	53
D 4 Detroit Lions	W	21	20
D 11 Philadelphia Eagles	W	17	10
		294	251

### 1956 (9-2-1, .818)

John Paddy Driscoll — Coach		Bears	Opp
S 30 @ Baltimore Colts	L	21	28
O 7 @ Green Bay Packers	W	37	21
O 14 San Francisco 49ers	W	31	7
O 21 Baltimore Colts	W	58	27
O 28 @ San Francisco 49ers	W	38	21
N 4 @ Los Angeles Rams	W	35	24
N 11 Green Bay Packers	W	38	14
N 18 Los Angeles Rams	W	30	21
N 25 @ New York Giants	T	17	17
D 2 @ Detroit Lions	L	10	42
D 9 Chicago Cardinals	W	10	3
D 16 Detroit Lions	W	38	21
		363	246

#### PLAYOFFS

D 30 @ New York Giants	L	7	47
------------------------	---	---	----

### 1957 (5-7, .417)

John Paddy Driscoll — Coach		Bears	Opp
S 29 @ Green Bay Packers	L	17	21
O 5 @ Baltimore Colts	L	10	21
O 13 San Francisco 49ers	L	17	21
O 20 Los Angeles Rams	W	34	26
O 27 @ San Francisco 49ers	L	17	21
N 3 @ Los Angeles Rams	W	16	10
N 10 Green Bay Packers	W	21	14
N 17 Baltimore Colts	L	14	29
N 24 @ Detroit Lions	W	27	7
D 1 Washington Redskins	L	3	14
D 8 @ Chicago Cardinals	W	14	6
D 15 Detroit Lions	L	13	21
		203	211

### 1958 (8-4, .667)

George S. Halas — Coach		Bears	Opp
S 27 @ Green Bay Packers	W	34	20
O 4 @ Baltimore Colts	L	38	51
O 12 San Francisco 49ers	W	28	6
O 19 Los Angeles Rams	W	31	10
O 26 @ San Francisco 49ers	W	27	14
N 2 @ Los Angeles Rams	L	35	41
N 9 Green Bay Packers	W	24	10
N 16 Baltimore Colts	L	0	17
N 23 @ Detroit Lions	W	20	7
N 30 @ Pittsburgh Steelers	L	10	24
D 7 Chicago Cardinals	W	30	14
D 14 Detroit Lions	W	21	16
		298	230

### 1959 (8-4, .667)

George S. Halas — Coach		Bears	Opp
S 27 @ Green Bay Packers	L	6	9
O 3 @ Baltimore Colts	W	26	21
O 11 Los Angeles Rams	L	21	28
O 18 Baltimore Colts	L	7	21
O 25 @ San Francisco 49ers	L	17	20
N 1 @ Los Angeles Rams	W	26	21
N 8 Green Bay Packers	W	28	17
N 15 San Francisco 49ers	W	14	3
N 22 @ Detroit Lions	W	24	14
N 29 @ Chicago Cardinals	W	31	7
D 6 Pittsburgh Steelers	W	27	21
D 13 Detroit Lions	W	25	14
		252	196

### 1960 (5-6-1, .455)

George S. Halas — Coach		Bears	Opp
S 25 @ Green Bay Packers	W	17	14
O 2 @ Baltimore Colts	L	7	42
O 9 Los Angeles Rams	W	34	27
O 16 San Francisco 49ers	W	27	10
O 23 @ Los Angeles Rams	T	24	24
O 30 @ San Francisco 49ers	L	7	25
N 13 Baltimore Colts	L	20	24
N 20 Detroit Lions	W	28	7
N 27 Dallas Cowboys	W	17	7
D 4 Green Bay Packers	L	13	41
D 11 @ Cleveland Browns	L	0	42
D 18 @ Detroit Lions	L	0	36
		194	299

### 1961 (8-6, .571)

George S. Halas — Coach		Bears	Opp
S 17 @ Minnesota Vikings	L	13	37
S 23 @ Los Angeles Rams	W	21	17
O 1 @ Green Bay Packers	L	0	24
O 8 @ Detroit Lions	W	31	17
O 15 Baltimore Colts	W	24	10
O 22 San Francisco 49ers	W	31	0
O 29 @ Baltimore Colts	W	21	20
N 5 @ Philadelphia Eagles	L	14	16
N 12 Green Bay Packers	L	28	31
N 19 @ San Francisco 49ers	L	31	41
N 26 Los Angeles Rams	W	28	24
D 3 Detroit Lions	L	15	16
D 10 Cleveland Browns	W	17	14
D 17 Minnesota Vikings	W	52	35
		326	302

# History

## All-Time Results

1962 (9-5, .643)

George S. Halas — Coach	Bears	Opp
S 16 @ San Francisco 49ers	W	30 14
S 23 @ Los Angeles Rams	W	27 23
S 30 @ Green Bay Packers	L	0 49
O 7 @ Minnesota Vikings	W	13 0
O 14 San Francisco 49ers	L	27 34
O 21 Baltimore Colts	W	35 15
O 28 @ Detroit Lions	L	3 11
N 4 Green Bay Packers	L	7 38
N 11 Minnesota Vikings	W	31 30
N 18 @ Dallas Cowboys	W	34 33
N 25 @ Baltimore Colts	W	57 0
D 2 New York Giants	L	24 26
D 9 Los Angeles Rams	W	30 14
D 16 Detroit Lions	W	3 0
	321	287

1963 (11-1-2, .917)

George S. Halas — Coach	Bears	Opp
S 15 @ Green Bay Packers	W	10 3
S 22 @ Minnesota Vikings	W	28 7
S 29 @ Detroit Lions	W	37 21
O 6 Baltimore Colts	W	10 3
O 13 @ Los Angeles Rams	W	52 14
O 20 @ San Francisco 49ers	L	14 20
O 27 Philadelphia Eagles	W	16 7
N 3 @ Baltimore Colts	W	17 7
N 10 Los Angeles Rams	W	6 0
N 17 Green Bay Packers	W	26 7
N 24 @ Pittsburgh Steelers	T	17 17
D 1 Minnesota Vikings	T	17 17
D 8 San Francisco 49ers	W	27 17
D 15 Detroit Lions	W	24 14
	301	144

### PLAYOFFS

D 29 New York Giants	W	14 10
----------------------	---	-------

1964 (5-9, .357)

George S. Halas — Coach	Bears	Opp
S 13 @ Green Bay Packers	L	12 23
S 20 @ Minnesota Vikings	W	34 28
S 27 @ Baltimore Colts	L	0 52
O 4 @ San Francisco 49ers	L	21 31
O 11 Los Angeles Rams	W	38 17
O 18 Detroit Lions	L	0 10
O 25 @ Washington Redskins	L	20 27
N 1 Dallas Cowboys	L	10 24
N 8 Baltimore Colts	L	24 40
N 15 @ Los Angeles Rams	W	34 24
N 22 San Francisco 49ers	W	23 21
N 26 @ Detroit Lions	W	27 24
D 5 Green Bay Packers	L	3 17
D 13 Minnesota Vikings	L	14 41
	260	379

Orange box indicates World Championship.

## ALL-TIME PRACTICE SQUAD

Age, Louis (T)	1992	Fryzel, Jimmy (WR)	2003	Martin, Chris (CB)	1996
Allen, James (RB)	1998	Gaines, Teddy (CB)	2002	Matthews, Shane (QB)	1993
Allen, Tremayne (TE)	1997-98	Garay, Antonio (DT)	2005	Matthews, Roshawn (LB)	2001
Amos, Willie (DB)	2005	Gilmore, John (TE)	2002	Matusz, Roman (T)	1990
Anderson, Bryan (G)	2003-04	Gonzalez, Dan (QB)	1999	McCardell, Keenan (WR)	1993
Anelli, Mark (TE)	2003	Goolsby, Brian (FB)	1999	McKie, Jason (FB)	2003
Ashman, Duane (DE)	1998	Gowins, Brian (K)	1999	McMillon, Todd (CB)	2000-01
Babers, Rod (CB)	2005	Green, Jamaal (DE)	2005	Merritt, Ahmad (WR)	2000-01
Backes, Tom (DT)	1991	Grice, Shane (G)	2001	Miller, Chris (WR)	1997
Ballard, Derrick (LB)	2004	Harrell, Reggie (WR)	2005	Miller, David (G)	2004
Baron, James (DL)	1998	Harris, Willie (WR)	1993	Mitchell, Qasim (T)	2003
Beck, Tom (QB)	1998	Harrison, Todd (TE)	1992	Newkirk, Robert (DT)	2000
Bell, Shonn (TE)	2000	Hartsell, Mark (QB)	2000	Norman, Todd (OL)	1994
Belton, Keith (RB)	2005	Hicks, Dwone (RB)	2003	North, Ramondo (WR)	2001
Bero, Brian (FB)	1989	Hicks, Michael (RB)	1996-97	Oakley, Anthony (OL)	2005
Bennett, Brandon (RB)	1995-96	Hill, Eric (WR)	2005	O'Sullivan, J.T. (QB)	2005
Bowens, Fabien (WR)	1995-96	Hillmeyer, Hunter (LB)	2003	Pearson, Pepe (RB)	1998
Bragg, Craig (WR)	2005	Hollowell, T.J. (LB)	2005	Polk, Octus (OL)	1995-96
Brewer, Dewell (FB)	1993	Holmes, Janet (K)	1999	Price, Terry (DT)	1990
Brooks, Macey (WR)	1998	Houston, Harrison (WR)	1995	Primus, Greg (WR)	1994
Burger, Todd (G)	1993	Howard, Bobbie (LB)	2000	Randolph, Charles (TE)	1996
Cain, Jeremy (LB)	2004-05	Hyché, Steve (LB)	1989	Ray, Rodney (DB)	1996
Campbell, Darrell (DT)	2005	Idonije, Israel (DT)	2003	Reese, Marcus (LB)	2003
Carter, Daryl (LB)	1997	Ihnat, Eric (TE)	1991	Russell, Fred (RB)	2004
Cerqua, Marq (LB)	2002	Ireland, Darwin (LB)	1995	Sanford, Sulecio (WR)	1999
Chambers, Marlon (TE, DE)	1999	Ivlow, John (FB)	1993	Schumacher, Jerry (LB)	2004
Christian, Bob (FB)	1992	Jefferson, Jason (DT)	2005	Schwartz, Jim (LB)	1992-93
Cobb, Trevor (FB)	1994	Jenkins, Kerry (T)	1997	Shepherd, Edell (WR)	2002
Cohen, Dustin (LB)	2000	Johnson, Ben (G)	2004	Shepherd, Gannon (T)	2000
Coleman, Mill (WR)	1995-96	Johnson, Eric (DB)	2001-02	Smith, Eric (WR)	1997
Coleman, Quincy (CB)	1998	Johnson, Kiah (LB)	2002	Smith, Quintin (WR)	1990
Coleman, Travis (CB)	2002	Johnson, Tim (LB)	2001	Snyder, Brent (QB)	1990
Coley, James (TE)	1989	Jones, Carlos (CB)	1999	Spencer, Willie (WR)	2001
Collier, Ervin (DT)	1994-95	Jones, Danté (LB)	1990	Streeter, George (S)	1989
Cooper, D.J. (DE)	2000	Jones, Jermaine (CB)	1999	Tafuya, Joe (DE)	2001
Cousin, Terry (CB)	1997	Jones, Tyler (K)	2005	Taylor, Aaron (G)	1998
Dawson, Curry (DT)	2002	Joseph, Dwayne (CB)	1994	Taylor, Brian (CB)	1989
Deliganis, Harry (DL)	1998	Justin, Paul (QB)	1991	Tugbenoh, Mawuko (LB)	2000
Demaree, Chris (DE)	2002-03	Kashama, Alain (DE)	2004	Waddle, Tom (WR)	1989
Diggs, Carl (LB)	2004	Kelly, Kareem (WR)	2004	Wagner, Barry (WR)	1992
Dirwiddie, Ryan (QB)	2004	King, Jerome (DE)	2000	Warner, Josh (C/G)	2002
Dorsey, Quinn (DE)	2004	Kmet, Frank (DL/OL)	1993	Warner, Ron (DE)	1999
Draft, Chris (LB)	1998	Leatherwood, Frank (TE)	2000	Washburn, Cliff (DE)	2003
Dragos, Scott (FB)	1999	Lee, Mark (DT)	1997	Washington, Damon (FB)	1999
Droege, Rob (T)	2005	Lemons, Devin (LB)	2001	Wetnight, Ryan (TE)	1993
Dulaney, Mike (FB)	1995	Lethridge, Zebbie (CB)	1999	Whelan, Tom (K/P)	1990
Edwards, Brian (RB)	2000	Lies, Michael (T)	2000	Williams, Brad (G)	2000
Elliott, Jamin (WR)	2002	Lindstrom, Gabe (P)	2005	Williams, Tyrone (DL)	1997
Finn, Jim (FB)	1999	Long, Khari (DE)	2005	Wise, Ty (C)	2000
Fletcher, Bryan (TE)	2002	Lott, James (CB)	1990-91	Wright, Eric (WR)	1991-92
Fontenot, Chris (TE)	2000	Mackey, Chad (WR)	1999	Young, Adam (TE)	2001
Forbes, Marlon (CB)	1995-96	Marshall, Alfonso (CB)	2004	Zitelli, Emmett (C)	1997
Foreman, Tyree (FB)	2002	Marshall, Anthony (S)	1994		



# History

## All-Time Results

### 1965 CHICAGO BEARS STATISTICS

**Record: 9-5, .643**

**3rd Place, Western Conf.**

**Head Coach: George S. Halas**

09/19	L	24-52	at San Francisco	33,211
09/25	L	29-30	at L.A. Rams	36,359
10/03	L	14-23	at Green Bay	50,852
10/10	W	31-6	L.A. Rams	45,760
10/17	W	45-37	at Minnesota	47,426
10/24	W	38-10	Detroit	45,658
10/31	W	31-10	Green Bay	45,664
11/07	L	21-26	Baltimore	45,656
11/14	W	34-13	St. Louis	45,663
11/21	W	17-10	at Detroit	51,499
11/28	W	35-14	at N.Y. Giants	62,933
12/05	W	13-10	at Baltimore	60,238
12/12	W	61-20	San Francisco	46,278
12/19	L	17-24	Minnesota	46,604

	Bears	Opp
<b>TOTAL FIRST DOWNS</b>	<b>257</b>	<b>244</b>
Rushing	132	87
Passing	110	136
Penalty	15	21
3rd Down: Made/Att	NA	NA
3rd Down Pct.	NA	NA
4th Down: Made/Att	NA	NA
4th Down Pct.	NA	NA
<b>TOTAL NET YARDS</b>	<b>4897</b>	<b>4268</b>
Avg. Per Game	350	305
Total Plays	870	884
Avg. Per Play	5.6	4.8
<b>NET YARDS RUSHING</b>	<b>2131</b>	<b>1530</b>
Avg. Per Game	152	109
Total Rushes	479	400
<b>NET YARDS PASSING</b>	<b>2766</b>	<b>2738</b>
Avg. Per Game	198	196
Sacked/Yards Lost	30/254	40/348
Gross Yards	3020	3086
Att./Completions	361/201	444/217
Completion Pct.	55.7	48.9
Had Intercepted	12	20
<b>PUNTS/AVERAGE</b>	<b>58/42.7</b>	<b>65/42.3</b>
<b>NET PUNTING AVG.</b>	<b>NA</b>	<b>NA</b>
<b>PENALTIES/YARDS</b>	<b>96/826</b>	<b>68/611</b>
<b>FUMBLES</b>	<b>33</b>	<b>33</b>
<b>TOUCHDOWNS</b>	<b>54</b>	<b>33</b>
Rushing	27	15
Passing	22	18
Returns	5	0

Score by Period	1	2	3	4	Tot
BEARS	64	99	93	153	409
OPPONENTS	35	90	64	86	275

**SCORING** TDs: Ru-Pa-R K-PAT FG 2pt Pts

Sayers	22	14	6	2		0	132	
Leclerc	0	0	0	0	52/52	11/26	0	85
Arnett	5	5	0	0			30	
Bull	4	3	1	0			24	
J. Jones	4	0	4	0			24	
J. Morris	4	0	4	0			24	
Bukich	3	3	0	0			18	
Gordon	3	0	3	0			18	
Bivins	2	0	2	0			12	
Ditka	2	0	2	0			12	
Livingston	2	0	2	0			12	
Taylor	1	0	0	1			6	
McRae	1	0	0	1			6	
Whitsett	1	0	0	1			6	
BEARS	54	27	22	5	52/52	11/26	0	409
OPPONENTS	33	15	18	0	30/33	15/24	1	275

**RUSHING** No Yds Avg Lg TD

Sayers	166	867	5.2	61t	14
Bull	91	417	4.6	33t	3
Arnett	102	363	3.6	24t	5
Livingston	63	363	5.8	30	2
Marconi	19	47	2.5	10	0
Bukich	28	33	1.2	24	3
Wade	5	18	3.6	16	0
J. Jones	2	13	6.5	7	0
Gordon	2	10	5.0	6	0
Kurek	1	0	0.0	0	0
<b>BEARS</b>	<b>479</b>	<b>2131</b>	<b>4.4</b>	<b>61t</b>	<b>27</b>
<b>OPPONENTS</b>	<b>400</b>	<b>1530</b>	<b>3.8</b>	<b>NA</b>	<b>15</b>

**RECEIVING** No Yds Avg Lg TD

J. Morris	53	846	15.9	80t	4
Ditka	36	454	12.6	44	2
Sayers	29	507	17.5	80t	6
J. Jones	21	350	16.7	54	4
Bull	16	186	11.6	41	1
Gordon	13	279	21.5	51	3
Livingston	12	134	11.2	30	0
Arnett	12	114	9.5	30	0
Bivins	4	108	27.0	52t	2
Marconi	4	43	10.8	29	0
Martin	1	-1	-1.0	-1	0
<b>BEARS</b>	<b>201</b>	<b>3020</b>	<b>10.0</b>	<b>80t</b>	<b>22</b>
<b>OPPONENTS</b>	<b>150</b>	<b>3086</b>	<b>14.9</b>	<b>77</b>	<b>18</b>

PUNTING	No	Yds	Avg	Net	TB	In	Lg	B
Green	58	2479	42.7					66
<b>BEARS</b>	<b>58</b>	<b>2479</b>	<b>42.7</b>					<b>66</b>
<b>OPPONENTS</b>	<b>65</b>	<b>2750</b>	<b>42.3</b>					<b>NA</b>

**INTS** No Yds Avg Lg TD

Bulkus	5	84	16.8	38	0
McRae	4	116	29.0	89t	1
Whitsett	4	67	16.8	32	1
Petibon	2	22	11.0	18	0
Fortunato	2	0	0.0	0	0
Evey	1	15	15.0	15	0
Taylor	1	3	3.0	3	0
Atkins	1	0	0.0	0	0
<b>BEARS</b>	<b>20</b>	<b>307</b>	<b>15.4</b>	<b>89t</b>	<b>2</b>
<b>OPPONENTS</b>	<b>12</b>	<b>219</b>	<b>18.3</b>	<b>NA</b>	<b>NA</b>

**KO RETURNS** No Yds Avg Lg TD

Sayers	21	660	31.4	96t	1
Gordon	14	242	17.3	41	0
Arnett	5	150	30.0	77	0
Livingston	2	66	33.0	66	0
Smith	1	17	17.0	17	0
Kurek	1	11	11.0	11	0
Leclerc	1	0	0.0	0	0
<b>BEARS</b>	<b>52</b>	<b>1132</b>	<b>21.8</b>	<b>96t</b>	<b>1</b>
<b>OPPONENTS</b>	<b>38</b>	<b>921</b>	<b>24.3</b>	<b>86</b>	<b>1</b>

**PUNT RET.** Ret FC Yds Avg Lg TD

Sayers	16	9	238	14.9	85t	1
Arnett	11	4	52	4.7	22	0
Smith	1	0	2	2.0	2	0
Gordon	1	0	-3	-3.0	-3	0
<b>BEARS</b>	<b>29</b>	<b>13</b>	<b>289</b>	<b>9.9</b>	<b>85t</b>	<b>1</b>
<b>OPPONENTS</b>	<b>22</b>	<b>14</b>	<b>123</b>	<b>5.6</b>	<b>NA</b>	<b>NA</b>

PASSING	Att	Cmp	Yds	Cmp%	Yd/Att	TD	TD%	Int	Int%	Lg	Sack/Lost	Rating
Bukich	312	176	2641	56.4	8.46	20	6.4	9	2.9	80t	25/214	93.7
Wade	41	20	204	48.8	4.98	0	0.0	2	4.9	29	5/40	43.1
Bull	3	2	63	66.7	21.00	0	0.0	0	0.0	54	0/0	109.7
Sayers	3	2	53	66.7	17.67	1	33.3	1	33.3	27	0/0	109.7
Arnett	2	1	59	50.0	29.50	1	50.0	0	0.0	59t	0/0	135.4
<b>BEARS</b>	<b>361</b>	<b>201</b>	<b>3020</b>	<b>55.7</b>	<b>8.37</b>	<b>22</b>	<b>6.1</b>	<b>12</b>	<b>3.3</b>	<b>80t</b>	<b>30/254</b>	<b>89.8</b>
<b>OPPONENTS</b>	<b>444</b>	<b>217</b>	<b>2738</b>	<b>48.9</b>	<b>6.17</b>	<b>18</b>	<b>4.1</b>	<b>20</b>	<b>4.5</b>	<b>NA</b>	<b>40/348</b>	<b>63.3</b>

# History All-Time Results



## 1966 CHICAGO BEARS STATISTICS

**Record: 5-7-2, .429**

**5th Place, Western Conf.**

**Head Coach: George S. Halas**

09/11	L	3-14	at Detroit	52,225
09/16	L	17-31	at L.A. Rams	59,916
10/02	W	13-10	at Minnesota	47,426
10/09	W	27-17	BALTIMORE	47,452
10/16	L	0-17	GREEN BAY	48,573
10/23	W	17-10	L.A. RAMS	47,475
10/31	L	17-24	at St. Louis	49,516
11/06	T	10-10	DETROIT	47,041
11/13	T	30-30	SAN FRANCISCO	47,078
11/20	L	6-13	at Green Bay	50,861
11/27	W	23-6	ATLANTA	44,777
12/04	L	16-21	at Baltimore	60,238
12/11	L	14-41	at San Francisco	37,170
12/18	W	41-28	MINNESOTA	45,191

	<b>BEARS</b>	<b>OPP</b>
<b>TOTAL FIRST DOWNS</b>	<b>196</b>	<b>239</b>
Rushing	96	102
Passing	85	116
Penalty	15	21
3rd Down: Made/Att	44/182	67/198
3rd Down Pct.	24.2	33.8
4th Down: Made/Att	5/13	8/14
4th Down Pct.	38.5	57.1
<b>TOTAL NET YARDS</b>	<b>3699</b>	<b>3971</b>
Avg. Per Game	264.2	283.6
Total Plays	801	872
Avg. Per Play	4.6	4.6
<b>NET YARDS RUSHING</b>	<b>1927</b>	<b>1604</b>
Avg. Per Game	137.6	114.6
Total Rushes	463	466
<b>NET YARDS PASSING</b>	<b>1966</b>	<b>2600</b>
Avg. Per Game	140.4	185.7
Sacked/Yards Lost	29/244	29/233
Gross Yards	2210	2833
Att./Completions	338/159	406/202
Completion Pct.	47.0	49.8
Had Intercepted	15	23
<b>PUNTS/AVERAGE</b>	<b>80/41.9</b>	<b>71/42.4</b>
<b>NET PUNTING AVG.</b>	<b>37.9</b>	<b>39.9</b>
<b>PENALTIES/YARDS</b>	<b>80/714</b>	<b>71/686</b>
<b>FUMBLES/BALL LOST</b>	<b>26/12</b>	<b>35/23</b>
<b>TOUCHDOWNS</b>	<b>26</b>	<b>34</b>
Rushing	16	21
Passing	10	13

Score by Period	1	2	3	4	Tot
BEARS	75	57	26	76	234
OPPONENTS	59	79	62	72	272

SCORING	Tds: Ru-Pa-R	K-PAT	FG	2pt	Pts
Ledercer	0	0	0	0	24/25 18/30 0 78
Sayers	12	8	2	2	0 72
Jones	5	0	5	0	0 30
Bukich	2	2	0	0	0 12
Ditka	2	0	2	0	0 12
Arnett	1	1	0	0	0 6
Fortunato	1	0	0	1	0 6
Gordon	1	0	1	0	0 6
Kurek	1	1	0	0	0 6
O'Bradovich	1	0	0	1	0 6
BEARS	26	12	10	4	24/25 18/30 0 234
OPPONENTS	34	13	13	8	32/33 12/29 0 272

RUSHING	No	Yds	Avg	Lg	TD
Sayers	229	1231	5.4	58t	8
Bull	100	318	3.2	13	0
Arnett	55	178	3.2	21	1
Kurek	52	179	3.4	12	1
Bukich	18	14	0.8	12t	2
Piccolo	3	12	4.0	5	0
Marconi	3	5	1.6	3	0
Gordon	1	2	2.0	2	0
Rakestraw	1	-5	-5.0	-5	0
Jones	1	-7	-7.0	-7	0
BEARS	463	1927	4.2	58t	12
OPPONENTS	466	1604	3.4	30	21

RECEIVING	No	Yds	Avg	Lg	TD
Sayers	34	447	13.1	80t	2
Ditka	32	378	11.8	30	2
Jones	28	504	18.0	80t	5
Bull	20	174	8.7	28	0
Gordon	15	210	14.0	40t	1
Kurek	10	178	17.8	49	0
Arnett	10	42	4.2	11	0
Morris	5	49	9.9	15	0
Allen	3	28	9.3	14	0
Bivins	2	6	3.0	4	0
BEARS	159	1966	12.4	80t	10
OPPONENTS	202	2600	12.9	84t	13

PASSING	Att	Cmp	Yds	Cmp%	Yd/Att	TD	Int	Int%	Lg	Sack/Lost	Rating	
Bukich	309	147	1858	47.6	6.01	10	3.2	21	6.8	80t	26/211	49.3
Wade	21	9	79	42.9	3.76	0	0.0	1	4.8	14	0/0	33.6
Sayers	6	2	58	33.3	9.67	0	0.0	1	16.7	39	0/0	36.6
Bull	1	1	21	100.0	21.0	0	0.0	0	0.0	21	0/0	118.8
Arnett	1	0	0	0.0	0.0	0	0.0	0	0.0	0	0/0	00.0
Rakestraw	0	0	0	0.0	0.0	0	0.0	0	0.0	0	3/33	00.0
BEARS	338	159	1966	47.0	5.82	10	3.0	23	6.8	80t	29/244	47.0
OPPONENTS	406	202	2600	49.8	6.40	13	3.2	15	3.7	84t	29/233	65.5

PUNTING	No	Yds	Avg	Net	TB	In	Lg	B
Green	80	3358	41.9	37.9	4	12	69	0
BEARS	80	3358	41.9	37.9	4	12	69	0
OPPONENTS	71	3010	42.4	39.9	4	22	70	0

INTS	No	Yds	Avg	Lg	TD
Pettibon	4	34	8.5	20	0
Whitsett	3	44	14.7	21	0
McRae	3	53	17.7	53	0
Taylor	1	15	15.0	15	0
Butkus	1	3	3.0	3	0
Atkins	1	3	3.0	3	0
Fortunato	1	3	3.0	3	0
Gentry	1	0	0.0	0	0
BEARS	15	155	10.3	53	0
OPPONENTS	23	426	18.5	94t	6

KO RETURNS	No	Yds	Avg	Lg	TD
Sayers	23	718	31.2	93t	2
Gordon	19	521	27.4	94	0
Arnett	2	39	19.5	25	0
Butkus	3	32	10.7	18	0
Taylor	1	3	3.0	3	0
Brown	0	28	28.0	28	0
BEARS	48	1341	27.9	94	2
OPPONENTS	49	1055	21.5	80	0

PUNT RET.	Ret	FC	Yds	Avg	Lg	TD
Arnett	15	10	58	3.9	13	0
Sayers	6	11	44	7.3	27	0
Gordon	4	2	-5	-1.3	0	0
BEARS	25	23	97	3.9	27	0
OPPONENTS	46	16	250	5.4	44t	1

## WRIGLEY RECORD

The Bears' all-time record at Wrigley Field stands at 221-89-22, a total of 332 games, 330 as the home team. (Two of those victories came with the Bears as the "road" team: twice in 1920 against the Chicago Tigers). The 330 Bears' home games at Wrigley Field appears to be a National Football League record, though unofficial. The Bears-Wrigley connection edges out Cleveland's Municipal Stadium as host for 324 home games of the Cleveland Browns, from 1950 through 1995. As the reincarnation of the Cleveland Browns play in a new stadium since their return in 1999, the Bears-Wrigley "record" appears safe.

In fact, Wrigley Field has hosted a total of **342 NFL games**: 330 Bears home games, five home games of the Chicago Tigers in 1920, and seven home games of the Chicago Cardinals in 1931 and 1932. Besides the Browns' 324 home games at Cleveland's Municipal Stadium, the Cleveland Indians played two home games there in 1931, and the Cleveland Rams played sixteen home contests in 1937 and 1939-1941. Municipal Stadium appears to have hosted a total of 342 total NFL games—same as Wrigley Field.





### 1967 CHICAGO BEARS STATISTICS

**Record: 7-6-1, .538**

**2nd Place, Central**

**Head Coach: George S. Halas**

09/17	L	13-41	at Pittsburgh	53,365
09/24	L	10-13	at Green Bay	50,861
10/01	W	17-7	at Minnesota	44,868
10/08	L	3-24	BALTIMORE	47,190
10/15	W	14-13	DETROIT	46,024
10/22	L	0-24	at Cleveland	83,183
10/29	L	17-28	L.A. RAMS	46,073
11/05	W	27-13	at Detroit	55,806
11/12	W	34-7	N.Y. GIANTS	46,223
11/19	W	30-3	ST. LOUIS	47,147
11/26	L	13-17	GREEN BAY	47,513
12/03	W	28-14	at San Francisco	25,613
12/10	T	10-10	MINNESOTA	40,110
12/17	W	23-14	at Atlanta	54,107

<b>TOTAL FIRST DOWNS</b>	<b>175</b>	<b>215</b>
Rushing	98	91
Passing	62	98
Penalty	15	26
3rd Down Made/Att	NA	NA
3rd Down Pct.	NA	NA
4th Down Made/Att	NA	NA
4th Down Pct.	NA	NA
<b>TOTAL NET YARDS</b>	<b>3293</b>	<b>3406</b>
Avg. Per Game	235.2	243.3
Total Plays	757	789
Avg. Per Play	4.4	4.3
<b>NET YARDS RUSHING</b>	<b>1852</b>	<b>1534</b>
Avg. Per Game	132	110
Total Rushes	489	419
<b>NET YARDS PASSING</b>	<b>1441</b>	<b>1875</b>
Avg. Per Game	102.9	133.9
Sacked/Yards Lost	27/232	30/271
Gross Yards	1673	2146
Att./Completions	268/131	370/168
Completion Pct.	48.9	42.6
Had Intercepted	18	28
<b>PUNTS/AVERAGE</b>	<b>79/42.9</b>	<b>77/41.3</b>
<b>NET PUNTING AVG.</b>	<b>NA</b>	<b>NA</b>
<b>PENALTIES/YARDS</b>	<b>98/953</b>	<b>82/782</b>
<b>FUMBLES/BALL LOST</b>	<b>25/14</b>	<b>23/16</b>
<b>TOUCHDOWNS</b>	<b>29</b>	<b>27</b>
Rushing	12	12
Passing	9	14
Returns	8	1

Score by Period	1	2	3	4	Tot
BEARS	68	81	56	34	239
OPPONENTS	41	48	54	75	218

RUSHING	No	Yds	Avg	Lg	TD
Sayers	186	880	4.5	70	7
Piccolo	86	317	3.7	31	0
Concannon	67	279	4.2	31	3
Bull	61	176	2.9	11	0
Kurek	37	112	3.0	13	0
Rakestraw	11	42	3.8	20	2
Livingston	30	41	1.4	6	0
J. Jones	4	19	4.8	24	0
Morris	1	6	6.0	6	0
Gordon	3	-7	-2.3	9	0
Bukich	4	-13	-3.3	2	0
BEARS	489	1652	3.8	70	12
OPPONENTS	419	1534	3.7	-	12

RECEIVING	No	Yds	Avg	Lg	TD
Gordon	31	524	16.8	93	5
Morris	20	231	11.6	31	1
Bull	18	250	13.9	63	1
Sayers	16	126	7.9	32	1
Piccolo	13	103	7.9	25	0
Denney	12	113	9.4	19	0
J. Jones	7	138	19.7	34	0
Livingston	5	62	12.4	38	0
Kurek	5	30	6.0	8	0
R. Jones	3	80	26.6	41	1
Stoepl	1	6	6.0	6	0
BEARS	131	1663	12.7	93	9
OPPONENTS	168	2146	12.8	-	14

INTS	No	Yds	Avg	Lg	TD
B. McCrae	5	94	18.8	34	2
Petitbon	5	73	14.6	35	0
R. Taylor	5	19	3.8	10	0
Gentry	4	25	6.3	17	0
Buffone	3	39	13.0	22	0
Cornish	2	10	5.0	6	0
J. Taylor	1	27	27.0	27	0
Bukich	1	24	24.0	24	0
Brown	1	23	23.0	23	0
Amisler	1	0	0.0	0	0
BEARS	28	332	11.9	35	2
OPPONENTS	18	246	13.7	-	1

PASSING	Att	Cmp	Yds	Cmp%	Yd/Att	TD	TD%	Int	Int%	Lg	Sack/Lost	Rating
Concannon	186	92	1260	49.5	6.77	6	3.2	14	7.5	93	19/168	50.9
Bukich	33	18	185	54.5	5.61	0	0.0	2	6.1	30	5/42	45.6
Rakestraw	44	21	228	47.7	5.18	3	6.8	2	4.5	34	2/15	67.2
Sayers	5	0	0	0.0	0.0	0	0.0	0	0.0	0	0/0	39.6
Petitbon	0	0	0	0.0	0.0	0	0.0	0	0.0	0	1/7	0.0
BEARS	268	131	1673	48.9	6.24	9	3.4	18	6.7	93	27/232	52.0
OPPONENTS	370	168	2146	45.4	5.80	14	3.8	28	7.6	-	30/271	45.2

PUNTING	No	Yds	Avg	Net	TB	In	Lg	B
Green	79	3392	42.9					68
BEARS	79	3392	42.9					68
OPPONENTS	77	3180	41.3					NA

KO RETURNS	No	Yds	Avg	Lg	TD
Sayers	16	603	37.7	103	3
Gordon	16	397	24.8	32	0
Kurek	5	81	16.2	25	0
Dodd	3	34	11.3	24	0
Brown	2	34	17.0	17	0
J. Taylor	1	8	8.0	8	0
Knewald	1	0	0.0	0	0
Kuechenberg	1	0	0.0	0	0
Jackson	1	0	0.0	0	0
Stoepl	1	0	0.0	0	0
BEARS	47	1157	24.6	103	3
OPPONENTS	52	1064	20.5	-	0

PUNT RET.	Ret	FC	Yds	Avg	Lg	TD
Gordon	12	12	82	6.8	43	0
Morris	4	4	24	6.0	15	0
Sayers	3	8	80	26.7	58	1
Dodd	3	4	8	2.7	6	0
BEARS	22	28	194	8.8	58	1
OPPONENTS	41	19	168	4.1	-	0

### BEARS STADIUM RECORD BREAKDOWN

The Bears' combined record at Soldier Field (old and new) stands at 153-102-1. The Bears have also played home games at Decatur (1921, victory over Rock Island); DePaul (1925, victory over Hammond); Mills (1930, tie versus Brooklyn); Loyola (1931, victory over Cleveland); Chicago Stadium (1932, victory over Portsmouth); Dyché Stadium (1970, victory over Philadelphia); and Memorial Stadium in Champaign (2002).

- Bears' record at Wrigley Field: **221-89-22 (.713)**
- Bears' home record at Wrigley Field: **219-89-22 (.711)**
- Bears' record at Soldier Field (through 2001): **147-100-1 (.595)**
- Bears' record at Soldier Field (since 2003): **15-9 (.625)**
- Bears' record at Memorial Stadium (2002): **3-5 (.375)**
- Bears' combined home record: **384-203-23 (.648)**

# History All-Time Results



## 1968 CHICAGO BEARS STATISTICS

**Record: 7-7, .500**

**2nd Place, NFC Central**  
**Head Coach: Jim Dooley**

09/15	L	28-38	WASHINGTON	41,321
09/22	L	0-42	at Detroit	50,688
09/29	W	27-17	at Minnesota	47,644
10/6	L	7-28	at Baltimore	60,238
10/13	L	10-26	DETROIT	46,996
10/20	W	29-16	at Philadelphia	60,588
10/27	W	26-24	MINNESOTA	46,562
11/03	W	13-10	at Green Bay	50,861
11/10	W	27-19	SAN FRANCISCO	46,978
11/17	L	13-36	ATLANTA	44,214
11/24	L	3-14	DALLAS	46,667
12/01	W	23-17	at New Orleans	78,285
12/08	W	17-16	at L.A. Rams	66,368
12/15	L	27-28	GREEN BAY	46,435

<b>TOTAL FIRST DOWNS</b>	<b>219</b>	<b>240</b>
Rushing	121	102
Passing	78	102
Penalty	20	36
3rd Down Made/Att	NA	NA
3rd Down Pct.	NA	NA
4th Down Made/Att	NA	NA
4th Down Pct.	NA	NA
<b>TOTAL NET YARDS</b>	<b>4058</b>	<b>4371</b>
Avg. Per Game	289.9	312.2
Total Plays	857	899
Avg. Per Play	4.7	4.9
<b>NET YARDS RUSHING</b>	<b>2377</b>	<b>1704</b>
Avg. Per Game	169.8	121.7
Total Rushes	500	427
<b>NET YARDS PASSING</b>	<b>1681</b>	<b>2667</b>
Avg. Per Game	135.9	171.7
Sacked/Yards Lost	24/187	30/226
Gross Yards	NA	NA
Att./Completions	343/158	333/172
Completion Pct.	46.1	51.7
Had Intercepted	18	21
<b>PUNTS/AVERAGE</b>	<b>66/38.0</b>	<b>66/40.1</b>
<b>NET PUNTING AVG.</b>	<b>NA</b>	<b>NA</b>
<b>PENALTIES/YARDS</b>	<b>113/1194</b>	<b>91/896</b>
<b>FUMBLES/BALL LOST</b>	<b>28/12</b>	<b>20/16</b>
<b>TOUCHDOWNS</b>	<b>25</b>	<b>43</b>
Rushing	14	17
Passing	10	25
Returns	1	1

PASSING	Att	Cmp	Yds	Cmp%	Yd/Att	TD	TD%	Int	Int%	Lg	Sack/Lost	Rating
Concannon	143	71	715	49.7	5.00	5	3.5	9	6.3	51	9/72	49.7
Carter	122	55	769	45.1	6.30	4	3.3	5	4.1	50	6/45	59.8
Rakestraw	67	30	361	44.7	5.39	1	1.5	7	10.4	80	6/49	27.2
Bukich	7	2	23	28.6	3.29	0	0.0	0	0.0	13	3/21	40.8
Sayers	2	0	0	0.0	0.00	0	0.0	0	0.0	0	0/0	39.6
Kilgore	1	0	0	0.0	0.00	0	0.0	0	0.0	0	0/0	39.6
Bull	1	0	0	0.0	0.00	0	0.0	0	0.0	0	0/0	39.6
<b>BEARS</b>	<b>343</b>	<b>158</b>	<b>1681</b>	<b>46.1</b>	<b>4.90</b>	<b>10</b>	<b>2.9</b>	<b>21</b>	<b>6.1</b>	<b>80</b>	<b>24/187</b>	<b>45.1</b>
<b>OPPONENTS</b>	<b>333</b>	<b>172</b>	<b>2667</b>	<b>51.7</b>	<b>8.01</b>	<b>25</b>	<b>7.5</b>	<b>18</b>	<b>5.4</b>	<b>99t</b>	<b>30/226</b>	<b>81.0</b>

Score by Period	1	2	3	4	OT	Tot
BEARS	68	95	27	60	0	250
OPPONENTS	88	137	60	68	0	333

SCORING	Ds:Ru-Pa-R	K-PAT	FG	2pt	Pts
Percival	0	0	0	0	25/25 25/36
Carter	4	4	0	0	0 24
Gordon	4	0	4	0	0 24
Bull	3	3	0	0	0 18
Concannon	2	2	0	0	0 12
Sayers	2	2	0	0	0 12
Piccolo	2	2	0	0	0 12
Denney	2	0	2	0	0 12
Wallace	2	0	2	0	0 12
Turner	2	0	2	0	0 12
Kurek	1	1	0	0	0 6
R. Taylor	1	0	0	1	0 6
BEARS	25	14	10	1	25/25 25/36
OPPONENTS	43	17	25	1	38/40 11/31
	0	0	0	0	0 333

RUSHING	No	Yds	Avg	Lg	TD
Sayers	138	856	6.2	63	2
Bull	107	472	4.4	24	3
Piccolo	123	450	3.7	19	2
Carter	48	265	5.5	31	4
Concannon	28	104	3.7	16	2
Kurek	17	95	5.6	23	1
Wallace	3	29	9.7	18	0
Lyle	4	28	7.0	26	0
Livingston	7	25	3.6	8	0
Hull	12	22	1.8	12	0
Turner	2	16	8.0	14	0
Rakestraw	9	12	1.3	7	0
Green	1	4	4.0	4	0
Denney	1	-1	-1.0	-1	0
<b>BEARS</b>	<b>500</b>	<b>2377</b>	<b>4.8</b>	<b>63</b>	<b>14</b>
<b>OPPONENTS</b>	<b>427</b>	<b>1704</b>	<b>4.0</b>	<b>46</b>	<b>17</b>

RECEIVING	No	Yds	Avg	Lg	TD
Gordon	29	477	16.5	51	4
Piccolo	26	291	10.4	44	0
Denney	23	247	10.7	46	2
Wallace	19	281	14.8	27	2
Bull	17	145	8.5	24	0
Sayers	15	117	7.8	21	0
Turner	14	208	14.9	80	2
Lyle	5	32	6.4	13	0
Kurek	4	50	12.5	23	0
Hull	4	20	5.0	9	0
<b>BEARS</b>	<b>158</b>	<b>1681</b>	<b>10.6</b>	<b>80</b>	<b>10</b>
<b>OPPONENTS</b>	<b>172</b>	<b>2667</b>	<b>15.5</b>	<b>99t</b>	<b>25</b>

PUNTING	No	Yds	Avg	Net	TB	In	Lg	B
Green	27	1142	42.3					58 1
Kilgore	35	1231	35.2					50 2
Lyle	4	144	33.5					39 0
<b>BEARS</b>	<b>66</b>	<b>2508</b>	<b>38.0</b>					<b>58 3</b>
<b>OPPONENTS</b>	<b>66</b>	<b>2640</b>	<b>40.1</b>					<b>63 0</b>

INTS	No	Yds	Avg	Lg	TD
McRae	4	41	10.3	22	0
R. Taylor	3	96	32.0	96	1
Butkus	3	14	4.7	14	0
Phillips	2	23	11.5	17	0
Pettibon	2	18	9.0	16	0
Buffone	1	21	21.0	21	0
Gentry	1	7	7.0	7	0
Evey	1	6	6.0	6	0
J. Taylor	1	0	0.0	0	0
<b>BEARS</b>	<b>18</b>	<b>226</b>	<b>12.6</b>	<b>96</b>	<b>1</b>
<b>OPPONENTS</b>	<b>21</b>	<b>260</b>	<b>12.4</b>	<b>50</b>	<b>1</b>

KO RETURNS	No	Yds	Avg	Lg	TD
Turner	20	363	18.2	33	0
Sayers	17	461	27.1	46	0
Childs	8	291	36.4	88	0
Kurek	4	48	12.0	20	0
Gordon	3	97	32.3	37	0
Wallace	3	80	26.7	42	0
Butkus	2	30	15.0	28	0
Kueschenberg	1	0	0.0	0	0
<b>BEARS</b>	<b>58</b>	<b>1370</b>	<b>23.6</b>	<b>88</b>	<b>0</b>
<b>OPPONENTS</b>	<b>54</b>	<b>968</b>	<b>17.9</b>	<b>41</b>	<b>0</b>

PUNT RET.	Ret	FC	Yds	Avg	Lg	TD
Turner	9	17	19	2.1	12	0
Wallace	6	3	27	4.5	9	0
Sayers	2	3	29	14.5	18	0
Gordon	1	1	5	5.0	5	0
Hazleton	1	0	1	1.0	1	0
<b>BEARS</b>	<b>19</b>	<b>24</b>	<b>81</b>	<b>4.3</b>	<b>18</b>	<b>0</b>
<b>OPPONENTS</b>	<b>28</b>	<b>19</b>	<b>120</b>	<b>4.3</b>	<b>40</b>	<b>0</b>

DEFENSE									
(Top 5)	T	S	A	FF	FR	PD	Sa	Int	
Butkus	127	55	NA	1	NA			NA	3
Buffone	92	34	NA	1	NA			9.0	1
Evey	52	36	NA	0	NA			8.0	1
R. Taylor	47	11	NA	0	NA			NA	3
Phillips	35	20	NA	0	NA			9.0	2
J. Taylor	35	9	NA	1	NA			NA	
McRae	32	9	NA	0	NA			7.0	4
Johnson	26	19	NA	0	NA			5.0	0
Cornish	23	11	NA	0	NA			NA	0
Stats: Buffone 9.0, Phillips 9.0, Evey 8.0, McRae 7.0, Johnson 5.0									
TEAM: 30.0; OPPONENTS: 24.0									

DEFENSE	T	S	A	FF	FR	PD	Sa	Int
(Top 9)								
Butkus	127	55	NA	1	NA	NA	3	
Buffone	92	34	NA	1	NA	NA	3	
Evey	52	36	NA	0	NA	NA	8	0
R. Taylor	47	11	NA	0	NA	NA	3	
Phillips	35	20	NA	0	NA	NA	9	0
J. Taylor	35	9	NA	1	NA	NA	1	
McRae	32	9	NA	0	NA	NA	7	0
Johnson	26	19	NA	0	NA	NA	5	0
Cornish	23	11	NA	0	NA	NA	0	
Sacks	Buffone 9.0, Phillips 9.0, Evey 8.0, McRae 7.0, Johnson 5.0							
<b>TEAM: 30.0; OPPONENTS: 24.0</b>								

### USUAL STARTERS

Offense
WR ... Dick Gordon
LT ... Randy Jackson
LG ... George Seals
C ... Mike Pyle
RG ... James Cadile
RT ... Bob Wetoska
TE ... Austin Denney
WR ... Cecil Turner
QB ... Jack Concannon
RB ... Gale Sayers
FB ... Ronnie Bull

Defense
RE ... Loyd Phillips
RT ... Dick Evey
LT ... John Johnson
LE ... Ed O'Bradovich
WLB ... James Purnell
MLB ... Dick Butkus
SLB ... Doug Buffone
RCB ... Joe Taylor
LCB ... Bennie McRae
SS ... Richie Pettibon
FS ... Roosevelt Taylor

Team Stats	Bears	Avg
Total Yards	4058	289.9
Rushing Yards	2377	169.8
Passing Yards	1681	120.1
Points Scored	250	17.9

	Opp	Avg
Total Yards	4371	312.2
Rushing Yards	1704	121.7
Passing Yards	2667	190.5
Points Scored	333	23.8



### 1969 CHICAGO BEARS STATISTICS

**Record: 1-13, .071**

**4th Place, NFC Central**  
**Head Coach: Jim Dooley**

09/21	L	0-17	at Green Bay	50,861
09/28	L	17-20	at St. Louis	50,039
10/05	L	24-28	at N. Y. Giants	62,583
10/12	L	0-31	MINNESOTA	45,757
10/19	L	7-13	at Detroit	54,732
10/26	L	7-9	L.A. RAMS	45,985
11/02	L	14-31	at Minnesota	47,900
11/09	W	38-7	PITTSBURGH	45,851
11/16	L	31-48	at Atlanta	53,722
11/23	L	21-24	BALTIMORE	45,455
11/30	L	24-28	CLEVELAND	45,050
12/06	L	21-42	at San Francisco	32,826
12/14	L	3-21	GREEN BAY	45,216
12/21	L	3-20	DETROIT	41,879

<b>TOTAL FIRST DOWNS</b>	<b>237</b>	<b>298</b>
Rushing	120	89
Passing	97	98
Penalty	20	21
3rd Down Made/Att	NA	NA
3rd Down Pct.	NA	NA
4th Down Made/Att	NA	NA
4th Down Pct.	NA	NA
<b>TOTAL NET YARDS</b>	<b>3568</b>	<b>3881</b>
Avg. Per Game	255	278
Total Plays	901	769
Avg. Per Play	3.9	5.1
<b>NET YARDS RUSHING</b>	<b>2078</b>	<b>1900</b>
Avg. Per Game	148	136
Total Rushes	462	440
<b>NET YARDS PASSING</b>	<b>1490</b>	<b>1981</b>
Avg. Per Game	106	142
Sacked/Yards Lost	55/439	33/258
Gross Yards	1929	2239
Att./Completions	384/193	286/150
Completion Pct.	50.1	50.7
Had Intercepted	21	16
<b>PUNTS/AVERAGE</b>	<b>76/39.0</b>	<b>59/41.7</b>
<b>NET PUNTING AVG.</b>	<b>NA</b>	<b>NA</b>
<b>PENALTIES/YARDS</b>	<b>89/940</b>	<b>66/612</b>
<b>FUMBLES/BALL LOST</b>	<b>27/17</b>	<b>21/11</b>
<b>TOUCHDOWNS</b>	<b>26</b>	<b>43</b>
Rushing	14	17
Passing	11	23
Returns	1	3

PASSING	Att	Cmp	Yds	Cmp%	Yd/Att	TD	TD%	Int	Int%	Lg	Sack/Lost	Rating
Concannon	160	87	783	54.4	4.89	4	2.5	8	5.0	38	14/104	55.3
Douglass	148	68	773	45.9	5.22	5	3.4	8	5.4	48	37/312	50.9
Carter	71	35	343	50.7	4.83	2	2.8	5	7.0	41	3/20	44.5
Green	2	2	30	100.0	15.00	0	0.0	0	0.0	19	0/0	118.8
Bull	1	0	0	0.0	0.00	0	0.0	0	0.0	0	0/0	39.6
Sayers	2	0	0	0.0	0.00	0	0.0	0	0.0	0	1/3	39.6
<b>BEARS</b>	<b>384</b>	<b>193</b>	<b>1929</b>	<b>50.1</b>	<b>5.02</b>	<b>11</b>	<b>2.9</b>	<b>21</b>	<b>5.5</b>	<b>48</b>	<b>55/439</b>	<b>51.7</b>
<b>OPPONENTS</b>	<b>296</b>	<b>150</b>	<b>2239</b>	<b>50.7</b>	<b>7.56</b>	<b>23</b>	<b>7.8</b>	<b>16</b>	<b>5.4</b>	<b>77</b>	<b>33/258</b>	<b>79.2</b>

Score by Period	1	2	3	4	OT	Tot
BEARS	30	86	57	37	0	210
OPPONENTS	79	88	76	96	0	339

SCORING	TDs:Ru-Pa-R	K-PAT	FG	2pt	Pts		
Perceval	0	0	0	26/26	8/21	0	50
Sayers	8	8	0	0	0	48	
Wallace	5	0	5	0	0	30	
Gordon	4	0	4	0	0	24	
Piccolo	3	2	1	0	0	18	
Douglass	2	2	0	0	0	12	
Concannon	1	1	0	0	0	6	
Denney	1	0	1	0	0	6	
Hull	1	1	0	0	0	6	
Youngblood	1	0	0	1	0	6	
BEARS	26	14	11	26/26	8/21	0	210
OPPONENTS	43	17	23	42/42	13/27	0	339

RUSHING	No	Yds	Avg	Lg	TD
Sayers	236	1032	4.4	28	8
Douglass	51	408	8.0	39	2
Bull	44	187	4.3	16	0
Piccolo	45	148	3.3	15	2
Hull	29	81	2.8	14	1
Concannon	22	62	2.8	30	1
Montgomery	15	52	3.5	6	0
Gordon	2	28	14.0	22	0
Kurek	8	24	3.0	6	0
Carter	4	19	4.8	11	0
Green	1	17	17.0	17	0
Wallace	4	16	4.0	15	0
Denney	1	4	4.0	4	0
<b>BEARS</b>	<b>462</b>	<b>2078</b>	<b>4.5</b>	<b>39</b>	<b>14</b>
<b>OPPONENTS</b>	<b>440</b>	<b>1900</b>	<b>4.3</b>	<b>80</b>	<b>17</b>

RECEIVING	No	Yds	Avg	Lg	TD
Wallace	47	553	11.8	45	5
Gordon	36	414	11.5	41	4
Denney	22	203	9.2	29	1
Piccolo	17	143	8.4	25	1
Sayers	17	116	6.8	25	0
Bull	14	91	6.5	17	0
Simmons	13	178	13.0	48	0
Hull	12	63	5.3	29	0
Ogden	7	100	14.3	21	0
Kurek	4	30	7.5	13	0
Montgomery	2	8	4.0	6	0
Turner	1	19	19.0	19	0
Lyle	1	11	11.0	11	0
<b>BEARS</b>	<b>193</b>	<b>1929</b>	<b>10.0</b>	<b>48</b>	<b>11</b>
<b>OPPONENTS</b>	<b>150</b>	<b>2239</b>	<b>14.9</b>	<b>77</b>	<b>23</b>

PUNTING	No	Yds	Avg	Net	TB	In	Lg	B
Green	76	2964	39.0					59
<b>BEARS</b>	<b>76</b>	<b>2964</b>	<b>39.0</b>					<b>59</b>
<b>OPPONENTS</b>	<b>59</b>	<b>2460</b>	<b>41.7</b>					<b>72</b>

INTS	No	Yds	Avg	Lg	TD
J. Taylor	3	37	12.3	23	0
Daniels	3	37	12.3	32	0
Youngblood	3	22	7.3	22	1
Butkus	2	13	6.5	11	0
Buffone	2	12	6.0	12	0
Lyle	1	10	10.0	10	0
Pride	1	1	1.0	1	0
McRae	1	0	0.0	0	0
<b>BEARS</b>	<b>16</b>	<b>132</b>	<b>8.3</b>	<b>32</b>	<b>1</b>
<b>OPPONENTS</b>	<b>21</b>	<b>NA</b>	<b>NA</b>	<b>44</b>	<b>0</b>

KO RETURNS	No	Yds	Avg	Lg	TD
Sayers	14	339	24.2	52	0
Lyle	11	248	22.5	32	0
Turner	10	326	32.6	74	0
Gordon	6	105	17.5	27	0
Kurek	4	66	16.5	20	0
Butkus	3	28	9.3	28	0
Seals	2	20	10.0	20	0
Holman	1	0	0.0	0	0
Kuechenberg	1	0	0.0	0	0
<b>BEARS</b>	<b>52</b>	<b>1132</b>	<b>21.8</b>	<b>74</b>	<b>0</b>
<b>OPPONENTS</b>	<b>38</b>	<b>921</b>	<b>24.3</b>	<b>86</b>	<b>1</b>

PUNT RET.	Ret	FC	Yds	Avg	Lg	TD
Lyle	12	1	78	6.5	27	0
Piccolo	9	5	43	4.8	15	0
Turner	8	2	32	4.0	12	0
Gordon	1	0	11	11.0	11	0
Sayers	0	1	0	0.0	0	0
<b>BEARS</b>	<b>30</b>	<b>9</b>	<b>164</b>	<b>5.47</b>	<b>27</b>	<b>0</b>
<b>OPPONENTS</b>	<b>28</b>	<b>NA</b>	<b>106</b>	<b>3.75</b>	<b>24</b>	<b>0</b>

FGs	1-19	20-29	30-39	40-49	50+
Perceval	1/	3/	4/	0/	0/
<b>BEARS</b>	<b>1/</b>	<b>3/</b>	<b>4/</b>	<b>0/</b>	<b>0/</b>
<b>OPPONENTS</b>	<b>3/</b>	<b>4/</b>	<b>3/</b>	<b>3/</b>	<b>0/</b>
Perceval:	34, 20, 37, 27, 35, 21, 25, 38				
<b>OPPONENTS:</b>	32, 24, 20, 46, 28, 23, 11, 48, 30, 17, 17, 43, 31				

DEFENSE	T	S	A	FF	FR	PD	Sa	Int
(Top 6)								
Buffone	68	NA	NA	NA	NA	NA	3	2
Taylor	41	30	11	NA	NA	NA	NA	0
Holman	40	14	26	NA	NA	NA	NA	0
Evey	39	3	36	NA	NA	NA	NA	0
O'Bradovich	35	14	21	NA	NA	NA	NA	0
McRae	25	20	5	NA	NA	NA	NA	1

**SACKS:** Evey 6.0, Buffone, 3.0  
**TEAM 33.0, OPPONENTS 55.0**

#### USUAL STARTERS

Offense	Defense
WR ... Bob Wallace	RE ... Ed O'Bradovich
LT ... Randy Jackson	RT ... Willie Holman
LG ... George Seals	LT ... Frank Cornish
C ... Mike Pyle	LE ... Dick Evey
RG ... James Cadile	WLB ... Rudy Kuechenberg
RT ... Rufus Mayes	MLB ... Dick Butkus
TE ... Austin Denney	SLB ... Doug Buffone
WR ... Dick Gordon	RCB ... Joe Taylor
QB ... Bobby Douglass	LCB ... Bennie McRae
RB ... Gale Sayers	SS ... George Youngblood
FB ... Ronnie Bull	FS ... Dick Daniels

Team Stats	Bears	Avg
Total Yards	3568	254.9
Rushing Yards	2078	148.4
Passing Yards	1490	106.4
Points Scored	210	15.0

	Opp	Avg
Total Yards	3881	277.2
Rushing Yards	1900	135.7
Passing Yards	1981	141.5
Points Scored	339	19.7

# History All-Time Results



## 1970 CHICAGO BEARS STATISTICS

**Record: 6-8, .429**

**3rd Place, NFC Central**

**Head Coach: Jim Dooley**

09/19 W 24-16	at N.Y. Giants	62,936
09/27 W 20-16	PHILADELPHIA	53,643
10/05 L 14-28	at Detroit	58,210
10/11 L 0-24	MINNESOTA	45,405
10/18 L 7-20	SAN DIEGO	45,278
10/25 L 10-16	DETROIT	45,632
11/01 W 23-14	at Atlanta	58,850
11/08 L 16-37	SAN FRANCISCO	45,607
11/15 L 19-20	at Green Bay	56,263
11/22 W 31-13	BUFFALO	41,015
11/29 L 20-21	at Baltimore	60,240
12/05 L 13-16	at Minnesota	47,900
12/13 W 35-17	GREEN BAY	44,957
12/20 W 24-3	at New Orleans	63,518

<b>TOTAL FIRST DOWNS</b>	<b>179</b>	<b>234</b>
Rushing	83	83
Passing	76	133
Penalty	20	18
3rd Down: Made/Att	NA	NA
3rd Down Pct.	NA	NA
4th Down: Made/Att	NA	NA
4th Down Pct.	NA	NA
<b>TOTAL NET YARDS</b>	<b>2431</b>	<b>2925</b>
Avg. Per Game	173.6	208.9
Total Plays	808	895
Avg. Per Play	4.0	4.5
<b>NET YARDS RUSHING</b>	<b>1092</b>	<b>1471</b>
Avg. Per Game	78.0	105.1
Total Rushes	353	459
<b>NET YARDS PASSING</b>	<b>2173</b>	<b>2596</b>
Avg. Per Game	135.9	171.7
Sacked/Yards Lost	33/258	42/329
Gross Yards	2431	2925
Att./Completions	422/210	394/233
Completion Pct.	49.8	59.1
Had Intercepted	22	17
<b>PUNTS/AVERAGE</b>	<b>84/40.8</b>	<b>87/37.6</b>
NET PUNTING AVG.	NA	NA
PENALTIES/YARDS	NA	NA
FUMBLES/BALL LOST	29/14	27/13
<b>TOUCHDOWNS</b>	<b>28</b>	<b>31</b>
Rushing	3	11
QB	21	18
Passing	21	18
Returns	4	2

<b>PASSING</b>	<b>Att</b>	<b>Cmp</b>	<b>Yds</b>	<b>Cmp%</b>	<b>Yd/Att</b>	<b>TD</b>	<b>TD%</b>	<b>Int</b>	<b>Int%</b>	<b>Lg</b>	<b>Sack/Lost</b>	<b>Rating</b>
Concannon	385	194	2130	50.4	5.55	16	4.2	18	4.7	69	24/206	61.5
Douglass	30	12	218	40.0	7.27	4	13.3	3	10.0	53	7/46	65.7
Green	2	2	37	100.0	18.50	0	0.0	0	0.0	34	0/0	118.8
Bull	4	2	46	50.0	11.50	1	25.0	1	25.0	34	0/0	91.7
Nix	1	0	0	0.0	0.00	0	0.0	1	100.0	00	1/2	0.0
Lyle	0	0	0	0.0	0.00	0	0.0	0	0.0	00	1/4	-
<b>BEARS</b>	<b>422</b>	<b>210</b>	<b>2431</b>	<b>49.8</b>	<b>5.76</b>	<b>21</b>	<b>5.0</b>	<b>23</b>	<b>5.5</b>	<b>69</b>	<b>33/258</b>	<b>61.4</b>
<b>OPPONENTS</b>	<b>394</b>	<b>233</b>	<b>2925</b>	<b>59.1</b>	<b>7.42</b>	<b>18</b>	<b>4.6</b>	<b>17</b>	<b>4.3</b>	<b>79</b>	<b>42/329</b>	<b>79.5</b>

<b>Score by Period</b>	<b>1</b>	<b>2</b>	<b>3</b>	<b>4</b>	<b>OT</b>	<b>Tot</b>
BEARS	82	57	37	73	0	256
OPPONENTS	48	60	82	78	0	261

SCORING	TDs:Ru-Pa-R	K-PAT	FG	2pt	Pts			
Percival	0	0	0	28/28	20/34	0	88	
Gordon	13	0	13	0	0	0	78	
Seymour	4	0	4	0	0	0	24	
Turner	4	0	4	0	0	0	24	
Concannon	2	2	0	0	0	0	12	
Farmer	2	0	2	0	0	0	12	
Coady	1	0	1	0	0	0	6	
Ogden	1	0	1	0	0	0	6	
Shy	1	0	1	0	0	0	6	
BEARS	28	3	21	4	28/28	20/34	0	256
OPPONENTS	31	11	18	2	27/27	16/29	0	261

<b>RUSHING</b>	<b>No</b>	<b>Yds</b>	<b>Avg</b>	<b>Lg</b>	<b>TD</b>
Montgomery	62	229	3.7	38	0
Shy	79	227	2.9	45	1
Bull	68	214	3.2	28	0
Concannon	42	136	3.2	16	2
Hull	32	99	3.1	13	0
Sayers	23	52	2.3	15	0
Baynham	26	68	2.6	9	0
Kurek	5	24	4.0	11	0
Douglass	7	22	3.1	7	0
Gordon	4	17	4.3	7	0
Green	1	7	7.0	7	0
Turner	3	-3	-1.0	0	0
<b>BEARS</b>	<b>353</b>	<b>1092</b>	<b>3.1</b>	<b>45</b>	<b>3</b>
<b>OPPONENTS</b>	<b>459</b>	<b>1471</b>	<b>3.2</b>	<b>23</b>	<b>11</b>

<b>RECEIVING</b>	<b>No</b>	<b>Yds</b>	<b>Avg</b>	<b>Lg</b>	<b>TD</b>
Gordon	71	1026	14.5	69	13
Farmer	31	496	16.0	60	2
Wallace	15	160	10.7	33	0
Montgomery	14	75	5.4	17	0
Bull	13	60	4.6	17	0
Hull	13	44	3.4	17	0
Baynham	12	43	3.6	13	0
Shy	10	147	14.7	64	0
Hester	7	54	7.7	16	0
Seymour	6	145	24.2	53	4
Coady	6	44	7.3	14	1
Cole	3	47	15.7	34	0
Kurek	3	11	3.7	5	0
Turner	2	43	21.5	34	0
Ogden	1	6	6.0	6	1
Percival	1	19	19.0	19	0
Lyle	1	5	5.0	5	0
Sayers	1	-6	-6.0	-6	0
<b>BEARS</b>	<b>210</b>	<b>2173</b>	<b>10.3</b>	<b>69</b>	<b>21</b>
<b>OPPONENTS</b>	<b>233</b>	<b>2596</b>	<b>11.1</b>	<b>79</b>	<b>18</b>

PUNTING	No	Yds	Avg	Net	TB	In	Lg	B
Green	83	3395	40.9				56	0
Lyle	1	29	29.0				29	0
BEARS	84	3424	40.8				56	0
OPPONENTS	87	3271	37.6				62	

<b>INTS</b>	<b>No</b>	<b>Yds</b>	<b>Avg</b>	<b>Lg</b>	<b>TD</b>
Buffone	4	33	8.3	16	0
Butkus	3	0	0.0	0	0
Taylor	2	18	9.0	18	0
Brubacher	2	17	8.5	7	0
Clark	1	32	32.0	32	0
Davis	1	0	0.0	0	0
McRae	1	0	0.0	0	0
Seals	1	0	0.0	0	0
<b>BEARS</b>	<b>17</b>	<b>100</b>	<b>5.9</b>	<b>32</b>	<b>0</b>
<b>OPPONENTS</b>	<b>22</b>	<b>NA</b>	<b>NA</b>	<b>43</b>	<b>1</b>

<b>KO RETURNS</b>	<b>No</b>	<b>Yds</b>	<b>Avg</b>	<b>Lg</b>	<b>TD</b>
Smith	28	651	23.2	46	0
Turner	23	752	32.7	96	4
Montgomery	4	69	17.3	21	0
Butkus	1	0	0.0	0	0
<b>BEARS</b>	<b>56</b>	<b>1472</b>	<b>26.3</b>	<b>96</b>	<b>4</b>
<b>OPPONENTS</b>	<b>47</b>	<b>935</b>	<b>19.9</b>	<b>32</b>	<b>0</b>

<b>PUNT RET.</b>	<b>Ret</b>	<b>FC</b>	<b>Yds</b>	<b>Avg</b>	<b>Lg</b>	<b>TD</b>
Smith	33	1	128	3.9	15	0
Cole	14	1	83	5.9	15	0
Lyle	9	3	37	4.1	10	0
Turner	1	0	0	0.0	0	0
<b>BEARS</b>	<b>57</b>	<b>5</b>	<b>246</b>	<b>4.3</b>	<b>15</b>	<b>0</b>
<b>OPPONENTS</b>	<b>40</b>	<b>NA</b>	<b>268</b>	<b>6.7</b>	<b>76</b>	<b>0</b>

FGs	1-19	20-29	30-39	40-49	50+
Percival	4/	5/	9/	1/	1/
BEARS	4/	5/	9/	1/	1/
OPPONENTS	2/	5/	2/	7/	0/
Percival:	28, 17, 36, 11, 30, 47, 31, 37, 28, 33, 24, 50				
OPPONENTS:	25, 20, 45, 42, 22, 43, 49, 31, 40, 17, 49, 21, 23, 10, 32, 47				

<b>DEFENSE</b>	<b>(Top 10)</b>	<b>T</b>	<b>S</b>	<b>A</b>	<b>FF</b>	<b>FR</b>	<b>PD</b>	<b>Sa</b>	<b>Int</b>
Butkus	132	48	84	NA	2	NA	NA	3	0
Buffone	90	40	50	NA	0	NA	NA	4	0
Caffey	82	41	41	NA	0	NA	NA	0	0
Holman	79	31	48	NA	0	NA	12	0	0
Seals	54	22	32	NA	1	NA	5	0	1
Clark	44	18	26	NA	0	NA	NA	1	0
Staley	42	6	36	NA	0	NA	7	0	0
McRae	37	10	27	NA	0	NA	NA	1	0
Daniels	33	14	19	NA	0	NA	NA	0	0
O'Bradovich	27	19	8	NA	0	NA	8	0	0
<b>Sacks:</b>	<b>Holman</b>	<b>12.0</b>	<b>O'Bradovich</b>	<b>8.0</b>	<b>Staley</b>	<b>7.0</b>			
<b>Seals</b>	<b>5.0</b>								
<b>TEAM</b>	<b>42.0</b>	<b>OPPONENTS</b>	<b>33.0</b>						

### USUAL STARTERS

**Offense**  
WR ... Dick Gordon  
LT ... Randy Jackson  
LG ... Glen Holloway  
C ... Bob Hyland  
RG ... James Cadle  
RT ... Wayne Mass  
TE ... Rich Coady  
WR ... George Farmer  
QB ... Jack Concannon  
RB ... Ross Montgomery  
FB ... Ronnie Bull

**Defense**  
RE ... Ed O'Bradovich  
RT ... Bill Staley  
LT ... George Seals  
LE ... Willie Holman  
WLB ... Lee Roy Caffey  
MLB ... Dick Butkus  
SLB ... Doug Buffone  
RCB ... Joe Taylor  
LCB ... Bennie McRae  
SS ... Phil Clark  
FS ... Dick Daniels

**Team Stats**  
BEARS  
Total Yards ... 2431 ... 173.6  
Rushing Yards ... 1092 ... 78.0  
Passing Yards ... 2173 ... 155.2  
Points Scored ... 256 ... 18.3  
Opp  
Total Yards ... 2925 ... 208.9  
Rushing Yards ... 1471 ... 105.1  
Passing Yards ... 2596 ... 185.4  
Points Scored ... 261 ... 18.6



# History All-Time Results

## 1971 CHICAGO BEARS STATISTICS

**Record: 6-8, .429**

**3rd Place, NFC Central**

**Head Coach: Jim Dooley**

09/19	W	17-15	PITTSBURGH	55,049
09/26	W	20-17	at Minnesota	47,900
10/03	L	3-17	at L.A. Rams	66,957
10/10	W	35-14	NEW ORLEANS	55,049
10/17	L	0-13	at San Francisco	44,133
10/24	W	28-23	at Detroit	54,418
10/31	W	23-19	DALLAS	55,049
11/07	L	14-17	GREEN BAY	55,049
11/14	W	16-15	WASHINGTON	55,049
11/21	L	3-28	DETROIT	55,049
11/29	L	3-34	at Miami	75,312
12/05	L	3-6	at Denver	51,200
12/12	L	10-31	at Green Bay	56,263
12/19	L	10-27	MINNESOTA	55,049

Score by Period	1	2	3	4	OT	Tot
BEARS	34	57	25	69	0	185
OPPONENTS	63	96	60	57	0	276

SCORING	Tds	Rs	Pa	R	K-PAT	FG	Zpt	Pts
Percival	0	0	0	0	18/18	15/33	0	63
Farmer	5	0	0	0				30
Gordon	5	0	0	0				30
Douglass*	3	3	0	0	1/1			19
Shy	2	2	0	0				12
Wallace	2	0	0	0				12
Pinder	1	1	0	0				6
Brupbacher	1	0	0	1				6
Seals	1	0	0	1				6
Butkus**	0	0	0	0	1/1			1
BEARS	20	6	12	2	20/20	15/33	0	185
OPPONENTS	29	14	12	3	28/29	24/39	1	276

\*Douglass conversion on a run

\*\*Butkus conversion on pass from Douglass

PUNTING	No	Yds	Avg	Net	TB	In	Lg	B
Green	77	3088	40.1					60
BEARS	77	3088	40.1					60
OPPONENTS	66	2593	40.8					60

INTS	No	Yds	Avg	Lg	TD
Ford	5	46	9.2	24	0
Butkus	4	9	2.3	9	0
Taylor	3	69	23.0	39	0
Smith	3	48	16.0	27	0
Buffone	2	27	13.5	18	0
Brupbacher	2	34	17.0	34	0
Lyle	1	29	29.0	29	0
Gunn	1	5	5.0	5	0
Jeter	1	0	0.0	0	0
BEARS	22	267	12.1	39	0
OPPONENTS	28	465	16.6	89	1

KO RETURNS	No	Yds	Avg	Lg	TD
Turner	31	639	20.6	40	0
Smith	26	671	25.8	41	0
Butkus	2	15	7.5	12	0
BEARS	59	1325	22.5	41	0
OPPONENTS	32	818	25.6	102	1

PUNT RET.	Ret	FC	Yds	Avg	Lg	TD
Smith	26	4	194	7.5	43	0
Turner	9	5	63	7.0	21	0
Lyle	1	0	5	5.0	5	0
BEARS	36	9	262	7.4	43	0
OPPONENTS	31	22	172	5.5	38	0

FGs	1-19	20-29	30-39	40-49	50+
Percival	4/1	1/1	5/1	5/1	0/1
BEARS	4/1	1/1	5/1	5/1	0/1
OPPONENTS	6/1	9/1	6/1	3/1	0/1
Percival:	33,45,45,36,44,38,35,15,42,9,41,15,34,12,22				
OPPONENTS:	32,29,42,14,23,9,15,26,49,29,10,22,30,12,37,9,27,43,35,37,33,27,25,27				

DEFENSE	T	S	A	FF	FR	PD	Sa	Int
(Top 10)								
Butkus	117	68	49	3	3	NA	1	0
Holman	79	38	41	5	2	NA	9	0
Buffone	76	67	9	2	1	NA	1	0
Seals	74	59	15	0	1	NA	8	0
Brupbacher	61	50	11	3	3	NA	0	2
Smith	51	26	25	2	1	NA	0	3
O'Bradovich	49	30	19	2	1	NA	7	0
Ford	47	26	21	2	1	NA	0	5
Taylor	47	13	34	0	1	NA	0	3
Staley	37	20	17	0	1	NA	0	0

SACKS: Holman 9.0, Seals 8.0, O'Bradovich 7.0, McGee 2.0, Buffone 1.0, Butkus 1.0

TEAM 28.0, OPPONENTS 49.0

	Bears	Opp
<b>TOTAL FIRST DOWNS</b>	<b>189</b>	<b>234</b>
Rushing	75	99
Passing	99	117
Penalty	15	18
3rd Down: Made/Att	NA	NA
3rd Down Pct.	NA	NA
4th Down: Made/Att	NA	NA
4th Down Pct.	NA	NA
<b>TOTAL NET YARDS</b>	<b>3336</b>	<b>4520</b>
Avg. Per Game	238.3	322.9
Total Plays	857	899
Avg. Per Play	3.9	5.0
<b>NET YARDS RUSHING</b>	<b>1434</b>	<b>2116</b>
Avg. Per Game	102.4	151.4
Total Rushes	365	509
<b>NET YARDS PASSING</b>	<b>1902</b>	<b>2404</b>
Avg. Per Game	135.9	171.7
Sacked/Yards Lost	49/392	28/203
Gross Yards	2294	2607
Att./Completions	443/186	362/192
Completion Pct.	41.9	53.0
Had Intercepted	28	22
<b>PUNTS/AVERAGE</b>	<b>77/40.1</b>	<b>66/40.8</b>
<b>NET PUNTING AVG.</b>	<b>NA</b>	<b>NA</b>
<b>PENALTIES/YARDS</b>	<b>78/746</b>	<b>78/819</b>
<b>FUMBLES/BALL LOST</b>	<b>28/18</b>	<b>36/23</b>
<b>TOUCHDOWNS</b>	<b>20</b>	<b>29</b>
Rushing	6	14
Passing	12	12
Returns	2	3

PASSING	Att	Cmp	Yds	Cmp%	Yd/Att	TD	TD%	Int	Int%	Lg	Sack/Lost	Rating
Douglass	225	91	1164	40.4	5.17	5	2.2	15	6.7	64	30/235	37.0
Nix	137	51	760	37.2	5.55	6	4.4	10	7.3	41	10/91	40.4
Concannon	77	42	334	54.5	4.34	0	0.0	3	3.9	28	8/61	49.4
Shy	1	1	23	100.0	23.00	1	100.0	0	0.0	23	1/5	158.3
Green	2	1	13	50.0	6.50	0	0.0	0	0.0	13	0/0	70.8
Wallace	1	0	0	0.0	0.00	0	0.0	0	0.0	-	0/0	39.6
BEARS	443	186	2294	42.0	5.18	12	2.7	28	6.3	64	49/392	41.3
OPPONENTS	362	192	2607	53.0	7.20	12	3.3	22	6.1	77	28/203	62.0

### USUAL STARTERS

Offense	Defense
WR ... Dick Gordon	RE ... Ed O'Bradovich
LT ... Randy Jackson	RT ... Bill Staley
LG ... Glen Holloway	LT ... George Seals
CG ... Rich Coady	LE ... Willie Holman
RG ... James Cadile	WLB ... Ross Brupbacher
RT ... Steve Wright	MLB ... Dick Butkus
TE ... Bob Wallace	SLB ... Doug Buffone
WR ... George Farmer	RCB ... Joe Taylor
QB ... Bobby Douglass	LCB ... Charlie Ford
RB ... Don Shy	SS ... Ron Smith
FB ... Jim Grabowski	FS ... Jerry Moore

### RANKINGS

Team Stats	Bears	Avg	Rank
Total Yards	3336	238.3	
Rushing Yards	1434	102.4	23
Passing Yards	1902	135.9	18
Points Scored	185	13.2	25

	Opp	Avg	Rank
Total Yards	4520	322.9	
Rushing Yards	2116	151.6	19
Passing Yards	2404	171.7	20
Points Scored	276	19.7	12

# History All-Time Results



## 1972 CHICAGO BEARS STATISTICS

**Record: 4-9-1, .321**

**4th Place, NFC Central**  
**Head Coach: Abe Giron**

09/17	L	21-37	ATLANTA	55,701
09/24	T	13-13	L.A. RAMS	55,701
10/01	L	24-38	DETROIT	55,701
10/08	L	17-20	at Green Bay	56,263
10/15	W	17-0	at Cleveland	72,339
10/23	W	13-10	MINNESOTA	55,701
10/29	W	27-10	at St. Louis	50,464
11/05	L	0-14	at Detroit	54,418
11/12	L	17-23	GREEN BAY	55,701
11/19	L	21-34	SAN FRANCISCO	55,701
11/26	L	3-13	CINCINNATI	55,701
12/03	L	10-23	at Minnesota	49,784
12/10	W	21-12	at Philadelphia	65,720
12/17	L	21-28	at Oakland	54,711

<b>TOTAL FIRST DOWNS</b>	<b>190</b>	<b>224</b>
Rushing	124	96
Passing	54	108
Penalty	12	20
3rd Down: Made/Att	62/181	76/192
3rd Down Pct.	34.3	39.6
4th Down: Made/Att	NA	NA
4th Down Pct.	NA	NA
<b>TOTAL NET YARDS</b>	<b>3468</b>	<b>3923</b>
Avg. Per Game	247.7	280.2
Total Plays	773	841
Avg. Per Play	4.5	4.7
<b>NET YARDS RUSHING</b>	<b>2360</b>	<b>1751</b>
Avg. Per Game	168.6	125.1
Total Rushes	536	476
<b>NET YARDS PASSING</b>	<b>1108</b>	<b>2172</b>
Avg. Per Game	79.1	155.1
Sacked/Yards Lost	32/175	23/173
Gross Yards	1283	2345
Att./Completions	205/78	342/180
Completion Pct.	38.0	52.6
Had Intercepted	13	21
<b>PUNTS/AVERAGE</b>	<b>67/41.2</b>	<b>62/41.2</b>
<b>NET PUNTING AVG.</b>	<b>NA</b>	<b>NA</b>
<b>PENALTIES/YARDS</b>	<b>74/574</b>	<b>69/644</b>
<b>FUMBLES/BALL LOST</b>	<b>40/22</b>	<b>37/14</b>
<b>TOUCHDOWNS</b>	<b>27</b>	<b>31</b>
Rushing	15	11
Passing	9	16
Returns	3	4

PASSING	Att	Cmp	Yds	Cmp%	Yd/Att	TD	TD%	Int	Int%	Lg	Sack/Lost	Rating
Douglass	198	75	1246	37.9	6.29	9	4.5	12	6.1	851	32/175	49.8
Green	2	1	23	50.0	11.50	0	0.0	1	50.0	23	0/0	52.1
Huarte	5	2	14	40.0	2.80	0	0.0	0	0.0	8	0/0	47.9
BEARS	205	78	1283	38.0	6.26	9	4.4	13	6.3	851	32/175	48.1
OPPONENTS	342	180	2345	52.6	6.86	16	4.7	21	6.1	641	23/173	64.5

<b>Score by Period</b>	<b>1</b>	<b>2</b>	<b>3</b>	<b>4</b>	<b>OT</b>	<b>Tot</b>
BEARS	35	43	54	93	0	225
OPPONENTS	76	100	53	46	0	275

<b>SCORING</b>	<b>TDs:Ru-Pa-R</b>	<b>K-PAT</b>	<b>FG</b>	<b>2pt</b>	<b>Pts</b>
----------------	--------------------	--------------	-----------	------------	------------

Scoring	OS	R	P	K	R-FAT	PO	2P	TS
Percival	0	0	0	0	26/26	12/24	0	62
Douglass	8	6	0	0	0	0	0	48
Thomas	4	0	3	1	0	0	0	24
Harrison	3	2	1	0	0	0	0	18
Pinder	3	3	0	0	0	0	0	18
Farmer	2	0	2	0	0	0	0	12
Parsons	1	0	1	0	0	0	0	6
Seymour	1	0	1	0	0	0	0	6
Lawson	1	1	0	0	0	0	0	6
Kosins	1	0	1	0	0	0	0	6
Smith	1	0	0	1	0	0	0	6
Shy	1	1	0	0	0	0	0	6
Brupbacher	1	0	0	1	0	0	0	6
Butkus*	0	0	0	0	1/1	0	0	1
BEARS	27	15	9	3	27/27	12/24	0	225
OPPONENTS	31	11	16	4	30/31	19/26	1	275

\*Butkus conversion from Douglass

<b>RUSHING</b>	<b>No</b>	<b>Yds</b>	<b>Avg</b>	<b>Lg</b>	<b>TD</b>
----------------	-----------	------------	------------	-----------	-----------

Douglass	141	968	6.9	751	8
Harrison	167	622	3.7	19	2
Shy	91	342	3.8	22	1
Pinder	87	300	3.4	19	3
Lawson	33	106	3.2	14	1
Butkus	1	28	28.0	28	0
Thomas	5	13	2.6	8	0
Kosins	3	5	1.7	3	0
Turner	3	0	0.0	11	0
Parsons	1	0	0.0	0	0
Huarte	1	-2	-2.0	-2	0
Seymour	1	-9	-9.0	-9	0
Farmer	2	-13	-6.5	-2	0
BEARS	536	2360	4.4	751	15
OPPONENTS	476	1751	3.7	451	11

<b>RECEIVING</b>	<b>No</b>	<b>Yds</b>	<b>Avg</b>	<b>Lg</b>	<b>TD</b>
------------------	-----------	------------	------------	-----------	-----------

Thomas	20	365	18.3	44	3
Farmer	14	380	27.1	851	2
Seymour	10	165	16.5	351	1
Shy	10	109	10.9	28	0
Lawson	8	120	15.0	40	0
Harrison	8	30	3.8	20	1
Turner	3	71	23.7	36	0
Kosins	2	15	7.5	8	1
Pinder	1	13	13.0	13	0
Wallace	1	9	9.0	9	0
Parsons	1	6	6.0	61	1
BEARS	78	1283	16.5	851	9
OPPONENTS	180	2345	13.0	641	16

PUNTING	No	Yds	Avg	Net	TB	In	Lg	B
Green	67	2758	41.2				58	0
BEARS	67	2758	41.2				58	0
OPPONENTS	62	2668	43.0				64	1

<b>INTS</b>	<b>No</b>	<b>Yds</b>	<b>Avg</b>	<b>Lg</b>	<b>TD</b>
-------------	-----------	------------	------------	-----------	-----------

Ford	7	104	14.9	43	0
Taylor	4	0	0.0	0	0
Butkus	2	19	9.5	14	0
Jeter	2	0	0.0	0	0
Lyle	2	52	26.0	35	0
Buffone	1	0	0.0	0	0
Brupbacher	1	11	11.0	11	0
Ja Moore	1	5	5.0	5	0
Smith	1	2	2.0	2	0
BEARS	21	193	9.2	43	0
OPPONENTS	13	104	8.0	NA	1

<b>KO RETURNS</b>	<b>No</b>	<b>Yds</b>	<b>Avg</b>	<b>Lg</b>	<b>TD</b>
-------------------	-----------	------------	------------	-----------	-----------

Smith	30	924	30.8	941	1
Turner	16	409	25.6	57	0
Clemmons	2	53	26.5	27	0
Holloway	1	28	28.0	28	0
Butkus	1	15	15.0	15	0
Pinder	1	14	14.0	14	0
Horton	1	3	3.0	3	0
Thomas*	0	82	0.0	821	1
BEARS	52	1528	29.4	941	2
OPPONENTS	42	1025	24.4	89	0

\*Thomas took handoff from Smith at STL (10/29)

<b>PUNT RET.</b>	<b>Ret</b>	<b>FC</b>	<b>Yds</b>	<b>Avg</b>	<b>Lg</b>	<b>TD</b>
------------------	------------	-----------	------------	------------	-----------	-----------

Smith	26	3	163	6.3	29	0
Clemmons	2	3	15	7.5	10	0
BEARS	28	6	178	6.4	29	0
OPPONENTS	24	26	126	5.3	32	0

<b>FGs</b>	<b>1-19</b>	<b>20-29</b>	<b>30-39</b>	<b>40-49</b>	<b>50+</b>
------------	-------------	--------------	--------------	--------------	------------

Percival	6/6	3/4	2/4	1/9	0/1
BEARS	6/6	3/4	2/4	1/9	0/1
OPPONENTS	4/4	7/8	6/8	1/3	1/3
Percival: (1) (45N, 19G, 45G) (15G, 41N) (12G, 48N, 51N) (8G) (21G, 20G) (30N, 12G, 32G) (35N, 49N) (45N, 38G) (48N) (9G) (45N, 27G) (1) (23N, 46N) (22G, 38G, 36G) (20G, 45G, 47N) (35G) (26G, 34N, 37G) (1) (21G, 27N) (15G) (15G, 21G, 21G) (1) (14G, 39N, 39G) (9G, 14G, 14G) (30G, 43N, 54N) (1)					

<b>DEFENSE</b>	<b>T</b>	<b>S</b>	<b>A</b>	<b>FF</b>	<b>FR</b>	<b>PD</b>	<b>Sa</b>	<b>Int</b>
----------------	----------	----------	----------	-----------	-----------	-----------	-----------	------------

Top 10	T	S	A	FF	FR	PD	SA	Int
Butkus	190	106	84	NA	4	NA	1.0	2
Buffone	158	96	62	NA	0	NA	1.0	1
Brupbacher	122	66	56	NA	1	NA	3.0	1
Osborne	82	54	28	NA	2	NA	5.0	0
Ford	64	50	14	NA	1	NA	1.0	7
Smith	58	44	14	NA	0	NA	0.0	1
McGee	72	39	33	NA	0	NA	2.0	0
Taylor	45	38	7	NA	0	NA	0.0	4
Rice	53	34	19	NA	1	NA	3.0	0
DeLong	50	28	22	NA	0	NA	3.0	0
SACKS: Osborne 5.0, Brupbacher 3.0, DeLong 3.0, Rice 3.0, Gunn 2.0, Horton 2.0, McGee 2.0, Buffone 1.0, Butkus 1.0, Line 1.0								
TEAM 23.0, OPPONENTS 32.0								

### USUAL STARTERS

<b>Offense</b>	<b>Defense</b>
WR ... Jim Seymour	RE ... Steve DeLong
LT ... Randy Jackson	RT ... Bill Line
LG ... Glen Holloway	LT ... Jim Osborne
C ... Rich Coady	LE ... Tony McGee
RG ... Bob Newton	WLB ... Ross Brupbacher
RT ... Bob Asher	MLB ... Dick Butkus
TE ... Earl Thomas	SLB ... Doug Buffone
WR ... George Farmer	RCB ... Joe Taylor
QB ... Bobby Douglass	LCB ... Charlie Ford
RB ... Cyril Pinder/Don Shy	SS ... Ron Smith
FB ... Jim Harrison	FS ... Jerry Moore

### RANKINGS

<b>Team Stats</b>	<b>Bears</b>	<b>Avg</b>	<b>Rank</b>
Total Yards	3468	247.7	4
Rushing Yards	2360	168.6	4
Passing Yards	1108	79.1	26
Points Scored	225	16.1	21
<b>Opp</b>	<b>Avg</b>	<b>Rank</b>	
Total Yards	3923	280.2	8
Rushing Yards	1751	125.1	8
Passing Yards	2172	155.1	11
Points Scored	275	19.6	15



# History

## All-Time Results

### 1973 CHICAGO BEARS STATISTICS

**Record: 3-11, .214**

**4th Place, NFC Central**  
**Head Coach: Abe Giron**

09/16	L	17-20	DALLAS	50,955
09/23	L	13-22	MINNESOTA	52,035
09/30	W	33-14	at Denver	51,159
10/07	L	16-21	at New Orleans	56,561
10/14	L	6-46	at Atlanta	47,342
10/21	L	10-13	NEW ENGLAND	47,643
10/28	W	35-14	HOUSTON	43,755
11/04	W	31-17	at Green Bay	53,231
11/12	L	7-19	at Kansas City	70,664
11/16	L	7-30	DETROIT	48,625
11/25	L	19-31	at Minnesota	46,430
12/02	L	0-26	L.A. RAMS	47,620
12/09	L	7-40	at Detroit	41,729
12/16	L	0-21	GREEN BAY	29,157

Score by Period	1	2	3	4	OT	Tot
BEARS	40	50	58	47	0	195
OPPONENTS	50	120	75	89	0	334

SCORING	TDs:Ru-Pa-R	K-PAT	FG	2pt	Pts			
Roder	0	0	0	11/11	8/16	0	35	
Douglass	5	5	0	0	0	0	30	
Garrett	5	5	0	0	0	0	30	
Percival	0	0	0	10/11	6/6	0	28	
Thomas	4	0	4	0	0	0	24	
Harrison	3	1	2	0	0	0	18	
Hill	2	0	0	2	0	0	12	
Butkus	1	0	0	1	0	0	6	
Farmer	1	0	1	0	0	0	6	
Parsons	1	0	1	0	0	0	6	
BEARS	22	11	8	3	21/22	14/24	0	195
OPPONENTS	37	19	17	1	35/37	25/38	1	334

RUSHING	No	Yds	Avg	Lg	TD
Garrett	175	655	3.8	35	5
Douglass	94	525	5.6	42	5
Harrison	100	370	3.7	17	1
Moore	58	191	3.3	25	0
Lawson	24	70	2.9	12	0
Kosins	24	65	2.7	7	0
Huff	11	22	2.0	8	0
Farmer	1	8	8.0	8	0
Sanderson	3	8	2.7	6	0
Thomas	1	5	5.0	5	0
Parsons	2	2	1.0	5	0
Hill	3	-14	-4.7	5	0
BEARS	496	1907	3.8	42	11
OPPONENTS	563	2509	4.5	53	19

RECEIVING	No	Yds	Avg	Lg	TD
Thomas	24	343	14.3	38	4
Garrett	23	292	12.7	39	0
Farmer	15	219	14.6	25	1
Harrison	21	200	9.5	44	2
Cotton	13	186	14.3	63	0
Reynolds	7	127	18.1	30	0
Hill	10	119	11.9	18	0
Lawson	9	60	6.7	21	0
Parsons	2	23	11.5	17	1
Sanderson	5	23	4.6	9	0
Moore	3	17	5.7	6	0
Kosins	4	8	2.0	10	0
BEARS	136	1617	11.9	63	8
OPPONENTS	156	1978	12.7	54	17

PUNTING	No	Yds	Avg	Net	TB	In	Lg	B
Green	82	3321	40.5					62
Parsons	4	106	26.5					33
BEARS	86	3427	39.8					62
OPPONENTS	66	2671	40.5					63

INTS	No	Yds	Avg	Lg	TD
Lyle	5	52	12.4	24	0
Buffone	3	22	7.3	22	0
Ford	2	50	25.0	41	0
Clemmons	2	30	15.0	30	0
Butkus	1	0	0.0	0	0
Ellis	1	12	12.0	12	0
BEARS	14	176	12.6	41	0
OPPONENTS	16	NA	20.9	NA	1

KO RETURNS	No	Yds	Avg	Lg	TD
Hill	27	637	23.6	95	1
Garrett	16	486	30.4	67	0
Turner	8	127	15.9	84	0
Sanderson	2	44	22.0	25	0
Cotton	2	15	7.5	13	0
Parsons	2	15	7.5	15	0
Thomas*	0	12	0.0	12	0
Holloway	1	8	8.0	8	0
Osborne	1	0	0.0	0	0
BEARS	59	1344	22.8	95	1
OPPONENTS	33	813	24.7	84	0

\* Thomas took handoff from Hill at NO (10/7)

PUNT RET	Ret	FC	Yds	Avg	Lg	TD
Hill	36	6	204	5.7	72	1
Moore	1	0	0	0.0	0	0
BEARS	37	6	204	5.5	72	1
OPPONENTS	40	26	294	7.4	42	0

FGs	1-19	20-29	30-39	40-49	50+
Percival	4/4	0/0	2/3	0/1	0/0
Roder	1/1	2/2	1/3	4/7	0/3
BEARS	5/5	2/2	3/6	4/8	0/3
OPPONENTS	6/6	6/6	8/12	5/12	0/2
Percival:	(33G)(38N, 31G, 12G)(12G, 10G)(10G, 45N)				
Roder:	(47N)(47G, 42G)(56N, 17G, 40G, 28G)(51N)				
(30G)(42N, 37N)(43G, 24G, 40-49B)(39N)(54N)					
OPPONENTS:	(25G, 36B, 11G)(41G, 48N, 25G, 14G, 11G, 35G)(41N, 34N, 33N, 39N)(23G, 32G, 33G)				
(32G, 11G, 43N)(25G)(47G, 17G, 43G, 42G, 51N)(26G, 41N)(41G, 45N)(52N, 30G, 16G, 39G, 26G)(36G, 37G, 48N)(32N)					

DEFENSE	(Top 10)	T	S	A	FF	FR	PD	Sa	Int
Chambers	132	101	31	NA	2	NA	9	0	0
Clemmons	115	91	24	NA	1	NA	0	0	2
Buffone	102	83	19	NA	1	NA	1	0	3
Lyle	88	72	16	NA	1	NA	0	0	5
Butkus	90	64	26	NA	1	NA	0	0	1
Osborne	70	52	18	NA	1	NA	10	0	0
Rives	68	60	8	NA	1	NA	1	0	0
Taylor	67	54	13	NA	0	NA	0	0	0
McGee	61	48	13	NA	4	NA	1	0	0
Clark	54	43	11	NA	1	NA	0	0	0
SACKS:	Osborne 10.0, Chambers 9.0, Tom 5.0, Hrivnak 2.0, Buffone 1.0, Gunn 1.0, Holman 1.0, McGee 1.0, Rice 1.0, Rives 1.0								
TEAM 32.0, OPPONENTS 49.0									

TOTAL FIRST DOWNS	BEARS	OPP
Rushing	97	138
Passing	77	90
Penalty	19	19
3rd Down: Made/Att	68/209	64/196
3rd Down Pct.	32.5	32.7
4th Down: Made/Att	NA	NA
4th Down Pct.	NA	NA
TOTAL NET YARDS	3129	4183
Avg. Per Game	223.5	298.8
Total Plays	848	898
Avg. Per Play	3.7	4.7
NET YARDS RUSHING	1907	2509
Avg. Per Game	136.2	179.2
Total Rushes	496	563
NET YARDS PASSING	1222	1674
Avg. Per Game	87.3	119.6
Sacked/Yards Lost	49/395	32/304
Gross Yards	1617	1978
Att./Completions	303/136	303/156
Completion Pct.	44.9	51.5
Had Intercepted	16	14
PUNTS/AVERAGE	86/39.8	66/40.5
NET PUNTING AVG.	NA	NA
PENALTIES/YARDS	86/817	77/672
FUMBLES/BALL LOST	40/27	35/19
TOUCHDOWNS	22	37
Rushing	11	19
Passing	8	17
Returns	3	1

PASSING	Att	Cmp	Yds	Cmp%	Yd/Att	TD	TD%	Int	Int%	Lg	Sack/Lost	Rating
Douglass	174	81	1057	46.6	6.07	5	2.9	7	4.0	63	27/215	59.0
Hill	1	1	35	100.0	35.00	0	0.0	0	0.0	35	0/0	118.8
Huff	128	54	525	42.9	4.17	3	2.4	8	6.3	29	22/180	36.6
Garrett	1	0	0	0.0	0.00	0	0.0	0	0.0	0	0/0	39.6
Thomas	1	0	0	0.0	0.00	0	0.0	0	0.0	0	0/0	0.0
BEARS	303	136	1617	44.9	5.34	8	2.6	16	5.3	63	49/395	48.5
OPPONENTS	303	156	1978	51.5	6.53	17	5.6	14	4.6	54	32/304	71.6

#### USUAL STARTERS

Offense	Defense
WR ... Earl Thomas	RE ... Mel Tom
LT ... Randy Jackson	RT ... Wally Chambers
LG ... Glen Holloway	LT ... Jim Osborne
C ... Rich Coady	LE ... Tony McGee
RG ... Bob Newton	WL.B ... Bob Pifferini
RT ... Bob Asher	MLB ... Dick Butkus
TE ... Craig Cotton	SLB ... Doug Buffone
WR ... George Farmer	RCB ... Joe Taylor
QB ... Bobby Douglass	LCB ... Charlie Ford
RB ... Carl Garrett	SB ... Craig Clemmons
FB ... Jim Harrison	FS ... Garry Lyle

#### RANKINGS

Team Stats	Bears	Avg	Rank
Total Yards	3129	223.5	15
Rushing Yards	1907	136.2	15
Passing Yards	1222	87.3	24
Points Scored	195	13.9	24

	Opp	Avg	Rank
Total Yards	4183	298.8	15
Rushing Yards	2509	179.2	25
Passing Yards	1674	119.6	26
Points Scored	334	23.9	20

# History All-Time Results

## 1974 CHICAGO BEARS STATISTICS

**Record: 4-10, .286**

**4th Place, NFC Central**

**Head Coach: Abe Giron**

09/15	W	17-9	DETROIT	55,202
09/22	L	21-23	N.Y. JETS	55,753
09/29	L	7-11	at Minnesota	46,619
10/06	W	24-10	NEW ORLEANS	55,753
10/13	L	10-13	at Atlanta	58,850
10/21	W	10-9	GREEN BAY	55,753
10/27	L	6-16	at Buffalo	80,024
11/03	L	0-17	MINNESOTA	55,753
11/10	L	3-20	at Green Bay	48,273
11/17	L	0-34	SAN FRANCISCO	55,753
11/24	L	17-34	at Detroit	47,376
12/01	W	16-13	N.Y. GIANTS	55,753
12/08	L	21-28	at San Diego	36,997
12/15	L	0-42	at Washington	54,395

Score by Period	1	2	3	4	OT	Tot
BEARS	40	27	34	51	0	152
OPPONENTS	44	102	49	84	0	279

SCORING	TDs	Ru	Pa	R	K	PAT	FG	2pt	Pts
---------	-----	----	----	---	---	-----	----	-----	-----

Roder	0	0	0	0	17/18	9/13	0	44	
Rather	3	0	3	0	0	0	0	18	
Grandberry	2	2	0	0	0	0	0	12	
Huff	2	2	0	0	0	0	0	12	
Garrett	2	1	1	0	0	0	0	12	
Harrison	1	1	0	0	0	0	0	6	
Douglass	1	1	0	0	0	0	0	6	
Kosins	1	1	0	0	0	0	0	6	
Williams	1	1	0	0	0	0	0	6	
C. Taylor	1	1	0	0	0	0	0	6	
Hill	1	0	1	0	0	0	0	6	
Parsons	1	0	1	0	0	0	0	6	
Wade	1	0	1	0	0	0	0	6	
Wheeler	1	0	1	0	0	0	0	6	
BEARS	18	10	8	0	17/18	9/13	0	152	
OPPONENTS	33	17	12	4	29/33	16/23	2	279	

PUNTING	No	Yds	Avg	Net	TB	In	Lg	B
Parsons	90	3408	37.8					59
Barnes	1	27	27.0					27
BEARS	91	3435	37.7					59
OPPONENTS	77	2961	38.5					61

INTS	No	Yds	Avg	Lg	TD
Clemens	4	84	21.0	37	0
Lyle	3	57	19.0	36	0
Ellis	3	32	10.7	19	0
Montgomery	2	56	28.0	33	0
Knox	2	26	13.0	21	0
Bryant	2	11	5.5	11	0
J. Taylor	1	27	27.0	27	0
Buffone	1	0	0.0	0	0
BEARS	18	293	16.3	37	0
OPPONENTS	22	225	10.2	44	1

KO RETURNS	No	Yds	Avg	Lg	TD
C. Taylor	27	567	21.0	38	0
Grandberry	22	568	25.8	60	0
Pagac	3	53	17.6	21	0
Gagnon	2	32	16.0	16	0
Van Valkenburg	1	20	20.0	20	0
Gallagher	1	16	16.0	16	0
Kinney	1	0	0.0	0	0
BEARS	57	1256	22.0	69	0
OPPONENTS	35	700	20.0	33	0

PUNT RET.	Ref	FC	Yds	Avg	Lg	TD
Hill	33	NA	183	5.5	15	0
Knox	5	NA	35	7.0	12	0
Van Valkenburg	4	NA	22	5.5	14	0
Hodgins	2	NA	8	4.0	8	0
BEARS	44	NA	248	5.6	15	0
OPPONENTS	58	NA	633	10.9	95	1

FGs	1-19	20-29	30-39	40-49	50+
Roder	0/0	4/5	3/5	2/3	0/0
BEARS	0/0	4/5	3/5	2/3	0/0
OPPONENTS	0/1	5/6	9/11	2/3	0/2
Roder:(29G)(46N)(30G)(37G)(23G)(42G,28G)					
(44G,20N,36N)(33N)(38G)(24G)(11G)					
OPPONENTS:(53N)(19B,39G)(32G,31N)(23N,21G)(35G,31G)(34G,33G,36G)(47G,55N,36N,25G,36G)(23G)(45G,24G)(42B)(22G,32G)(11G)					

DEFENSE	(Top 10)	T	S	A	FF	FR	PD	Sa	Int
Buffone	132	58	34	NA	NA	NA	0	0	1
Clemens	120	88	32	NA	NA	NA	0	0	4
Gunn	117	80	37	NA	NA	NA	1	0	0
Chambers	113	79	34	NA	NA	NA	6	0	0
Bryant	110	69	41	NA	NA	NA	3	0	2
Lyle	107	79	28	NA	NA	NA	0	0	3
Ellis	96	80	16	NA	NA	NA	0	0	3
Osborne	91	67	24	NA	NA	NA	0	0	3
J. Taylor	68	51	17	NA	NA	NA	0	0	1
Rives	65	37	28	NA	NA	NA	1	0	0

<b>SACKS:</b> Chambers 6.0, Tom 4.0, Osborne 3.0.
Bryant 3.0, Harris 2.0, Hrivnak 2.0, Gunn 1.0, Hultz 1.0, Knox 1.0, Rives 1.0, Gallagher 1.0
<b>TEAM 25.0, OPPONENTS 36.0</b>

TOTAL FIRST DOWNS	BEARS	OPP
Rushing	92	104
Passing	96	102
Penalty	15	26
3rd Down: Made/Att	66/218	68/203
3rd Down Pct.	30.3	33.5
4th Down: Made/Att	NA	NA
4th Down Pct.	NA	NA
<b>TOTAL NET YARDS</b>	<b>3209</b>	<b>3818</b>
Avg. Per Game	228.6	272.7
Total Plays	866	873
Avg. Per Play	3.7	4.4
<b>NET YARDS RUSHING</b>	<b>1489</b>	<b>1739</b>
Avg. Per Game	105.7	123.6
Total Rushes	434	519
<b>NET YARDS PASSING</b>	<b>1720</b>	<b>2079</b>
Avg. Per Game	122.9	149.1
Sacked/Yards Lost	36/359	25/171
Gross Yards	2079	2250
Att./Completions	396/185	329/174
Completion Pct.	46.7	52.9
Had Intercepted	22	18
<b>PUNTS/AVERAGE</b>	<b>91/37.7</b>	<b>77/38.5</b>
<b>NET PUNTING AVG.</b>	<b>88/37.0</b>	<b>77/32.2</b>
<b>PENALTIES/YARDS</b>	<b>88/679</b>	<b>74/601</b>
<b>FUMBLES/BALL LOST</b>	<b>35/15</b>	<b>28/14</b>
<b>TOUCHDOWNS</b>	<b>18</b>	<b>33</b>
Rushing	10	17
Passing	8	12
Returns	0	4

RUSHING	No	Yds	Avg	Lg	TD
Grandberry	144	475	3.3	31	2
Garrett	95	346	3.6	19	1
Douglass	36	229	6.4	17	1
Williams	74	218	2.9	12	1
Harrison	36	94	2.6	16	1
Huff	23	37	1.6	11	2
Kosins	8	30	3.8	12	1
Barnes	1	19	19.0	19	0
C. Taylor	9	18	2.0	9	1
Gagnon	1	15	15.0	15	0
Rather	2	10	5.0	14	0
Hodgins	1	3	3.0	3	0
Rives	1	2	2.0	2	0
Pagac	1	-1	-1.0	-1	0
Wade	1	-15	-15.0	-15	0
BEARS	434	1489	3.4	31	10
OPPONENTS	519	1739	3.4	66	17

RECEIVING	No	Yds	Avg	Lg	TD
Wade	39	683	17.5	73	1
Grandberry	30	212	7.1	40	0
Rather	29	400	13.8	59	3
Williams	25	167	6.7	13	0
Garrett	16	132	8.3	20	1
Kelly	8	100	12.5	24	0
Hill	7	109	15.6	28	1
Pagac	6	79	13.2	24	0
Wheeler	5	59	11.8	19	1
Farmer	5	45	9.0	17	0
Harrison	5	38	7.6	14	0
Gagnon	4	20	5.0	16	0
C. Taylor	3	23	7.6	8	0
Parsons	2	9	4.5	5	1
Kosins	1	3	3.0	3	0
BEARS	185	2079	11.2	73	8
OPPONENTS	174	2250	12.9	69	12

PASSING	Att	Cmp	Yds	Cmp%	Yd/Att	TD	TD%	Int%	Lg	Sack/Lost	Rating	
Huff	283	142	1663	50.2	5.88	6	2.1	17	6.0	73	24/260	40.9
Douglass	100	41	387	41.0	3.87	2	2.0	4	4.0	40	9/69	42.4
Barnes	9	2	29	22.2	3.22	0	0.0	1	11.1	24	3/30	0.9
Parsons	1	0	0	0.0	0.0	0	0.0	0	0.0	0	0/0	39.6
Hill	1	0	0	0.0	0.0	0	0.0	0	0.0	0	0/0	39.6
Hodgins	1	0	0	0.0	0.0	0	0.0	0	0.0	0	0/0	39.6
Rather	1	0	0	0.0	0.0	0	0.0	0	0.0	0	0/0	39.6
BEARS	396	185	2079	46.7	5.25	8	2.0	22	5.6	73	36/359	46.5
OPPONENTS	329	174	2250	52.9	6.84	12	3.8	18	5.5	69	25/171	64.0

### USUAL STARTERS

Offense	Defense
WR ... Charles Wade	RE ... G. Hrivnak / M. Tom
LT ... Lionel Antoine	RT ... Wally Chambers
LG ... Ernie Janet	LT ... Jim Osborne
C ... Rich Coady	LE ... Dave Gallagher
RG ... Bob Newton	WLB ... Jimmy Gunn
RT ... Bob Asher	MLB ... D. Rives / W. Bryant
TE ... Fred Pagac	RCB ... Doug Buffone
WR ... Bo Rather	RCB ... Joe Taylor
QB ... Gary Huff	LCB ... Allan Ellis
RB ... Ken Grandberry	SS ... Craig Clemens
FB ... Perry Williams	FS ... Garry Lyle

### RANKINGS

Team Stats	Bears	Avg	Rank
Total Yards	3200	228.6	
Rushing Yards	1480	105.7	23
Passing Yards	1720	122.9	23
Points Scored	152	10.9	25
	Opp	Avg	Rank
Total Yards	3818	272.7	
Rushing Yards	1739	123.6	18
Passing Yards	2079	149.1	19
Points Scored	279	19.9	17



### 1975 CHICAGO BEARS STATISTICS

**Record: 4-10, .286**

**T-3rd Place, NFC Central**  
**Head Coach: Jack Pardee**

Score by Period	1	2	3	4	OT	Tot
BEARS	37	45	49	60	0	191
OPPONENTS	65	137	72	105	0	379

SCORING	TDs	Ru	Pa	R	K	PAT	FG	2pt	Pts
B. Thomas	0	0	0	0	18/22	13/22	0	57	
Payton	7	7	0	0	0	0	0	42	
Latta	3	0	3	0	0	0	0	18	
Grim	2	0	2	0	0	0	0	12	
Rather	2	0	2	0	0	0	0	12	
Edwards	1	0	1	0	0	0	0	6	
Parsons	1	0	1	0	0	0	0	6	
Douglass	1	1	0	0	0	0	0	6	
Adams	1	1	0	0	0	0	0	6	
Harper	1	1	0	0	0	0	0	6	
Avellini	1	1	0	0	0	0	0	6	
Clemmons	1	0	0	1	0	0	0	6	
Livers	1	0	0	1	0	0	0	6	
Hartenstein	0	0	0	0	0	0	1	2	
<b>BEARS</b>	<b>22</b>	<b>11</b>	<b>9</b>	<b>2</b>	<b>18/22</b>	<b>13/22</b>	<b>1</b>	<b>191</b>	
<b>OPPONENTS</b>	<b>48</b>	<b>25</b>	<b>22</b>	<b>1</b>	<b>47/48</b>	<b>14/18</b>	<b>1</b>	<b>379</b>	

RUSHING	No	Yds	Avg	Lg	TD
Payton	196	679	3.5	54	7
Harper	100	453	4.5	32	1
Adams	94	353	3.8	21	1
Edwards	27	73	2.7	16	0
Douglass	5	34	6.8	18	1
Musso	6	33	5.5	16	0
Rather	4	24	6.0	18	0
Huff	5	7	1.4	10	0
Avellini	4	-3	-0.8	1	1
<b>BEARS</b>	<b>441</b>	<b>1653</b>	<b>3.7</b>	<b>54</b>	<b>11</b>
<b>OPPONENTS</b>	<b>547</b>	<b>2070</b>	<b>3.8</b>	<b>43</b>	<b>25</b>

RECEIVING	No	Yds	Avg	Lg	TD
Rather	39	685	17.6	54	2
Payton	33	213	6.5	40	0
Grim	28	374	13.4	57	2
Harper	27	191	7.1	27	0
Latta	16	202	12.6	34	3
Adams	15	111	7.4	25	0
Parsons	13	184	14.2	28	1
Edwards	11	86	7.8	14	1
Schubert	5	68	13.6	16	0
Farmer	2	32	16.0	17	0
Jackson	1	17	17.0	17	0
Sevy	1	6	6.0	6	0
<b>BEARS</b>	<b>191</b>	<b>2169</b>	<b>11.4</b>	<b>57</b>	<b>9</b>
<b>OPPONENTS</b>	<b>208</b>	<b>2825</b>	<b>13.6</b>	<b>79</b>	<b>22</b>

PUNTING	No	Yds	Avg	Net	TB	In	Lg	B
Parsons	93	3625	39.0					60
Payton	1	39.0	39.0					39
<b>BEARS</b>	<b>94</b>	<b>3664</b>	<b>39.0</b>					<b>60</b>
<b>OPPONENTS</b>	<b>86</b>	<b>3560</b>	<b>41.4</b>					<b>62</b>

INTS	No	Yds	Avg	Lg	TD
Clemmons	2	109	54.5	76t	1
Plank	2	50	25.0	29	0
Livers	2	40	20.0	20t	1
Ellis	2	4	2.0	4	0
Babinecz	1	15	15.0	15	0
Buffone	1	12	12.0	12	0
Gunn	1	5	5.0	5	0
Gersbach	1	4	4.0	4	0
Ely	1	2	2.0	2	0
<b>BEARS</b>	<b>13</b>	<b>241</b>	<b>18.5</b>	<b>76t</b>	<b>2</b>
<b>OPPONENTS</b>	<b>23</b>	<b>235</b>	<b>10.2</b>	<b>38</b>	<b>0</b>

KO RETURNS	No	Yds	Avg	Lg	TD
Payton	14	444	31.7	70	0
Douthitt	13	333	25.6	64	0
Livers	27	529	19.6	34	0
Schubert	9	146	16.2	25	0
Harper	4	67	16.8	18	0
Knox	5	67	13.4	21	0
Adams	1	27	27.0	27	0
Vactor	1	25	25.0	25	0
Rather	1	6	6.0	6	0
<b>BEARS</b>	<b>75</b>	<b>1641</b>	<b>21.9</b>	<b>70</b>	<b>0</b>
<b>OPPONENTS</b>	<b>43</b>	<b>893</b>	<b>20.8</b>	<b>88</b>	<b>0</b>

PUNT RET.	Ret	FC	Yds	Avg	Lg	TD
Livers	42	0	456	10.9	39	0
Schubert	6	1	33	5.5	16	0
Plank	3	1	23	7.7	12	0
Knox	1	0	0	0.0	0	0
Vactor	0	1	0	0.0	-	0
<b>BEARS</b>	<b>52</b>	<b>3</b>	<b>512</b>	<b>9.8</b>	<b>39</b>	<b>0</b>
<b>OPPONENTS</b>	<b>49</b>	<b>20</b>	<b>303</b>	<b>6.2</b>	<b>34</b>	<b>0</b>

FGs	1-19	20-29	30-39	40-49	50+
B. Thomas	0/0	3/7	5/6	4/7	1/2
<b>BEARS</b>	<b>0/0</b>	<b>3/7</b>	<b>5/6</b>	<b>4/7</b>	<b>1/2</b>
<b>OPPONENTS</b>	<b>2/2</b>	<b>3/3</b>	<b>4/6</b>	<b>4/4</b>	<b>1/3</b>
B. Thomas:	(44G)24G,26G(46G)(32G,43N)				
(43B):	20B,27G,31G(34G,25N,48G)(27B,33G)				
(55G):	(36G,49N,41G,27B)(51N)(35N)				
<b>OPPONENTS:</b>	(44G,43G)(35N)(37G,18G)(52G,46G)				
(39G,32G,35G)(23G,51N)(27G)(33N)(40G,29G)(50N,19G)					

DEFENSE	(Top 10)	T	S	A	FF	FR	PD	Sa	Int
Plank	123	74	49	1	0	8	1	0	2
Bryant	112	74	38	0	3	5	0	0	0
Chambers	108	80	26	1	0	4	14	0	0
Buffone	99	65	34	5	1	7	0	0	0
Clemmons	98	72	26	1	3	16	0	0	2
Ely	91	54	37	0	1	4	0	0	1
Stillwell	67	42	25	0	0	0	6	0	0
Hartenstein	61	36	25	1	2	3	5	0	0
Ellis	51	36	15	0	0	15	0	0	2
Osborne	47	34	14	3	0	0	7	0	0
<b>SACKS:</b>	Chambers 14.0, Osborne 7.0, Stillwell 6.0, Hartenstein 5.0, Harris 1.0, Plank 1.0, Team 1.0								
<b>TEAM 35.0, OPPONENTS 32.0</b>									

PASSING	Att	Cmp	Yds	Cmp%	Yd/Att	TD	TD%	Int	Int%	Lg	Sack/Lost	Rating
Avellini	126	67	942	53.2	7.48	6	4.8	11	8.7	57	13/144	57.4
Huff	205	114	1083	55.6	5.28	3	1.5	9	4.4	49	16/168	57.1
Douglass	20	8	87	40.0	4.35	0	0.0	2	10.0	34	2/13	14.0
Adams	2	2	57	100.0	28.50	0	0.0	0	0.0	44	1/5	119.0
Grim	1	0	0	0.0	0.00	0	0.0	0	0.0	-	0/0	0.0
Parsons	1	0	0	0.0	0.00	0	0.0	0	0.0	-	0/0	0.0
Payton	1	0	0	0.0	0.00	0	0.0	1	100.0	-	0/0	0.0
<b>BEARS</b>	<b>356</b>	<b>191</b>	<b>2169</b>	<b>53.7</b>	<b>4.74</b>	<b>9</b>	<b>2.5</b>	<b>23</b>	<b>6.5</b>	<b>57</b>	<b>32/330</b>	<b>47.9</b>
<b>OPPONENTS</b>	<b>399</b>	<b>208</b>	<b>2825</b>	<b>52.1</b>	<b>5.92</b>	<b>22</b>	<b>5.5</b>	<b>13</b>	<b>3.3</b>	<b>79</b>	<b>35/319</b>	<b>74.8</b>

#### USUAL STARTERS

Offense	Defense
WR ... Bob Grim	RE ... Richard Harris
LT ... Lionel Antoine	RT ... Wally Chambers
LG ... Noah Jackson	LT ... Roger Stillwell
C ... Dan Peiffer	LE ... Mike Hartenstein
RG ... Mark Nordquist	WLB ... Raymond Bryant
RT ... Jeff Sevy	MLB ... Larry Ely
TE ... Bob Parsons	SLB ... Doug Buffone
WR ... Bo Rather	RCB ... V. Livers/N. Wilson
QB ... Gary Huff	LCB ... Allan Ellis
RB ... W. Payton/M. Adams	SS ... Doug Plank
FB ... Roland Harper	FS ... Craig Clemmons

#### RANKINGS

Team Stats	Bears	Avg	Rank
Total Yards	3492	249.4	
Rushing Yards	1653	118.1	22
Passing Yards	1839	131.4	23
Points Scored	191	13.6	24

	Opp	Avg	Rank
Total Yards	4576	326.9	
Rushing Yards	2070	147.9	17
Passing Yards	2506	179.0	22
Points Scored	379	27.1	25

# History All-Time Results

## 1976 CHICAGO BEARS STATISTICS

**Record: 7-7, .500**

**2nd Place, NFC Central**  
**Head Coach: Jack Pardee**

09/12	W	10-3	DETROIT	57,359
09/19	W	19-12	at San Francisco	46,699
09/26	L	0-10	ATLANTA	56,969
10/03	W	33-7	WASHINGTON	57,359
10/10	L	19-20	at Minnesota	48,446
10/17	L	12-20	at L.A. Rams	76,651
10/24	L	21-31	at Dallas	64,902
10/31	W	14-13	MINNESOTA	57,359
11/07	L	27-28	OAKLAND	57,359
11/14	W	24-13	GREEN BAY	57,359
11/21	L	10-14	at Detroit	80,638
11/28	W	16-10	at Green Bay	56,267
12/05	W	34-7	at Seattle	64,735
12/12	L	14-28	DENVER	57,359

<b>TOTAL FIRST DOWNS</b>	<b>201</b>	<b>249</b>
Rushing	115	103
Passing	67	128
Penalty	19	16
3rd Down: Made/Att	70/212	80/222
3rd Down Pct.	33.0	36.0
4th Down: Made/Att	NA	NA
4th Down Pct.	NA	NA
<b>TOTAL NET YARDS</b>	<b>3843</b>	<b>4201</b>
Avg. Per Game	274.5	300.1
Total Plays	880	971
Avg. Per Play	4.4	4.3
<b>NET YARDS RUSHING</b>	<b>2363</b>	<b>1984</b>
Avg. Per Game	168.8	141.7
Total Rushes	578	522
<b>NET YARDS PASSING</b>	<b>1480</b>	<b>2217</b>
Avg. Per Game	105.7	158.4
Sacked/Yards Lost	24/225	49/395
Gross Yards	1705	2612
Att./Completions	278/123	401/200
Completion Pct.	44.2	49.9
Had Intercepted	15	24
<b>PUNTS/AVERAGE</b>	<b>100/37.3</b>	<b>85/36.3</b>
<b>NET PUNTING AVG.</b>	<b>100/37.7</b>	<b>85/31.0</b>
<b>PENALTIES/YARDS</b>	<b>114/984</b>	<b>87/699</b>
<b>FUMBLES/BALL LOST</b>	<b>24/13</b>	<b>37/23</b>
<b>TOUCHDOWNS</b>	<b>31</b>	<b>25</b>
Rushing	20	10
Passing	9	15
Returns	2	0

PASSING	Att	Cmp	Yds	Cmp%	Yd/Att	TD	TD%	Int	Int%	Lg	Sack/Lost	Rating
Avellini	271	118	1580	43.5	5.83	8	3.0	15	5.5	63	24/225	49.7
Carter	5	3	77	60.0	15.40	1	20.0	0	0.0	55	0/0	145.0
Parsons	2	2	48	100.0	24.00	0	0.0	0	0.0	25	0/0	119.0
<b>BEARS</b>	<b>278</b>	<b>123</b>	<b>1705</b>	<b>44.2</b>	<b>6.13</b>	<b>9</b>	<b>3.2</b>	<b>15</b>	<b>5.4</b>	<b>63</b>	<b>24/225</b>	<b>52.6</b>
<b>OPPONENTS</b>	<b>401</b>	<b>200</b>	<b>2612</b>	<b>49.9</b>	<b>6.51</b>	<b>15</b>	<b>3.7</b>	<b>24</b>	<b>6.0</b>	<b>75</b>	<b>49/395</b>	<b>58.1</b>

Score by Period	1	2	3	4	OT	Tot
BEARS	69	47	99	38	0	253
OPPONENTS	23	80	34	79	0	216

SCORING	TDs:Ru-Pa-R	K-PAT	FG	2Pt	Pts
---------	-------------	-------	----	-----	-----

Payton	13	13	0	0	0	78		
B. Thomas	0	0	0	0	27/31	12/25	0	63
Scott	6	0	0	0	0	36		
Musso	4	4	0	0	1	26		
Harper	3	2	1	0	0	18		
Adamie	1	0	1	0	1	8		
Avellini	1	1	0	0	0	6		
Hartenstine	1	0	0	1	0	6		
Burks	1	0	1	0	0	6		
Ellis	1	0	0	1	0	6		
BEARS	31	20	9	2	27/31	12/25	2	253
OPPONENTS	25	10	15	0	13/25	25/25	0	216

RUSHING	No	Yds	Avg	Lg	TD
---------	----	-----	-----	----	----

Payton	311	1390	4.5	60	13
Harper	147	625	4.3	28	2
Musso	57	200	3.5	11	4
Adamie	33	93	2.8	12	0
Avellini	18	58	3.2	15	1
Schreiber	4	15	3.8	11	0
Rather	1	4	4.0	4	0
Parsons	1	2	2.0	2	0
Carter	1	0	0.0	0	0
Scott	2	-4	-2.0	3	0
Latta	2	-8	-4.0	-3	0
Baschnagel	1	-12	-12.0	-12	0
<b>BEARS</b>	<b>578</b>	<b>2363</b>	<b>4.1</b>	<b>60</b>	<b>20</b>
<b>OPPONENTS</b>	<b>522</b>	<b>1984</b>	<b>3.8</b>	<b>31</b>	<b>10</b>

RECEIVING	No	Yds	Avg	Lg	TD
-----------	----	-----	-----	----	----

Harper	29	291	10.0	39	1
Scott	26	512	19.7	63	6
Latta	18	254	14.1	58	0
Payton	15	149	9.9	34	0
Baschnagel	13	226	17.4	58	0
Rather	5	33	6.6	7	0
Schubert	4	74	18.5	25	0
Adamie	4	28	7.0	12	1
Musso	4	26	6.5	9	0
Shanklin	2	32	16.0	35	0
Burks	1	55	55.0	55	1
Schreiber	1	16	16.0	16	0
Parsons	1	9	9.0	9	0
<b>BEARS</b>	<b>123</b>	<b>1705</b>	<b>13.9</b>	<b>63</b>	<b>9</b>
<b>OPPONENTS</b>	<b>200</b>	<b>2612</b>	<b>13.1</b>	<b>75</b>	<b>15</b>

PUNTING	No	Yds	Avg	Net	TB	In	Lg	B
Parsons	99	3726	37.6	32.2	8	20	62	1
<b>BEARS</b>	<b>100</b>	<b>3726</b>	<b>37.3</b>	<b>32.2</b>	<b>8</b>	<b>20</b>	<b>62</b>	<b>1</b>
<b>OPPONENTS</b>	<b>85</b>	<b>3085</b>	<b>36.3</b>	<b>31.0</b>	<b>9</b>	<b>17</b>	<b>69</b>	<b>0</b>

INTS	No	Yds	Avg	Lg	TD
------	----	-----	-----	----	----

Brupbacher	7	49	7.0	25	0
Ellis	6	47	7.8	22	1
Plank	4	31	7.8	15	0
Livers	3	34	11.3	18	0
Bryant	2	6	3.0	3	0
Clemens	1	28	28.0	28	0
Chambers	1	8	8.0	8	0
Hartenstine	0	12	12.0	12	1
<b>BEARS</b>	<b>24</b>	<b>215</b>	<b>9.0</b>	<b>28</b>	<b>2</b>
<b>OPPONENTS</b>	<b>15</b>	<b>213</b>	<b>14.2</b>	<b>67</b>	<b>0</b>

KO RETURNS	No	Yds	Avg	Lg	TD
------------	----	-----	-----	----	----

Baschnagel	29	754	26.0	48	0
Adamie	11	179	16.3	30	0
Harper	6	119	19.8	30	0
Livers	1	14	14.0	14	0
Musso	2	18	9.0	17	0
Schubert	1	3	3.0	3	0
Payton	1	0	0.0	0	0
<b>BEARS</b>	<b>51</b>	<b>1087</b>	<b>21.3</b>	<b>48</b>	<b>0</b>
<b>OPPONENTS</b>	<b>54</b>	<b>969</b>	<b>17.9</b>	<b>38</b>	<b>0</b>

PUNT RET.	Ret	FC	Yds	Avg	Lg	TD
-----------	-----	----	-----	-----	----	----

Livers	28	0	205	7.3	51	0
Schubert	11	5	60	5.5	14	0
Baschnagel	2	1	2	1.0	3	0
Adamie	1	0	2	2.0	2	0
Knox	1	0	0	0.0	0	0
<b>BEARS</b>	<b>43</b>	<b>6</b>	<b>269</b>	<b>6.3</b>	<b>51</b>	<b>0</b>
<b>OPPONENTS</b>	<b>44</b>	<b>20</b>	<b>346</b>	<b>7.9</b>	<b>45</b>	<b>0</b>

FGs	1-19	20-29	30-39	40-49	50+
-----	------	-------	-------	-------	-----

B. Thomas	0/0	3/3	4/6	5/11	0/5
<b>BEARS</b>	<b>0/0</b>	<b>3/3</b>	<b>4/6</b>	<b>5/11</b>	<b>0/5</b>
<b>OPPONENTS</b>	<b>1/1</b>	<b>7/8</b>	<b>2/8</b>	<b>3/7</b>	<b>0/1</b>
B. Thomas:(51N,27G)(45N,35G)(45N)(47G,34G,39G,35G)(52N)(50N,42G,48N,42N)(40N)(33N,31N)(46G)(52N,46G)(42G,25G,22G)(45N,51N)(I)					
<b>OPPONENTS:</b> (27G,31N)(21G)(38N,38N,49N,38N,45G)(I)(29G,39G)(44G,52N,37G)(22G)(24G,24G)(43N)(37N,19G,27G)(48N)(45G,40N,31N)(I)(27N)					

DEFENSE	(Top 10)	T	S	A	FF	FR	PD	Sa	Int
---------	----------	---	---	---	----	----	----	----	-----

Rives	165	112	53	3	2	5	3	0	0
Clemens	130	94	36	2	1	6	0	0	1
Plank	130	90	40	4	4	12	0	0	4
Bryant	115	80	35	2	2	7	3	0	2
Chambers	102	80	22	3	0	1	8	0	1
Hartenstine	86	56	30	1	3	5	3	0	0
Osborne	79	59	20	2	0	2	15	0	0
Rydalch	70	53	17	1	1	0	7	0	0
Brupbacher	65	45	20	1	3	10	1	5	7
Ellis	64	58	6	1	0	11	0	0	6

**SACKS:** Osborne 15.0, Chambers 8.0, Rydalch 7.0, Stillwell 5.5, Bryant 3.0, Hartenstine 3.0, Rives 3.0, Meyers 2.5, Brupbacher 1.5, Berry 0.5  
**TEAM 49.0, OPPONENTS 24.0**

### USUAL STARTERS

Offense	Defense
WR ... Brian Baschnagel	RE ... Roger Stillwell
LT ... Lionel Antoine	RT ... Wally Chambers
LG ... Noah Jackson	LT ... Jim Osborne
C ... Dan Neal	LE ... Mike Hartenstine
RG ... Revie Sevey/Jeff Sevy	WLB ... Waymond Bryant
TE ... Jeff Sevy/Dennis Lick	MLB ... Don Rives
RT ... Greg Latta	SLB ... Ross Brupbacher
WR ... James Scott	RCB ... Virgil Livers
QB ... Bob Avellini	LCB ... Allan Ellis
RB ... Walter Payton	SS ... Doug Plank
FB ... Roland Harper	FS ... Craig Clemens

### RANKINGS

Team Stats	Bears	Avg	Rank
Total Yards	3843	274.5	
Rushing Yards	2362	168.8	6
Passing Yards	1480	105.7	28
Points Scored	253	18.1	17

	Opp	Avg	Rank
Total Yards	4201	300.1	
Rushing Yards	1984	141.7	13
Passing Yards	2217	158.4	22
Points Scored	216	15.4	8



### 1977 CHICAGO BEARS STATISTICS

**Record: 9-5, .643**

**2nd Place, NFC Central**  
**Head Coach: Jack Pardee**

09/18	W	30-20	DETROIT	57,359
09/25	L	13-16	at St. Louis	51,392
10/02	L	24-42	NEW ORLEANS	57,359
10/10	W	24-23	L.A. RAMS	57,359
10/16	L	16-22	at Minnesota	48,446
10/23	L	10-16	ATLANTA	57,359
10/30	W	26-0	at Green Bay	56,267
11/06	L	0-47	at Houston	51,177
11/13	W	28-27	KANSAS CITY	57,359
11/20	W	10-7	MINNESOTA	57,359
11/24	W	31-14	at Detroit	75,185
12/04	W	10-0	at Tampa Bay	50,264
12/11	W	21-10	GREEN BAY	57,539
12/18	W	12-9	at N.Y. Giants	76,626
<b>PLAYOFFS</b>				
12/26	L	7-37	at Dallas	64,758

	Bears	Opp
<b>TOTAL FIRST DOWNS</b>	<b>247</b>	<b>241</b>
Rushing	141	124
Passing	94	106
Penalty	12	11
3rd Down: Made/Att	NA/NA	NA/NA
3rd Down Pct.	NA/NA	NA/NA
4th Down: Made/Att	NA/NA	NA/NA
4th Down Pct.	NA/NA	NA/NA
<b>TOTAL NET YARDS</b>	<b>4655</b>	<b>4285</b>
Avg. Per Game	332.5	306.1
Total Plays	930	947
Avg. Per Play	5.0	4.5
<b>NET YARDS RUSHING</b>	<b>2811</b>	<b>2158</b>
Avg. Per Game	200.8	154.1
Total Rushes	599	544
<b>NET YARDS PASSING</b>	<b>1844</b>	<b>2127</b>
Avg. Per Game	131.7	151.9
Sacked/Yards Lost	26/226	27/207
Gross Yards	2070	2334
Att./Completions	305/161	377/182
Completion Pct.	52.8	48.3
Had Intercepted	18	18
<b>PUNTS/AVERAGE</b>	<b>82/39.4</b>	<b>93/39.1</b>
<b>NET PUNTING AVG.</b>	<b>93/NA</b>	<b>92/NA</b>
<b>PENALTIES/YARDS</b>	<b>97/852</b>	<b>83/671</b>
<b>FUMBLES/BALL LOST</b>	<b>36/17</b>	<b>27/13</b>
<b>TOUCHDOWNS</b>	<b>31</b>	<b>27</b>
Rushing	18	14
Passing	11	7
Returns	2	6

PASSING	Att	Cmp	Yds	Cmp%	Yd/Att	TD	TD%	Int	Int%	Lg	Sack/Lost	Rating
Avellini	293	154	2004	52.6	6.84	11	3.8	18	6.1	75	23/200	61.7
Parsons	4	4	61	100.0	15.25	0	0.0	0	0.0	32	0/0	119.0
Phipps	5	3	5	60.0	1.00	0	0.0	0	0.0	10	3/26	64.6
Harper	2	0	0	0.0	0.00	0	0.0	0	0.0	-	0/0	39.0
Baschnagel	1	0	0	0.0	0.00	0	0.0	0	0.0	-	0/0	39.0
<b>BEARS</b>	<b>305</b>	<b>161</b>	<b>2070</b>	<b>52.8</b>	<b>6.79</b>	<b>11</b>	<b>3.6</b>	<b>18</b>	<b>5.9</b>	<b>75</b>	<b>26/226</b>	<b>61.8</b>
<b>OPPONENTS</b>	<b>377</b>	<b>182</b>	<b>2334</b>	<b>48.3</b>	<b>6.19</b>	<b>7</b>	<b>1.9</b>	<b>18</b>	<b>4.8</b>	<b>85</b>	<b>27/207</b>	<b>54.5</b>

Score by Period	1	2	3	4	OT	Tot
BEARS	50	56	37	109	3	255
OPPONENTS	60	73	37	77	6	253

SCORING	TDs:Ru-Pa-R	K-PAT	FG	2pt	Pts			
Payton	16	14	2	0/0	0/0	96		
B. Thomas	0	0	0	27/30	14/27	0	69	
Latta	4	0	4	0	0	24		
Scott	3	0	3	0	0	18		
Musso	2	2	0	0	0	12		
Rather	2	0	2	0	0	12		
Schubert	1	0	0	1	0	6		
Baschnagel	1	0	0	1	0	6		
Avellini	1	1	0	0	0	6		
Earl	1	1	0	0	0	6		
BEARS	31	18	11	2	27/30	14/27	0	255
OPPONENTS	27	14	7	6	26/26	21/29	0	253

RUSHING	No	Yds	Avg	Lg	TD
Payton	339	1852	5.5	73	14
Harper	120	457	3.8	19	0
Earl	56	233	4.2	34	1
Musso	37	132	3.6	13	2
Avellini	37	109	2.9	21	1
Best	6	20	3.3	6	0
Scott	1	10	10.0	10	0
Baschnagel	1	0	0.0	0	0
Evans	1	0	0.0	0	0
Rather	1	-2	-2.0	-2	0
<b>BEARS</b>	<b>599</b>	<b>2811</b>	<b>4.7</b>	<b>73</b>	<b>18</b>
<b>OPPONENTS</b>	<b>544</b>	<b>2158</b>	<b>4.0</b>	<b>61</b>	<b>14</b>

RECEIVING	No	Yds	Avg	Lg	TD
Scott	50	809	16.2	72	3
Payton	27	269	10.0	75	2
Latta	26	335	12.9	37	4
Harper	19	142	7.5	34	0
Rather	17	294	17.3	42	2
Schubert	8	119	14.9	32	0
Earl	6	32	5.3	10	0
Baschnagel	4	50	12.5	25	0
Musso	3	13	4.3	21	0
Rivera	1	7	7.0	7	0
<b>BEARS</b>	<b>161</b>	<b>2070</b>	<b>12.9</b>	<b>75</b>	<b>11</b>
<b>OPPONENTS</b>	<b>182</b>	<b>2334</b>	<b>12.8</b>	<b>85</b>	<b>7</b>

PUNTING	No	Yds	Avg	Net	TB	In	Lg	B
Parsons	80	3232	40.4	35.1	7	17	58	2
<b>BEARS</b>	<b>82</b>	<b>3232</b>	<b>39.4</b>	<b>35.1</b>	<b>7</b>	<b>17</b>	<b>58</b>	<b>2</b>
<b>OPPONENTS</b>	<b>93</b>	<b>3636</b>	<b>39.1</b>	<b>31.7</b>	<b>11</b>	<b>22</b>	<b>69</b>	<b>0</b>

INTS	No	Yds	Avg	Lg	TD
Ellis	6	23	3.8	11	0
Fencik	4	33	8.3	23	0
Plank	4	32	8.0	20	0
Livers	2	29	14.5	29	0
Buffone	1	12	12.0	12	0
Hicks	1	9	9.0	9	0
<b>BEARS</b>	<b>18</b>	<b>138</b>	<b>7.7</b>	<b>29</b>	<b>0</b>
<b>OPPONENTS</b>	<b>18</b>	<b>171</b>	<b>9.5</b>	<b>57</b>	<b>1</b>

KO RETURNS	No	Yds	Avg	Lg	TD
Baschnagel	23	557	24.2	84	1
Evans	13	253	19.5	30	0
Best	6	127	21.2	29	0
Earl	2	38	19.0	25	0
Harper	3	44	14.7	22	0
Musso	5	100	20.0	33	0
Payton	2	95	47.5	68	0
Walterscheid	3	59	19.7	22	0
<b>BEARS</b>	<b>57</b>	<b>1275</b>	<b>22.3</b>	<b>84</b>	<b>1</b>
<b>OPPONENTS</b>	<b>52</b>	<b>1010</b>	<b>19.4</b>	<b>85</b>	<b>1</b>

PUNT RET.	Ret	FC	Yds	Avg	Lg	TD
Schubert	31	10	291	9.4	70	1
Baschnagel	3	2	54	18.0	42	0
Plank	1	0	21	21.0	21	0
Walterscheid	6	1	59	9.8	14	0
Livers	6	1	46	7.7	21	0
<b>BEARS</b>	<b>47</b>	<b>14</b>	<b>471</b>	<b>10.0</b>	<b>70</b>	<b>1</b>
<b>OPPONENTS</b>	<b>42</b>	<b>15</b>	<b>216</b>	<b>5.1</b>	<b>37</b>	<b>0</b>

FGs	1-19	20-29	30-39	40-49	50+
B. Thomas	0/0	6/9	6/10	2/6	0/2
<b>BEARS</b>	<b>0/0</b>	<b>6/9</b>	<b>6/10</b>	<b>2/6</b>	<b>0/2</b>
<b>OPPONENTS</b>	<b>2/2</b>	<b>8/9</b>	<b>8/10</b>	<b>3/7</b>	<b>0/1</b>
B. Thomas: 39N, 35G, 23G, 29G, 21G, 33G, 47N, 38G, 41N, 40G, 47G, 20G, 44N, 39N, 29N, 37G, 56N, 31N, 39G, 29N, 53N, 32G, 44N, 32G, 23N, 38N, 28G					

DEFENSE	(Top 10)	T	S	A	FF	FR	PD	SA	Int
Fencik	133	93	40	1	0	7	0	0	4
Rives	89	61	28	0	1	0	0	0	0
Bryant	85	63	22	1	2	2	1	5	0
Rydalch	77	54	23	1	1	1	1	9	5
Plank	71	43	28	0	4	0	1	0	4
Buffone	67	48	19	0	0	5	1	0	1
Livers	56	45	11	0	1	16	0	0	2
Hartenstine	55	34	21	1	3	4	1	0	0
Ellis	51	47	4	0	0	13	0	0	6
Osborne	49	32	17	0	0	0	4	0	0

**SACKS:** Rydalch 9.5, Newsome 5.0, Osborne 4.0, Sevy 2.0, Bryant 1.5, Buffone 1.0, Hartenstine 1.0, Meyers 1.0, Muckenturm 1.0, Plank 1.0

**TEAM 27.0, OPPONENTS 26.0**

#### USUAL STARTERS

Offense	Defense
WR ...Bo Rather	RE ...Billy Newsome
LT ...Ted Albrecht	RT ...Ron Rydalch
LG ...Noah Jackson	LT ...Jim Osborne
C ...Dan Peiffer	LE ...Mike Hartenstine
RG ...Revis Sorey	WLB ...Waymond Bryant
RT ...Dennis Lick	MLB ...Tom Hicks
TE ...Greg Latta	SLB ...Doug Buffone
WR ...James Scott	RCB ...Virgil Livers
QB ...Bob Avellini	LCB ...Allan Ellis
RB ...Walter Payton	SS ...Gary Fencik
FB ...Roland Harper	FS ...Doug Plank

Team Stats	Bears	Avg
Total Yards	4655	332.5
Rushing Yards	2811	200.8
Passing Yards	1844	131.7
Points Scored	255	18.2

	Opp	Avg
Total Yards	4285	306.1
Rushing Yards	2158	154.1
Passing Yards	2127	151.9
Points Scored	253	18.1

# History All-Time Results



## 1978 CHICAGO BEARS STATISTICS

**Record: 7-9, .438**

**T-3rd Place, NFC Central**  
**Head Coach: Neill Armstrong**

09/03	W	17-10	ST. LOUIS	52,791
09/10	W	16-13	at San Francisco	49,502
09/17	W	19-0	at Detroit	65,982
09/25	L	20-24	MINNESOTA	53,581
10/01	L	19-25	OAKLAND	52,848
10/08	L	14-24	at Green Bay	55,352
10/16	L	7-16	at Denver	75,008
10/22	L	19-33	at Tampa Bay	68,146
10/29	L	17-21	DETROIT	53,378
11/05	L	29-31	SEATTLE	50,697
11/12	L	14-17	at Minnesota	43,286
11/19	W	13-7	ATLANTA	48,022
11/26	W	14-3	TAMPA BAY	42,373
12/04	L	7-40	at San Diego	48,492
12/10	W	14-0	GREEN BAY	34,306
12/16	W	14-10	at Washington	49,774

	Bears	Opp
<b>TOTAL FIRST DOWNS</b>	<b>262</b>	<b>282</b>
Rushing	136	128
Passing	99	134
Penalty	27	20
3rd Down: Made/Att	89/248	75/240
3rd Down Pct.	35.9	31.3
4th Down: Made/Att	NA	NA
4th Down Pct.	NA	NA
<b>TOTAL NET YARDS</b>	<b>4459</b>	<b>4680</b>
Avg. Per Game	278.7	292.5
Total Plays	1020	1044
Avg. Per Play	4.4	4.5
<b>NET YARDS RUSHING</b>	<b>2526</b>	<b>2174</b>
Avg. Per Game	157.9	135.9
Total Rushes	634	568
<b>NET YARDS PASSING</b>	<b>1933</b>	<b>2506</b>
Avg. Per Game	120.8	156.6
Sacked/Yards Lost	34/288	40/351
Gross Yards	2221	2857
Att./Completions	352/186	436/239
Completion Pct.	52.8	54.8
Had Intercepted	28	17
<b>PUNTS/AVERAGE</b>	<b>96/37.0</b>	<b>97/35.4</b>
<b>NET PUNTING AVG.</b>	<b>96/32.2</b>	<b>97/30.4</b>
<b>PENALTIES/YARDS</b>	<b>101/958</b>	<b>101/800</b>
<b>FUMBLES/BALL LOST</b>	<b>22/8</b>	<b>32/16</b>
<b>TOUCHDOWNS</b>	<b>29</b>	<b>33</b>
Rushing	19	15
Passing	7	16
Returns	3	2

PASSING	Att	Cmp	Yds	Cmp%	Yd/Att	TD	TD%	Int	Int%	Lg	Sack/Lost	Rating
Avellini	264	141	1718	53.4	6.51	5	1.9	16	6.1	61	26/208	54.6
Phipps	83	44	465	53.0	5.60	2	2.4	10	12.0	35	6/55	38.0
Evans	3	1	38	33.3	12.67	0	0.0	1	33.3	38	2/25	42.1
Parsons	1	0	0	0.0	0.00	0	0.0	0	0.0	-	0/0	0.0
Harper	1	0	0	0.0	0.00	0	0.0	0	0.0	-	0/0	0.0
<b>BEARS</b>	<b>352</b>	<b>186</b>	<b>2221</b>	<b>52.8</b>	<b>6.31</b>	<b>7</b>	<b>2.0</b>	<b>28</b>	<b>8.0</b>	<b>61</b>	<b>34/288</b>	<b>45.7</b>
<b>OPPONENTS</b>	<b>436</b>	<b>239</b>	<b>2857</b>	<b>54.8</b>	<b>6.55</b>	<b>16</b>	<b>3.7</b>	<b>17</b>	<b>3.9</b>	<b>58</b>	<b>40/351</b>	<b>71.1</b>

Score by Period	1	2	3	4	OT	Tot
BEARS	30	55	93	75	0	253
OPPONENTS	71	69	47	81	6	274

SCORING	TDs	Ru-Pa-R	K-PAT	FG	2pt Pts
---------	-----	---------	-------	----	---------

B. Thomas	0	0	0	0	26/29	17/22	0	77
Payton	11	11	0	0	0	0	0	68
Harper	8	6	2	0	0	0	0	48
Scott	5	0	5	0	0	0	0	30
Avellini	2	2	0	0	0	0	12	12
Spivey	1	0	0	1	0	0	6	6
Livers	1	0	0	1	0	0	6	6
Schubert	1	0	0	1	0	0	6	6
Hart	0	0	0	0	1	2	2	2
<b>BEARS</b>	<b>29</b>	<b>19</b>	<b>7</b>	<b>3</b>	<b>26/29</b>	<b>17/22</b>	<b>1</b>	<b>253</b>
<b>OPPONENTS</b>	<b>33</b>	<b>15</b>	<b>16</b>	<b>2</b>	<b>28/NA</b>	<b>16/NA</b>	<b>0</b>	<b>274</b>

RUSHING	No	Yds	Avg	Lg	TD
---------	----	-----	-----	----	----

Payton	333	1395	4.2	76	11
Harper	240	992	4.1	31	6
Avellini	34	54	1.6	10	2
Phipps	13	34	2.6	10	0
Evans	6	23	3.8	13	0
Earl	3	17	5.7	9	0
Best	2	11	5.5	6	0
Morris	1	0	0.0	0	0
Parsons	1	0	0.0	0	0
Baschnagel	1	0	0.0	0	0
<b>BEARS</b>	<b>634</b>	<b>2526</b>	<b>4.0</b>	<b>76</b>	<b>19</b>
<b>OPPONENTS</b>	<b>564</b>	<b>2174</b>	<b>3.9</b>	<b>67</b>	<b>15</b>

RECEIVING	No	Yds	Avg	Lg	TD
-----------	----	-----	-----	----	----

Payton	50	480	9.6	61	0
Harper	43	340	7.9	33	2
Scott	42	759	18.1	59	5
Richards	27	379	14.0	52	0
Latta	15	159	10.6	21	0
Schubert	4	51	12.8	19	0
Baschnagel	2	29	14.5	22	0
Rather	1	15	15.0	15	0
Cobb	1	7	7.0	7	0
Earr	1	1	1.0	1	0
<b>BEARS</b>	<b>186</b>	<b>2221</b>	<b>11.9</b>	<b>61</b>	<b>7</b>
<b>OPPONENTS</b>	<b>239</b>	<b>2857</b>	<b>12.0</b>	<b>55</b>	<b>16</b>

PUNTING	No	Yds	Avg	Net	TB	In	Lg	B
---------	----	-----	-----	-----	----	----	----	---

Parsons	96	3549	37.0	32.2	8	18	54	0
<b>BEARS</b>	<b>96</b>	<b>3549</b>	<b>37.0</b>	<b>32.2</b>	<b>8</b>	<b>18</b>	<b>54</b>	<b>0</b>
<b>OPPONENTS</b>	<b>97</b>	<b>3437</b>	<b>35.4</b>	<b>30.4</b>	<b>10</b>	<b>25</b>	<b>61</b>	<b>2</b>

INTS	No	Yds	Avg	Lg	TD
------	----	-----	-----	----	----

Fencik	4	77	19.3	59	0
Livers	3	85	28.7	80	1
Buffone	3	22	7.3	16	0
Schmidt	2	23	11.5	23	0
Rives	2	8	4.0	8	0
Plank	1	0	0.0	0	0
Gaines	1	0	0.0	0	0
Walterscheid	1	0	0.0	0	0
<b>BEARS</b>	<b>17</b>	<b>216</b>	<b>12.7</b>	<b>60</b>	<b>1</b>
<b>OPPONENTS</b>	<b>28</b>	<b>312</b>	<b>11.1</b>	<b>63</b>	<b>1</b>

KO RETURNS	No	Yds	Avg	Lg	TD
------------	----	-----	-----	----	----

Baschnagel	20	455	22.8	30	0
Walterscheid	11	335	30.5	81	0
Gaines	10	240	24.0	37	0
Morgan	5	110	22.0	24	0
Schubert	4	80	20.0	27	0
Spivey	2	34	17.0	23	0
Earl	3	48	16.0	20	0
Sikbinski	3	36	12.0	20	0
Latta	2	14	7.0	8	0
Muckensturm	1	6	6.0	6	0
<b>BEARS</b>	<b>61</b>	<b>1358</b>	<b>22.3</b>	<b>81</b>	<b>0</b>
<b>OPPONENTS</b>	<b>52</b>	<b>1145</b>	<b>22.0</b>	<b>43</b>	<b>0</b>

PUNT RET.	Ret	FC	Yds	Avg	Lg	TD
-----------	-----	----	-----	-----	----	----

Scrub	21	21	229	8.5	73	1
Livers	10	0	31	3.1	13	0
Walterscheid	3	0	24	8.0	11	0
Baschnagel	1	1	2	2.0	2	0
<b>BEARS</b>	<b>41</b>	<b>22</b>	<b>286</b>	<b>7.0</b>	<b>73</b>	<b>1</b>
<b>OPPONENTS</b>	<b>45</b>	<b>23</b>	<b>295</b>	<b>6.6</b>	<b>21</b>	<b>0</b>

FGs	1-19	20-29	30-39	40-49	50+
-----	------	-------	-------	-------	-----

B. Thomas	0/0	7/7	9/11	1/4	0/0
<b>BEARS</b>	<b>0/0</b>	<b>7/7</b>	<b>9/11</b>	<b>1/4</b>	<b>0/0</b>
<b>OPPONENTS</b>	<b>0/0</b>	<b>4/4</b>	<b>6/8</b>	<b>6/7</b>	<b>0/0</b>
B. Thomas	39G, 32G, 44G, 38G, 28G, 27G, 32G, 25G, 24G, 44N, 21G, 27G, 23G, 33G, 36G, 39G, 38N, 45N, 32G, 37G, 41N, 39B				

DEFENSE	(Top 10)	T	S	A	FF	FR	PD	Sa	Int
---------	----------	---	---	---	----	----	----	----	-----

Fencik	130	95	35	2	2	10	0	0	4
Campbell	110	82	28	3	2	6	3	0	0
Plank	70	52	18	5	3	4	0	0	1
Harterstine	70	44	26	2	3	2	6	0	0
Hicks	67	51	16	1	0	3	0	0	0
Rives	67	44	23	1	1	2	0	0	2
Buffone	65	45	20	0	0	2	0	3	0
Livers	61	55	6	1	1	9	0	0	3
Schmidt	51	44	7	1	1	9	0	0	2
Osborne	50	37	13	1	0	2	4	0	0
Page	50	35	15	2	0	3	11	5	0

**SACKS:** Page 11.5, Hart 7.5, Harterstine 6.0, Osborne 4.0, Campbell 3.0, Buffone 2.0, Meyers 2.0, Rydahl 2.0, Heron 1.0, Shearer 1.0  
**TEAM 40.0, OPPONENTS 34.0**

### USUAL STARTERS

**Offense**  
WR ... James Scott  
LT ... Ted Albrecht  
LG ... Noah Jackson  
C ... Dan Neal  
RG ... Revie Sorey  
RT ... Dennis Lick  
TE ... Greg Latta  
WR ... Golden Richards  
QB ... Bob Avellini  
RB ... Walter Payton  
FB ... Roland Harper

**Defense**  
RE ... Mike Hartenstein  
RT ... Alan Page  
LT ... Jim Osborne  
LE ... Tommy Hart  
WLB ... Gary Campbell  
MLB ... T. Hicks/D. Rives  
SLB ... Doug Buffone  
RCB ... Virgil Livers  
LCB ... Terry Schmidt  
SS ... Gary Fencik  
FS ... Doug Plank

Team Stats	Bears	Avg
Total Yards	4459	278.7
Rushing Yards	2526	157.9
Passing Yards	1933	120.8
Points Scored	253	15.8

	Opp	Avg
Total Yards	4680	292.5
Rushing Yards	2174	135.9
Passing Yards	2506	156.6
Points Scored	274	17.1



## 1979 CHICAGO BEARS STATISTICS

**Record: 10-6, .625**

**2nd Place, NFC Central**  
**Head Coach: Neill Armstrong**

09/02	W	6-3	GREEN BAY	56,515
09/09	W	26-7	MINNESOTA	53,231
09/16	L	20-24	at Dallas	64,056
09/23	L	16-31	at Miami	66,011
09/30	L	13-17	TAMPA BAY	55,258
10/07	W	7-0	at Buffalo	73,383
10/14	L	7-27	NEW ENGLAND	54,128
10/21	L	27-30	at Minnesota	41,164
10/28	W	28-27	at San Francisco	42,773
11/04	W	35-7	DETROIT	50,108
11/11	W	27-23	L.A. RAMS	51,483
11/18	W	23-13	N.Y. JETS	52,635
11/22	L	0-20	at Detroit	66,219
12/02	W	14-0	at Tampa Bay	69,508
12/09	W	15-14	at Green Bay	54,207
12/16	W	42-6	ST. LOUIS	42,810
<b>PLAYOFFS</b>				
12/23	L	17-27	at Philadelphia	69,397

	Bears	Opp
<b>TOTAL FIRST DOWNS</b>	<b>262</b>	<b>272</b>
Rushing	140	100
Passing	98	148
Penalty	24	24
3rd Down: Made/Att	93/253	87/242
3rd Down Pct.	36.8	36.0
4th Down: Made/Att	NA	NA
4th Down Pct.	NA	NA
<b>TOTAL NET YARDS</b>	<b>4637</b>	<b>4506</b>
Avg. Per Game	289.8	281.6
Total Plays	1028	1024
Avg. Per Play	4.5	4.4
<b>NET YARDS RUSHING</b>	<b>2486</b>	<b>1978</b>
Avg. Per Game	155.4	123.6
Total Rushes	627	519
<b>NET YARDS PASSING</b>	<b>2151</b>	<b>2528</b>
Avg. Per Game	134.4	158.0
Sacked/Yards Lost	31/278	47/380
Gross Yards	2429	2908
Att./Completions	373/195	458/222
Completion Pct.	52.3	48.5
Had Intercepted	16	29
<b>PUNTS/AVERAGE</b>	<b>93/37.5</b>	<b>90/37.8</b>
<b>NET PUNTING AVG.</b>	<b>93/31.6</b>	<b>90/31.6</b>
<b>PENALTIES/YARDS</b>	<b>100/816</b>	<b>104/864</b>
<b>FUMBLES/BALL LOST</b>	<b>21/13</b>	<b>25/14</b>
<b>TOUCHDOWNS</b>	<b>37</b>	<b>31</b>
Rushing	17	9
Passing	16	21
Returns	4	1

PASSING	Att	Cmp	Yds	Cmp%	Yd/Att	TD	TD%	Int	Int%	Lg	Sack/Lost	Rating
Phipps	255	134	1535	52.5	6.02	9	3.5	8	3.1	68	17/154	69.7
Evans	63	32	508	50.8	8.06	4	6.3	5	7.9	65	8/75	66.1
Avellini	51	27	310	52.9	6.08	2	3.9	3	5.9	54	6/49	59.9
Payton	1	1	54	100.0	54.00	1	100.0	0	0.0	54	0/0	158.3
Parsons	2	1	22	50.0	11.00	0	0.0	0	0.0	22	0/0	89.6
Baschnagel	1	0	0	0.0	0.00	0	0.0	0	0.0	0	0/0	39.6
<b>BEARS</b>	<b>373</b>	<b>195</b>	<b>2429</b>	<b>52.3</b>	<b>6.51</b>	<b>16</b>	<b>4.3</b>	<b>16</b>	<b>4.3</b>	<b>68</b>	<b>31/278</b>	<b>69.2</b>
<b>OPPONENTS</b>	<b>458</b>	<b>222</b>	<b>2908</b>	<b>48.5</b>	<b>6.35</b>	<b>21</b>	<b>4.6</b>	<b>29</b>	<b>6.3</b>	<b>55</b>	<b>47/380</b>	<b>58.1</b>

Score by Period	1	2	3	4	OT	Tot
BEARS	59	84	65	98	0	306
OPPONENTS	48	72	50	79	0	249

SCORING	TDs:Ru-Pa-R	K-PAT	FG	2pt	Pts		
Payton	16	14	2	0	96		
B. Thomas	0	0	0	34/37	16/27	0	82
Williams	6	1	5	0	0	36	
Watts	4	0	3	1	0	24	
Scott	3	0	3	0	0	18	
Baschnagel	2	0	2	0	0	12	
Richards	1	0	1	0	0	6	
Evans	1	1	0	0	0	6	
McClendon	1	1	0	0	0	6	
Schubert	1	0	0	1	0	6	
Schmidt	1	0	0	1	0	6	
Hicks	1	0	0	1	0	6	
Team	0	0	0	0	1	2	

RUSHING	No	Yds	Avg	Lg	TD
Payton	369	1610	4.4	43	14
Williams	127	401	3.2	16	1
McClendon	37	160	4.3	33	1
Earl	35	132	3.8	12	0
Evans	12	72	6.0	17	1
Phipps	27	51	1.9	12	0
Delaplain	7	18	2.6	6	0
Buffone	1	14	14.0	14	0
Perrin	5	14	2.8	5	0
Skinski	3	10	3.3	4	0
Avellini	3	10	3.3	5	0
Watts	1	-6	-6.0	-6	0
<b>BEARS</b>	<b>627</b>	<b>2486</b>	<b>4.0</b>	<b>43</b>	<b>17</b>
<b>OPPONENTS</b>	<b>519</b>	<b>1978</b>	<b>3.8</b>	<b>61</b>	<b>9</b>

RECEIVING	No	Yds	Avg	Lg	TD
Baschnagel	30	452	15.1	54	2
Watts	24	421	17.5	68	3
Scott	21	382	18.2	64	3
Williams	42	354	8.4	54	5
Payton	31	313	10.1	65	2
Latta	15	131	8.7	25	0
Richards	5	107	21.4	52	1
Cobb	6	91	15.1	33	0
Earl	8	56	7.0	19	0
Schubert	2	29	14.5	15	0
McClendon	6	27	4.5	13	0
Perrin	1	27	27.0	27	0
Buffone	1	22	22.0	22	0
Delaplain	2	13	6.5	15	0
Skinski	1	4	4.0	4	0
<b>BEARS</b>	<b>195</b>	<b>2429</b>	<b>12.5</b>	<b>68</b>	<b>16</b>
<b>OPPONENTS</b>	<b>222</b>	<b>2908</b>	<b>13.1</b>	<b>55</b>	<b>21</b>

PUNTING	No	Yds	Avg	Net	TB	In	Lg	B
Parsons	92	3486	37.9	31.8	6	26	54	1
<b>BEARS</b>	<b>93</b>	<b>3486</b>	<b>37.5</b>	<b>31.8</b>	<b>6</b>	<b>26</b>	<b>54</b>	<b>1</b>
<b>OPPONENTS</b>	<b>90</b>	<b>3406</b>	<b>37.8</b>	<b>31.6</b>	<b>12</b>	<b>9</b>	<b>64</b>	<b>1</b>

INTS	No	Yds	Avg	Lg	TD
Schmidt	6	44	7.3	20	1
Fencik	6	31	5.2	17	0
Hicks	3	85	28.3	66	1
Ellis	3	67	22.3	22	0
Plank	3	33	11.0	22	0
Livers	2	41	20.5	30	0
Buffone	2	11	5.5	11	0
Gaines	1	38	38.0	38	0
Campbell	1	32	32.0	32	0
Walterscheid	1	15	15.0	15	0
Muckensturm	1	5	5.0	5	0
<b>BEARS</b>	<b>29</b>	<b>402</b>	<b>13.9</b>	<b>66</b>	<b>2</b>
<b>OPPONENTS</b>	<b>16</b>	<b>240</b>	<b>15.0</b>	<b>78</b>	<b>0</b>

KO RETURNS	No	Yds	Avg	Lg	TD
Walterscheid	19	427	22.5	44	0
Watts	14	289	20.6	83	1
Baschnagel	12	260	21.7	32	0
Schubert	2	45	22.5	27	0
Perrin	1	13	13.0	13	0
McClendon	1	12	12.0	12	0
Latta	1	8	8.0	8	0
Herron	1	0	0.0	0	0
<b>BEARS</b>	<b>51</b>	<b>1054</b>	<b>20.7</b>	<b>83</b>	<b>1</b>
<b>OPPONENTS</b>	<b>59</b>	<b>1252</b>	<b>21.2</b>	<b>56</b>	<b>0</b>

PUNT RET.	Ret.	FC	Yds	Avg	Lg	TD
Schubert	25	10	238	9.5	77	1
Walterscheid	14	5	96	6.9	14	0
Baschnagel	0	3	0	0.0	-	0
<b>BEARS</b>	<b>39</b>	<b>18</b>	<b>334</b>	<b>8.6</b>	<b>77</b>	<b>1</b>
<b>OPPONENTS</b>	<b>54</b>	<b>12</b>	<b>404</b>	<b>7.5</b>	<b>77</b>	<b>0</b>

FGs	1-19	20-29	30-39	40-49	50+
B. Thomas	1/1	4/7	9/11	2/7	0/1
<b>BEARS</b>	<b>1/1</b>	<b>4/7</b>	<b>9/11</b>	<b>2/7</b>	<b>0/1</b>
<b>OPPONENTS</b>	<b>1/1</b>	<b>7/7</b>	<b>2/5</b>	<b>2/6</b>	<b>0/1</b>
B. Thomas: (44N, 25G, 19G) (47N, 34G) (30G, 32G, 36G) (34G, 42G) (29N, 44N) (23G, 23G) (51N, 27N) (38G, 35G) (24G) (31N) (34G, 33G, 33N, 28N, 44G) (47N, 46N)					

DEFENSE	(Top 10)	T	S	A	FF	FR	PD	SA	Int
Muckensturm	111	69	42	1	2	1	3	0	1
Plank	108	72	36	4	1	7	0	0	3
Fencik	103	73	30	0	1	9	0	0	6
Campbell	92	63	29	1	1	2	4	0	1
Page	74	49	25	0	1	1	10	0	0
Hicks	74	48	26	1	2	2	0	0	3
Hampton	70	48	22	1	2	3	4	5	0
Osborne	66	54	12	0	2	1	10	5	0
Hartenstine	60	40	20	1	1	1	8	0	0
Walterscheid	57	44	13	2	1	3	4	0	1
SACKS: Osborne 10.5, Page 10.0, Hartenstine 8.0, Hampton 4.5, Campbell 4.0, Walterscheid 4.0, Muckensturm 3.0, Gaines 1.0, Herron 1.0									
<b>TEAM 47.0, OPPONENTS 31.0</b>									

### USUAL STARTERS

Offense	Defense
WR ... Scott/Watts	RE ... Mike Hartenstine
LT ... Ted Albrecht	RT ... Alan Page
LG ... Noah Jackson	LT ... Jim Osborne
C ... Dan Neal	LE ... Dan Hampton
RG ... Revie Sorey	WLB ... Gary Campbell
RT ... Dennis Lick	MLB ... Tom Hicks
TE ... Mike Tobb	SLB ... Jerry Muckensturm
WR ... Brian Baschnagel	RCB ... Virgil Liviers
QB ... Mike Phipps	LCB ... Terry Schmidt
RB ... Walter Payton	SS ... Gary Fencik
FB ... Dave Williams	FS ... Doug Plank

Team Stats	Bears	Avg
Total Yards	4637	289.8
Rushing Yards	2486	155.4
Passing Yards	2151	134.4
Points Scored	306	19.1

	Opp	Avg
Total Yards	4506	281.6
Rushing Yards	1978	123.6
Passing Yards	2528	158.0
Points Scored	249	15.6

# History All-Time Results

## 1980 CHICAGO BEARS STATISTICS

**Record: 7-9, .438**

**3rd Place, NFC Central**

**Head Coach: Neill Armstrong**

09/07	L	6-12	at Green Bay	54,381
09/14	W	22-3	NEW ORLEANS	63,523
09/21	L	14-34	MINNESOTA	59,983
09/28	L	3-38	at Pittsburgh	53,987
10/06	W	23-0	TAMPA BAY	61,350
10/12	L	7-13	at Minnesota	46,751
10/19	W	24-7	DETROIT	58,508
10/26	L	14-17	at Philadelphia	68,752
11/03	L	21-27	at Cleveland	83,224
11/09	W	35-21	WASHINGTON	57,159
11/16	L	6-10	HOUSTON	59,390
11/23	L	17-28	at Atlanta	49,164
11/27	W	23-17	at Detroit	75,397
12/07	W	61-7	GREEN BAY	57,176
12/14	L	14-17	at CINCINNATI	48,808
12/20	W	14-13	at Tampa Bay	55,298

	BEARS	OPP
<b>TOTAL FIRST DOWNS</b>	<b>286</b>	<b>285</b>
Rushing	139	111
Passing	121	149
Penalty	26	25
3rd Down: Made/Att	105/248	98/236
4th Down Pct.	42.3	41.5
4th Down: Made/Att	NA	NA
4th Down Pct.	NA	NA
<b>TOTAL NET YARDS</b>	<b>4835</b>	<b>4907</b>
Avg. Per Game	302.2	306.7
Total Plays	1016	1003
Avg. Per Play	4.8	4.9
<b>NET YARDS RUSHING</b>	<b>2440</b>	<b>2015</b>
Avg. Per Game	152.5	125.9
Total Rushes	579	506
<b>NET YARDS PASSING</b>	<b>2395</b>	<b>2892</b>
Avg. Per Game	149.7	180.8
Sacked/Yards Lost	33/274	46/379
Gross Yards	2669	3271
Att./Completions	404/209	451/238
Completion Pct.	51.7	52.8
Had Intercepted	25	17
<b>PUNTS/AVERAGE</b>	<b>79/40.6</b>	<b>82/39.0</b>
<b>NET PUNTING AVG.</b>	<b>79/32.8</b>	<b>82/34.6</b>
<b>PENALTIES/YARDS</b>	<b>100/842</b>	<b>129/1109</b>
<b>FUMBLES/BALL LOST</b>	<b>23/14</b>	<b>32/14</b>
<b>TOUCHDOWNS</b>	<b>38</b>	<b>32</b>
Rushing	22	10
Passing	13	20
Returns	3	2

PASSING	Att	Cmp	Yds	Cmp%	Yd/Att	TD	TD%	Int	Int%	Lg	Sack/Lost	Rating
Evans	276	148	2039	53.2	7.33	11	4.0	16	5.8	89	26/205	66.1
Phipps	122	61	630	50.0	5.16	2	1.6	9	7.4	56	7/69	39.8
Payton	3	0	0	0.0	0.00	0	0.0	0	0.0	0	0/0	39.6
Parsons	1	0	0	0.0	0.00	0	0.0	0	0.0	0	0/0	39.6
<b>BEARS</b>	<b>404</b>	<b>209</b>	<b>2669</b>	<b>51.7</b>	<b>6.61</b>	<b>13</b>	<b>3.2</b>	<b>25</b>	<b>6.2</b>	<b>89</b>	<b>33/274</b>	<b>57.6</b>
<b>OPPONENTS</b>	<b>451</b>	<b>238</b>	<b>3271</b>	<b>52.8</b>	<b>7.25</b>	<b>20</b>	<b>4.4</b>	<b>17</b>	<b>3.8</b>	<b>76</b>	<b>46/379</b>	<b>75.1</b>

Score by Period	1	2	3	4	OT	Tot
BEARS	51	77	77	93	6	304
OPPONENTS	57	79	51	68	9	264

SCORING	TDs	Ru-Pa	R	K-PAT	FG	2pt	Pts
---------	-----	-------	---	-------	----	-----	-----

B. Thomas	0	0	0	0	35/37	13/18	0	74
Evans	8	8	0	0	0	0	0	48
Payton	7	6	1	0	0	0	0	42
Harper	5	5	0	0	0	0	0	30
Scott	3	0	3	0	0	0	0	18
Earl	3	0	3	0	0	0	0	18
Phipps	2	2	0	0	0	0	0	12
Fisher	2	0	2	0	0	0	0	12
Watts	2	0	2	0	0	0	0	12
Baschnagel	2	0	2	0	0	0	0	12
Page	1	0	0	1	1	8	8	8
Williams	1	0	0	1	0	6	6	6
Walterscheid	1	0	0	1	0	6	6	6
McClendon	1	1	0	0	0	6	6	6

RUSHING	No	Yds	Avg	Lg	TD
---------	----	-----	-----	----	----

Payton	317	1460	4.6	69	6
Harper	113	404	3.6	13	5
Evans	60	306	5.1	58	8
McClendon	10	88	8.8	48	1
Williams	26	57	2.2	14	0
Skibinski	13	54	4.2	8	0
Suhey	22	45	2.0	10	0
Phipps	15	38	2.5	9	2
Parsons	2	4	2.0	4	0
Watts	1	-16	-16.0	-16	0
<b>BEARS</b>	<b>579</b>	<b>2440</b>	<b>4.2</b>	<b>69</b>	<b>22</b>
<b>OPPONENTS</b>	<b>506</b>	<b>2015</b>	<b>4.0</b>	<b>56</b>	<b>10</b>

RECEIVING	No	Yds	Avg	Lg	TD
-----------	----	-----	-----	----	----

Scott	36	696	19.3	64	3
Watts	22	444	20.2	89	2
Baschnagel	28	396	14.1	37	2
Payton	46	367	8.0	54	1
Earl	18	223	12.4	28	3
Fisher	12	203	16.9	56	2
Williams	22	132	6.0	18	0
Haines	4	83	20.8	18	0
Suhey	7	60	8.6	21	0
Harper	7	31	4.4	16	0
Skibinski	5	18	3.6	8	0
Cobb	2	16	8.0	9	0
<b>BEARS</b>	<b>209</b>	<b>2669</b>	<b>12.8</b>	<b>89</b>	<b>13</b>
<b>OPPONENTS</b>	<b>238</b>	<b>3271</b>	<b>13.7</b>	<b>76</b>	<b>20</b>

PUNTING	No	Yds	Avg	Net	TB	IN	Lg	B
Parsons	79	3207	40.6	32.8	10	16	61	0
<b>BEARS</b>	<b>79</b>	<b>3207</b>	<b>40.6</b>	<b>32.8</b>	<b>10</b>	<b>16</b>	<b>61</b>	<b>0</b>
<b>OPPONENTS</b>	<b>82</b>	<b>3197</b>	<b>39.0</b>	<b>34.6</b>	<b>4</b>	<b>16</b>	<b>65</b>	<b>0</b>

INTS	No	Yds	Avg	Lg	TD
------	----	-----	-----	----	----

Walterscheid	4	84	21.0	36	1
Campbell	3	36	12.0	15	0
Wilson	2	4	2.0	4	0
Muckensturm	2	2	1.0	2	0
Plank	1	20	20.0	20	0
Hicks	1	8	8.0	8	0
Fencik	1	8	8.0	8	0
Schmidt	1	0	0.0	0	0
Page	1	0	0.0	0	0
Ellis	1	0	0.0	0	0
<b>BEARS</b>	<b>17</b>	<b>162</b>	<b>9.5</b>	<b>36</b>	<b>1</b>
<b>OPPONENTS</b>	<b>25</b>	<b>161</b>	<b>6.4</b>	<b>41</b>	<b>1</b>

KO RETURNS	No	Yds	Avg	Lg	TD
------------	----	-----	-----	----	----

Williams	27	666	24.7	95	1
Suhey	19	409	21.4	31	0
Fisher	3	32	10.7	15	0
Watts	1	12	12.0	12	0
Walterscheid	1	12	12.0	12	0
McClendon	1	11	11.0	11	0
Earl	1	11	11.0	11	0
Herron	1	5	5.0	5	0
Haines	1	0	0.0	0	0
Ulmer	1	-2	-2.0	-2	0
<b>BEARS</b>	<b>56</b>	<b>1153</b>	<b>20.6</b>	<b>95</b>	<b>1</b>
<b>OPPONENTS</b>	<b>58</b>	<b>1251</b>	<b>21.6</b>	<b>54</b>	<b>0</b>

PUNT RET.	Ret	FC	Yds	Avg	Lg	TD
-----------	-----	----	-----	-----	----	----

Walterscheid	33	11	239	7.2	25	0
Lusby	4	1	14	3.5	14	0
Watts	2	0	20	10.0	11	0
Suhey	1	0	4	4.0	4	0
Plank	1	0	0	0.0	0	0
<b>BEARS</b>	<b>41</b>	<b>12</b>	<b>277</b>	<b>6.8</b>	<b>25</b>	<b>0</b>
<b>OPPONENTS</b>	<b>46</b>	<b>7</b>	<b>415</b>	<b>9.0</b>	<b>56</b>	<b>0</b>

FGs	1-19	20-29	30-39	40-49	50+
-----	------	-------	-------	-------	-----

B. Thomas	1/1	5/5	4/6	3/4	0/0
<b>BEARS</b>	<b>1/1</b>	<b>5/5</b>	<b>4/6</b>	<b>3/4</b>	<b>0/0</b>
<b>OPPONENTS</b>	<b>1/2</b>	<b>7/8</b>	<b>3/8</b>	<b>3/8</b>	<b>0/1</b>
B. Thomas (42G, 34G) (37G, 34G, 38N) (128G) (30G, 32N, 44G, 29G) (18G) (30N, 47N) (35N) (17G, 22G) (41G) (24G) (11G)					

DEFENSE	(Top 10)	T	S	A	FF	FR	PD	Sa	Int
---------	----------	---	---	---	----	----	----	----	-----

Fencik	125	94	31	0	3	8	10	1	0
Campbell	121	88	33	1	2	3	30	3	0
Muckensturm	120	101	19	0	1	1	30	2	0
Hicks	107	83	24	0	0	0	10	1	0
Plank	81	53	28	2	3	0	0	0	1
Hampton	73	56	17	2	0	1	11	5	0
Walterscheid	71	53	18	2	1	1	10	4	0
Page	68	50	18	0	2	4	9	5	1
Hartenstine	66	54	12	1	0	4	6	0	0
Osborne	65	54	11	1	2	5	8	0	0
<b>SACKS:</b> Hampton 11.5, Page 9.5, Osborne 8.0, Hartenstine 6.0, Campbell 3.0, Muckensturm 3.0, Wilson 2.0, Fencik 1.0, Hicks 1.0, Walterscheid 1.0									
<b>TEAM 46.0, OPPONENTS 33.0</b>									

### USUAL STARTERS

**Offense**  
WR ... James Scott  
LT ... Ted Albrecht  
LG ... Noah Jackson  
C ... Dan Neal  
RG ... Revie Sorey  
RT ... Dennis Lick  
TE ... Robin Earl  
WR ... Brian Baschnagel  
QB ... Vince Evans  
RB ... Walter Payton  
FB ... Roland Harper

**Defense**  
RE ... Mike Hartenstine  
RT ... Alan Page  
LT ... Jim Osborne  
LE ... Dan Hampton  
WLB ... Gary Campbell  
MLB ... Tom Hicks  
SLB ... Jerry Muckensturm  
RCB ... Allan Ellis  
LCB ... Terry Schmidt  
SS ... Gary Fencik  
FS ... Doug Plank

Team Stats	BEARS	AVG
Total Yards	4835	302.2
Rushing Yards	2440	152.5
Passing Yards	2395	289.2
Points Scored	304	17.6
	OPP	AVG
Total Yards	4907	306.7
Rushing Yards	2015	125.9
Passing Yards	2892	180.8
Points Scored	264	16.5



### 1981 CHICAGO BEARS STATISTICS

**Record: 6-10, .375**

**5th Place, NFC Central**  
**Head Coach: Neill Armstrong**

09/06	L	9-16	GREEN BAY	62,411
09/13	L	17-28	at San Francisco	49,520
09/20	W	28-17	TAMPA BAY	60,130
09/28	L	7-24	L.A. RAMS	62,461
10/04	L	21-24	at Minnesota	43,827
10/11	L	7-24	WASHINGTON	57,683
10/19	L	17-48	at Detroit	71,273
10/25	W	20-17	of SAN DIEGO	52,905
11/01	L	10-20	at Tampa Bay	63,688
11/08	W	16-13	at Kansas City	60,605
11/15	L	17-21	at Green Bay	55,338
11/22	L	7-23	DETROIT	50,082
11/26	L	9-10	at Dallas	63,499
12/06	W	10-9	MINNESOTA	50,766
12/13	W	23-6	at Oakland	40,384
12/20	W	35-24	DENVER	40,125

	Bears	Opp
<b>TOTAL FIRST DOWNS</b>	<b>278</b>	<b>290</b>
Rushing	126	120
Passing	126	144
Penalty	26	26
3rd Down: Made/Att	95/268	73/233
3rd Down Pct.	35.4	31.3
4th Down: Made/Att	NA	NA
4th Down Pct.	NA	NA
<b>TOTAL NET YARDS</b>	<b>4633</b>	<b>5394</b>
Avg. Per Game	289.6	337.1
Total Plays	1134	1076
Avg. Per Play	4.1	5.0
<b>NET YARDS RUSHING</b>	<b>2171</b>	<b>2146</b>
Avg. Per Game	135.7	134.1
Total Rushes	608	521
<b>NET YARDS PASSING</b>	<b>2462</b>	<b>3248</b>
Avg. Per Game	153.9	203.0
Sacked/Yards Lost	35/266	31/279
Gross Yards	2728	3527
Att./Completions	489/222	525/233
Completion Pct.	45.4	44.4
Had Intercepted	23	18
<b>PUNTS/AVERAGE</b>	<b>114/39.7</b>	<b>98/40.7</b>
<b>NET PUNTING AVG.</b>	<b>33.3</b>	<b>33.3</b>
<b>PENALTIES/YARDS</b>	<b>121/996</b>	<b>119/947</b>
<b>FUMBLES/BALL LOST</b>	<b>37/17</b>	<b>33/22</b>
<b>TOUCHDOWNS</b>	<b>31</b>	<b>39</b>
Rushing	13	13
Passing	14	23
Returns	4	3

Score by Period	1	2	3	4	OT	Tot
BEARS	41	71	55	80	6	253
OPPONENTS	83	83	63	95	0	324

SCORING	Tds:Ru-Pa-R	K-PAT	Fgt	Pnt	Pts
Roveto	0	0	0	0	0
Payton	8	6	2	0	48
Suhey	3	3	0	0	18
Evans	3	3	0	0	18
Baschnagel	3	0	0	0	18
Watts	3	0	0	0	18
Anderson	2	0	2	0	12
D. Williams	2	0	2	0	12
Thomas	0	0	0	2/3	2/3
Nielsen	0	0	0	8/8	0/2
Earl	1	0	1	0	6
Bell	1	0	0	1	6
J. Fisher	1	0	0	1	6
Margum	1	0	1	0	6
Harper	1	1	0	0	6
Fencik	1	0	0	1	6
Harris	1	0	0	1	6
Plank	0	0	0	0	1
<b>BEARS</b>	<b>31</b>	<b>13</b>	<b>14</b>	<b>29</b>	<b>123</b>
<b>OPPONENTS</b>	<b>39</b>	<b>13</b>	<b>23</b>	<b>3</b>	<b>123</b>

RUSHING	No	Yds	Avg	Lg	TD
Payton	339	1222	3.6	39	6
Suhey	150	521	3.5	26	3
Evans	43	218	5.1	25	3
Harper	34	106	3.1	11	1
McClendon	30	74	2.5	17	0
D. Williams	2	19	9.5	14	0
Margum	1	11	11.0	11	0
Baschnagel	1	10	10.0	10	0
Phipps	1	0	0.0	0	0
Avellini	3	-1	-0.3	0	0
Neal	1	-6	-6.0	-6	0
Parsons	1	-6	-6.0	-6	0
<b>BEARS</b>	<b>608</b>	<b>2171</b>	<b>3.6</b>	<b>39</b>	<b>13</b>
<b>OPPONENTS</b>	<b>521</b>	<b>2146</b>	<b>4.1</b>	<b>59</b>	<b>13</b>

RECEIVING	No	Yds	Avg	Lg	TD
Margum	39	584	15.0	41	1
Baschnagel	34	554	16.3	72	3
Watts	27	465	17.2	42	3
Payton	41	379	9.2	30	2
Anderson	9	243	27.0	85	2
Suhey	33	168	5.1	15	0
D. Williams	18	126	7.0	14	2
Earl	10	118	11.8	24	1
B. Williams	3	32	10.7	16	0
Cobb	2	20	10.0	11	0
Harris	1	18	18.0	18	0
Harper	2	10	5.0	8	0
Zanders	1	7	7.0	7	0
McClendon	2	4	2.0	4	0
<b>BEARS</b>	<b>222</b>	<b>2728</b>	<b>12.3</b>	<b>85</b>	<b>14</b>
<b>OPPONENTS</b>	<b>233</b>	<b>3527</b>	<b>15.1</b>	<b>94</b>	<b>23</b>

PUNTING	No	Yds	Avg	Net	Tb	In	Lg	B
Parsons	114	4531	39.7	33.3	7	31	55	0
<b>BEARS</b>	<b>114</b>	<b>4531</b>	<b>39.7</b>	<b>33.3</b>	<b>7</b>	<b>31</b>	<b>55</b>	<b>0</b>
<b>OPPONENTS</b>	<b>98</b>	<b>3985</b>	<b>40.7</b>	<b>33.3</b>	<b>10</b>	<b>15</b>	<b>67</b>	<b>0</b>

INTS	No	Yds	Avg	Lg	TD
Fencik	6	121	20.2	69	1
Henderson	4	84	21.0	39	0
Schmidt	2	4	2.0	4	0
J. Fisher	2	3	1.5	3	0
Bell	1	92	92.0	92	1
Harris	1	44	44.0	44	1
Walterscheid	1	0	0.0	0	0
Singletary	1	-3	-3.0	-3	0
<b>BEARS</b>	<b>18</b>	<b>345</b>	<b>19.2</b>	<b>92</b>	<b>3</b>
<b>OPPONENTS</b>	<b>23</b>	<b>385</b>	<b>16.7</b>	<b>50</b>	<b>2</b>

KO RETURNS	No	Yds	Avg	Lg	TD
D. Williams	23	486	21.1	42	0
Moorehead	23	476	20.7	56	0
Baschnagel	2	34	17.0	23	0
J. Fisher	6	96	16.0	23	0
Frazier	6	77	12.8	15	0
B. Williams	1	35	35.0	35	0
B. Fisher	2	15	7.5	9	0
Anderson	1	-5	-5.0	-5	0
<b>BEARS</b>	<b>64</b>	<b>1214</b>	<b>19.0</b>	<b>56</b>	<b>0</b>
<b>OPPONENTS</b>	<b>44</b>	<b>937</b>	<b>21.3</b>	<b>47</b>	<b>0</b>

PUNT RET.	Ret	FC	Yds	Avg	Lg	TD
J. Fisher	43	20	509	11.8	88	1
Walterscheid	1	0	6	6.0	6	0
Plank	1	1	3	3.0	3	0
Baschnagel	0	3	0	0.0	0	0
<b>BEARS</b>	<b>45</b>	<b>24</b>	<b>518</b>	<b>11.5</b>	<b>88</b>	<b>1</b>
<b>OPPONENTS</b>	<b>66</b>	<b>12</b>	<b>594</b>	<b>9.0</b>	<b>55</b>	<b>1</b>

FGS	1-19	20-29	30-39	40-49	50+
Roveto	0/1	6/7	2/3	2/7	0/0
Thomas	0/0	1/2	1/1	0/0	0/0
Nielsen	0/0	0/1	0/1	0/0	0/0
<b>BEARS</b>	<b>0/1</b>	<b>7/10</b>	<b>3/5</b>	<b>2/7</b>	<b>0/0</b>
<b>OPPONENTS</b>	<b>1/1</b>	<b>3/5</b>	<b>6/8</b>	<b>6/11</b>	<b>1/4</b>

DEFENSE (Top 10)	T	S	A	FF	FR	PD	SA	Int
Fencik	135	112	23	2	1	17	1.0	6
Wilson	81	65	16	2	3	3	0.0	0
Campbell	77	47	30	0	1	2	0.0	0
Singletary	72	60	12	1	0	4	0.0	1
Hampton	68	56	12	1	0	4	9.0	0
Plank	67	51	16	0	4	11	3.0	0
Harris	61	47	14	1	3	5	2.0	1
Page	61	49	12	0	1	4	9.0	0
Henderson	58	52	6	0	1	19	0.0	4
Kunz	57	42	15	0	2	0	0.0	0

**SACKS:** Page 9.0, Hampton 9.0, Osborne 4.0, Plank 3.0, Harris 2.0, Hartenstein 2.0, Fencik 1.0, Walterscheid 1.0

**TEAM 31.0, OPPONENTS 35.0**

PASSING	Att	Cmp	Yds	Cmp%	Yd/Att	TD	TO%	Int	Int%	Lg	Sack/Lost	Rating
Evans	436	195	2354	44.7	5.40	11	2.5	20	4.6	85	23/173	51.0
Phipps	17	11	171	64.7	10.06	2	11.8	0	0.0	43	5/41	138.7
Avellini	32	15	185	46.9	5.78	1	3.1	3	9.4	72	7/52	36.4
Baschnagel	1	1	18	100.0	18.00	0	0.0	0	0.0	0	0/0	118.8
Payton	2	0	0	0.0	0.00	0	0.0	0	0.0	0	0/0	39.6
Parsons	1	0	0	0.0	0.00	0	0.0	0	0.0	0	0/0	39.6
<b>BEARS</b>	<b>469</b>	<b>222</b>	<b>2728</b>	<b>45.4</b>	<b>5.82</b>	<b>14</b>	<b>3.0</b>	<b>23</b>	<b>4.9</b>	<b>85</b>	<b>35/266</b>	<b>53.6</b>
<b>OPPONENTS</b>	<b>525</b>	<b>233</b>	<b>3527</b>	<b>44.4</b>	<b>6.72</b>	<b>23</b>	<b>4.4</b>	<b>18</b>	<b>3.4</b>	<b>91</b>	<b>31/279</b>	<b>67.6</b>

#### USUAL STARTERS

Offense	Defense
WR...Baschnagel/Watts	RE...Al Harris
LT...Ted Albrecht	RT...Alan Page
LG...Noah Jackson	LT...Jim Osborne
C...Dan Neal	LE...Dan Hampton
RG...Emanuel Zanders	WLB...Gary Campbell
RT...Keith Van Horne	MLB...Mike Singletary
TE...Robin Earl	SLB...Otis Wilson
WR...Margum/Baschnagel	RCB...Reuben Henderson
QB...Vince Evans	LCB...Terry Schmidt
RB...Walter Payton	SS...Gary Fencik
FB...Matt Suhey	FS...Doug Plank

#### RANKINGS

Team Stats	Bears	Avg	Rank
Total Yards	4633	289.6	26
Rushing Yards	2171	135.7	11
Passing Yards	2462	153.9	27
Points Scored	253	15.8	

	Opp	Avg	Rank
Total Yards	5394	337.1	19
Rushing Yards	2146	134.1	20
Passing Yards	3248	203.0	14
Points Scored	324	20.3	

# History

## All-Time Results

### 1982 CHICAGO BEARS STATISTICS

**Record: 3-6, .333**

**5th Place, NFC Central**  
**Head Coach: Mike Ditka**

09/12 L 10-17	at Detroit	71,337
09/19 L 0-10	NEW ORLEANS	56,600
11/21 W 20-17	DETROIT	48,783
11/28 L 7-35	at Minnesota	54,724
12/05 W 26-13	NEW ENGLAND	36,973
12/12 L 14-20	at Seattle	52,826
12/19 L 7-10	ST. LOUIS	43,270
12/26 W 34-26	at L.A. Rams	46,502
01/02 L 23-26	ot at Tampa Bay	68,112

<b>TOTAL FIRST DOWNS</b>	<b>153</b>	<b>166</b>
Rushing	56	53
Passing	83	102
Penalty	14	11
3rd Down: Made/Att	47/128	36/119
3rd Down Pct.	36.7	30.3
4th Down: Made/Att	1/4	3/9
4th Down Pct.	25.0	33.3
<b>TOTAL NET YARDS</b>	<b>2493</b>	<b>2851</b>
Avg. Per Game	277.0	316.8
Total Plays	571	585
Avg. Per Play	4.4	4.9
<b>NET YARDS RUSHING</b>	<b>988</b>	<b>902</b>
Avg. Per Game	109.8	100.2
Total Rushes	276	261
<b>NET YARDS PASSING</b>	<b>1505</b>	<b>1949</b>
Avg. Per Game	167.2	216.6
Sacked/Yards Lost	33/244	30/240
Gross Yards	1749	2189
Att./Completions	262/141	294/164
Completion Pct.	53.8	55.8
Had Intercepted	11	13
<b>PUNTS/AVERAGE</b>	<b>59/41.6</b>	<b>49/41.6</b>
<b>NET PUNTING AVG.</b>	<b>35.2</b>	<b>37.1</b>
<b>PENALTIES/YARDS</b>	<b>58/422</b>	<b>52/451</b>
<b>FUMBLES/BALLS LOST</b>	<b>16/8</b>	<b>20/7</b>
<b>TOUCHDOWNS</b>	<b>16</b>	<b>20</b>
Rushing	5	4
Passing	10	14
Returns	1	2

<b>PASSING</b>	<b>Att</b>	<b>Cmp</b>	<b>Yds</b>	<b>Cmp%</b>	<b>Yd/Att</b>	<b>TD</b>	<b>TD%</b>	<b>Int</b>	<b>Int%</b>	<b>Lg</b>	<b>Sack/Lost</b>	<b>Rating</b>
McMahon	210	120	1501	57.1	7.15	9	4.3	7	3.3	50	27/196	80.1
Avellini	20	8	84	40.0	4.20	0	0.0	0	0.0	21	4/31	52.9
Evans	28	12	125	42.9	4.46	0	0.0	4	14.3	19	2/17	16.8
Payton	3	1	39	33.3	13.00	1	33.3	0	0.0	39	0/0	122.0
Baschnagel	1	0	0	0.0	0.00	0	0.0	0	0.0	0	0/0	39.6
<b>BEARS</b>	<b>262</b>	<b>141</b>	<b>1749</b>	<b>53.8</b>	<b>6.68</b>	<b>10</b>	<b>3.8</b>	<b>11</b>	<b>4.2</b>	<b>50</b>	<b>33/244</b>	<b>69.9</b>
<b>OPPONENTS</b>	<b>294</b>	<b>164</b>	<b>2189</b>	<b>55.8</b>	<b>7.45</b>	<b>14</b>	<b>4.8</b>	<b>13</b>	<b>4.4</b>	<b>65</b>	<b>30/240</b>	<b>77.3</b>

<b>Score by Period</b>	<b>1</b>	<b>2</b>	<b>3</b>	<b>4</b>	<b>OT</b>	<b>Tot</b>
BEARS	44	50	17	30	0	141
OPPONENTS	37	60	30	44	3	174

SCORING	TDs	Ru	P	K	PAT	Fgt	Pnt	Pts
Moorehead	5	0	5	0				30
Roveto	0	0	0	0	10/10	4/13	0	22
B. Thomas	0	0	0	0	6/6	5/7	0	21
Margerum	3	0	3	0				18
Suhey	3	3	0	0				18
Baschnagel	2	0	2	0				12
McMahon	1	1	0	0				6
Payton	1	1	0	0				6
Wilson	1	0	0	1				6
Osborne	0	0	0	0			1	2

<b>RUSHING</b>	<b>No</b>	<b>Yds</b>	<b>Avg</b>	<b>Lg</b>	<b>TD</b>
Payton	148	596	4.0	26	1
Suhey	70	206	2.9	13	3
McMahon	24	105	4.4	11	1
McClendon	17	47	2.8	13	0
Gentry	4	21	5.3	9	0
Harper	3	7	2.3	8	0
C. Thomas	5	4	0.8	3	0
Moorehead	2	3	1.5	6	0
Evans	2	0	0.0	6	0
Watts	1	-1	-1.0	-1	0
<b>BEARS</b>	<b>276</b>	<b>988</b>	<b>3.6</b>	<b>26</b>	<b>5</b>
<b>OPPONENTS</b>	<b>261</b>	<b>902</b>	<b>3.5</b>	<b>47</b>	<b>4</b>

<b>RECEIVING</b>	<b>No</b>	<b>Yds</b>	<b>Avg</b>	<b>Lg</b>	<b>TD</b>
Moorehead	30	363	12.1	50	5
Suhey	36	333	9.3	45	0
Payton	32	311	9.7	40	0
Watts	8	217	27.1	40	0
Margerum	14	207	14.8	28	3
Baschnagel	12	194	16.2	39	2
Earl	4	56	14.0	18	0
Scott	2	44	22.0	27	0
Gentry	1	9	9.0	9	0
Harper	1	8	8.0	8	0
McClendon	1	7	7.0	7	0
<b>BEARS</b>	<b>141</b>	<b>1749</b>	<b>12.4</b>	<b>50</b>	<b>10</b>
<b>OPPONENTS</b>	<b>164</b>	<b>2189</b>	<b>13.3</b>	<b>65</b>	<b>14</b>

<b>PUNTING</b>	<b>No</b>	<b>Yds</b>	<b>Avg</b>	<b>Net</b>	<b>TB</b>	<b>In</b>	<b>Lg</b>	<b>B</b>
Parsons	58	2394	41.3		3	9	81	0
McMahon	1	59	59.0		0	0	59	0
<b>BEARS</b>	<b>59</b>	<b>2453</b>	<b>41.6</b>		<b>3</b>	<b>9</b>	<b>81</b>	<b>0</b>
<b>OPPONENTS</b>	<b>49</b>	<b>2038</b>	<b>41.6</b>	<b>37.1</b>	<b>4</b>	<b>7</b>	<b>60</b>	<b>0</b>

<b>INTS</b>	<b>No</b>	<b>Yds</b>	<b>Avg</b>	<b>Lg</b>	<b>TD</b>
Schmidt	4	39	9.8	29	0
Fisher	3	19	6.3	19	0
Wilson	2	39	19.5	39	1
Fencik	2	2	1.0	2	0
Frazier	2	0	0.0	0	0
<b>BEARS</b>	<b>13</b>	<b>99</b>	<b>7.6</b>	<b>39</b>	<b>1</b>
<b>OPPONENTS</b>	<b>11</b>	<b>195</b>	<b>17.7</b>	<b>99</b>	<b>2</b>

<b>KO RETURNS</b>	<b>No</b>	<b>Yds</b>	<b>Avg</b>	<b>Lg</b>	<b>TD</b>
Watts	14	330	23.6	36	0
Gentry	9	161	17.9	23	0
Fisher	7	102	14.6	20	0
Bell	1	14	14.0	14	0
Harper	2	10	5.0	10	0
Muckensturm	1	5	5.0	5	0
<b>BEARS</b>	<b>34</b>	<b>622</b>	<b>18.3</b>	<b>36</b>	<b>0</b>
<b>OPPONENTS</b>	<b>30</b>	<b>537</b>	<b>17.9</b>	<b>32</b>	<b>0</b>

<b>PUNT RET.</b>	<b>Ret</b>	<b>FC</b>	<b>Yds</b>	<b>Avg</b>	<b>Lg</b>	<b>TD</b>
Gentry	15	5	77	5.1	16	0
Fisher	9	6	65	7.2	17	0
<b>BEARS</b>	<b>24</b>	<b>11</b>	<b>142</b>	<b>5.9</b>	<b>17</b>	<b>0</b>
<b>OPPONENTS</b>	<b>34</b>	<b>7</b>	<b>314</b>	<b>9.2</b>	<b>37</b>	<b>0</b>

<b>FGs</b>	<b>1-19</b>	<b>20-29</b>	<b>30-39</b>	<b>40-49</b>	<b>50+</b>
Roveto	1/1	0/0	0/4	2/4	1/4
B. Thomas	1/1	0/0	1/2	3/3	0/1
<b>BEARS</b>	<b>2/2</b>	<b>0/0</b>	<b>1/6</b>	<b>5/7</b>	<b>1/5</b>
<b>OPPONENTS</b>	<b>0/0</b>	<b>2/3</b>	<b>7/10</b>	<b>3/4</b>	<b>0/0</b>

<b>DEFENSE</b>	<b>(Top 10)</b>	<b>T</b>	<b>S</b>	<b>A</b>	<b>FF</b>	<b>FR</b>	<b>PD</b>	<b>SA</b>	<b>Int</b>
Fencik	82	52	30	0	0	5	0	0	2
Hampton	71	62	9	1	0	0	7	0	0
Singletary	71	61	10	1	1	2	1	0	0
Walterscheid	62	45	17	0	0	5	0	0	0
Wilson	40	31	9	0	0	1	2	0	2
Campbell	36	24	12	1	2	5	1	0	2
Frazier	31	28	3	1	1	12	1	0	2
Osborne	31	27	4	1	0	2	5	0	0
Schmidt	30	24	6	0	0	10	0	0	4
Fisher	29	23	6	0	0	2	0	0	3

**SACKS:** Hampton 7.0, Osborne 5.0, Hartenstein 4.5, McMichael 4.0, Harris 2.5, Wilson 2.0, Singletary 1.0, Campbell 1.0, Frazier 1.0, Bell 1.0, Herron 1.0

**TEAM 30.0, OPPONENTS 33.0**

#### USUAL STARTERS

<b>Offense</b>	<b>Defense</b>
WR ... Ken Margerum	RE ... Al Harris
LT ... Phil McKinley	RT ... Dan Hampton
LG ... Noah Jackson	LT ... Jim Osborne
C ... Dan Neal	LE ... Mike Hartenstein
RG ... Jeff Williams	WLB ... Gary Campbell
RT ... Keith Van Horne	MLB ... Mike Singletary
TE ... Emery Moorehead	SLB ... Otis Wilson
WR ... Brian Baschnagel	RCB ... Leslie Frazier
QB ... Jim McMahon	LCB ... Terry Schmidt
RB ... Walter Payton	SS ... Gary Fencik
FB ... Matt Suhey	FS ... Len Walterscheid

#### RANKINGS

<b>Team Stats</b>	<b>Bears</b>	<b>Avg</b>	<b>Rank</b>
Total Yards	2493	277.0	26
Rushing Yards	988	109.8	18
Passing Yards	1505	167.2	23
Points Scored	141	15.7	23
<b>Opp</b>	<b>Avg</b>	<b>Rank</b>	
Total Yards	2851	316.8	16
Rushing Yards	902	100.2	5
Passing Yards	1949	216.6	21
Points Scored	174	19.3	21



### 1983 CHICAGO BEARS STATISTICS

**Record: 8-8, .500**

**T-2nd Place, NFC Central**  
**Head Coach: Mike Ditka**

09/04	L	17-20	ATLANTA	60,165
09/11	W	17-10	TAMPA BAY	58,186
09/18	L	31-34	at New Orleans	64,692
09/25	L	19-22	at Baltimore	34,350
10/02	W	31-14	DENVER	58,210
10/09	L	14-23	MINNESOTA	59,632
10/16	L	17-31	at Detroit	66,709
10/23	W	7-6	at Philadelphia	45,263
10/30	L	17-38	DETROIT	58,764
11/06	L	14-21	at L.A. Rams	53,010
11/13	W	17-14	PHILADELPHIA	47,524
11/20	W	27-0	at Tampa Bay	36,816
11/27	W	13-3	SAN FRANCISCO	40,483
12/04	L	26-31	at Green Bay	51,147
12/11	W	19-13	at Minnesota	57,880
12/18	W	23-21	GREEN BAY	35,807

<b>TOTAL FIRST DOWNS</b>	<b>308</b>	<b>Opp</b>	<b>286</b>
Rushing	154	111	
Passing	136	154	
Penalty	18	19	
3rd Down: Made/Att	79/231	72/216	
3rd Down Pct.	34.2	33.3	
4th Down: Made/Att	14/22	8/14	
4th Down Pct.	63.6	57.1	
<b>TOTAL NET YARDS</b>	<b>5830</b>	<b>5132</b>	
Avg. Per Game	364.4	320.8	
Total Plays	1083	1023	
Avg. Per Play	5.4	5.0	
<b>NET YARDS RUSHING</b>	<b>2727</b>	<b>2000</b>	
Avg. Per Game	170.4	125.0	
Total Rushes	583	482	
<b>NET YARDS PASSING</b>	<b>3103</b>	<b>3132</b>	
Avg. Per Game	193.9	195.8	
Sacked/Yards Lost	53/358	51/384	
Gross Yards	3461	3516	
Att./Completions	447/255	450/249	
Completion Pct.	57.0	50.8	
Had Intercepted	21	22	
<b>PUNTS/AVERAGE</b>	<b>94/36.2</b>	<b>99/38.6</b>	
<b>NET PUNTING AVG.</b>	<b>94/31.7</b>	<b>99/32.1</b>	
<b>PENALTIES/YARDS</b>	<b>107/669</b>	<b>86/687</b>	
<b>FUMBLES/BALL LOST</b>	<b>26/14</b>	<b>37/17</b>	
<b>TOUCHDOWNS</b>	<b>39</b>	<b>36</b>	
Rushing	14	20	
Passing	21	15	
Returns	4	1	

Score by Period	1	2	3	4	OT	Tot
BEARS	55	104	40	112	0	311
OPPONENTS	78	63	83	71	6	301

#### SCORING

B.Thomas	0	0	0	0	35/38	14/25	0	77
Payton	8	6	2	0	0	0	48	
Gault	8	0	8	0	0	0	48	
Suhey	5	4	1	0	0	0	30	
McKinnon	5	0	4	1	0	0	30	
McMahon	3	2	1	0	0	0	18	
Moorehead	3	0	3	0	0	0	18	
Margerum	2	0	2	0	0	0	12	
Evans	1	1	0	0	0	0	6	
Frazier	1	0	0	1	0	0	6	
Hutchinson	1	1	0	0	0	0	6	
Schmidt	1	0	0	1	0	0	6	
Hartenstine	1	0	0	1	0	0	6	
BEARS	39	14	21	4	35/38	14/25	0	311
OPPONENTS	36	20	15	1	34/36	17/23	0	301

#### RUSHING

Payton	314	1421	4.5	49	6
Suhey	149	681	4.6	39	4
McMahon	55	307	5.6	32	2
Evans	22	142	6.5	27	1
Gentry	16	65	4.1	17	0
Gault	4	31	7.8	22	0
Parsons	1	27	27.0	27	0
C. Thomas	8	25	3.1	9	0
Hutchinson	6	13	2.2	5	1
Margerum	1	7	7.0	7	0
Moorehead	5	6	1.2	5	0
Baschnagel	2	2	1.0	2	0
<b>BEARS</b>	<b>583</b>	<b>2727</b>	<b>4.7</b>	<b>49</b>	<b>14</b>
<b>OPPONENTS</b>	<b>482</b>	<b>2000</b>	<b>4.1</b>	<b>71</b>	<b>20</b>

#### RECEIVING

Player	No	Yds	Avg	Lg	TD
Gault	40	836	20.9	87	8
Payton	53	607	11.5	74	2
Moorehead	42	597	14.2	36	3
Suhey	49	429	8.8	52	1
Margerum	21	336	16.0	60	2
McKinnon	20	326	16.3	49	4
Saldi	12	119	9.9	16	0
Dunsmore	8	102	12.8	24	0
Baschnagel	5	70	14.0	24	0
McMahon	1	18	18.0	18	1
C. Thomas	2	13	6.5	7	0
Gentry	2	8	4.0	6	0
<b>BEARS</b>	<b>255</b>	<b>3461</b>	<b>13.6</b>	<b>87</b>	<b>21</b>
<b>OPPONENTS</b>	<b>249</b>	<b>3526</b>	<b>14.2</b>	<b>74</b>	<b>15</b>

PUNTING	No	Yds	Avg	Net	TB	In	Lg	B
Parsons	79	2916	36.9		5	22	54	0
Stachowicz	14	447	31.9		0	0	48	2
<b>BEARS</b>	<b>94</b>	<b>3399</b>	<b>36.2</b>		<b>5</b>	<b>22</b>	<b>54</b>	<b>2</b>
<b>OPPONENTS</b>	<b>99</b>	<b>3821</b>	<b>38.6</b>		<b>10</b>	<b>25</b>	<b>60</b>	<b>1</b>

#### INTS

WRs	No	Yds	Avg	Lg	TD
Frazier	7	135	19.3	56	1
Schmidt	5	31	6.2	32	1
Richardson	5	9	1.8	6	0
Fencik	2	34	17.0	20	0
Wilson	1	6	6.0	6	0
Singletary	1	0	0.0	0	0
<b>BEARS</b>	<b>21</b>	<b>215</b>	<b>10.2</b>	<b>56</b>	<b>2</b>
<b>OPPONENTS</b>	<b>22</b>	<b>291</b>	<b>13.2</b>	<b>35</b>	<b>1</b>

#### KO RETURNS

NO RETURNS	NO	YDS	AVG	LG	TD
Hutchinson	17	259	15.2	28	0
Gault	13	276	21.2	38	0
Gentry	7	130	18.6	28	0
Watts	5	79	15.8	21	0
Duerson	3	66	22.0	24	0
Baschnagel	3	42	14.0	19	0
McKinnon	2	42	21.0	25	0
BEARS	58	953	16.4	38	0
OPPONENTS	66	1229	18.6	61	0

#### PUNT RET.

FOUNT RET.	RET	FC	YDS	AVG	LG	TD
McKinnon	34	3	316	9.3	59	1
Fisher	13	3	71	5.5	11	0
Gault	9	1	61	6.8	12	0
BEARS	56	7	448	8.0	59	1
OPPONENTS	44	13	322	7.3	34	0

#### FGs

PGs	1-19	20-29	30-39	40-49	50+
B. Thomas	1/1	9/9	0/4	3/6	1/5
BEARS	1/1	9/9	0/4	3/6	1/5
OPPONENTS	1/1	7/7	7/8	2/6	0/1

#### DEFENSE

(Top 10)	T	S	A	FF	FR	PD	Sa	Int
Singletary	147	120	27	1	4	7	3.5	1
Bell	115	92	23	1	1	6	3.0	0
Wilson	103	87	16	2	0	7	1.0	1
Hartenstine	71	56	15	0	1	4	12.0	0
Richardson	69	58	11	0	1	20	0.0	5
Osborne	61	48	13	5	1	2	5.0	0
Frazier	60	52	8	0	1	21	0.0	7
Harris	57	48	9	0	2	0	7.0	0
Duerson	51	41	10	1	0	4	0.0	0
Hampton	47	40	7	0	0	4	5.0	0
<b>SACKS:</b>	Hartenstine 12.0, McMichael 8.5, Harris 7.0, Hampton 5.0, Osborne 5.0, Singletary 3.5, Bell 3.0, Dent 3.0, Cabral 1.0, Campbell 1.0, Keys 1.0							
<b>TEAM 51.0, OPPONENTS 53.0</b>								

PASSING	Att	Cmp	Yds	Cmp%	Yds/Att	TD	TD%	Int	Int%	Lg	Sack/Lost	Rating
McMahon	295	175	2184	59.3	7.40	12	4.1	13	4.4	87	42/266	77.7
Evans	145	76	1108	52.4	7.64	5	3.4	7	4.8	72	11/92	68.9
Payton	6	3	95	50.0	15.83	3	50.0	2	33.3	56	0/0	95.8
Suhey	1	1	74	100.0	74.00	1	100.0	0	0.0	74	0/0	158.3
<b>BEARS</b>	<b>447</b>	<b>255</b>	<b>3461</b>	<b>57.0</b>	<b>7.74</b>	<b>21</b>	<b>4.7</b>	<b>22</b>	<b>4.9</b>	<b>87</b>	<b>53/358</b>	<b>77.1</b>
<b>OPPONENTS</b>	<b>490</b>	<b>249</b>	<b>3526</b>	<b>50.8</b>	<b>7.20</b>	<b>15</b>	<b>3.1</b>	<b>21</b>	<b>4.3</b>	<b>74</b>	<b>51/384</b>	<b>66.8</b>

#### USUAL STARTERS

Offense	Defense
WR ... Willie Gault	RE ... Dan Hampton
LT ... Jim Covert	RT ... McMichael
LG ... Noah Jackson	LT ... Jim Osborne
C ... Jay Hilgenberg	LE ... Mike Hartenstine
RG ... Kurt Becker	WLB ... Al Harris
RT ... Keith Van Horne	MLB ... Mike Singletary
TE ... Emery Moorehead	SLB ... Otis Wilson
WR ... Ken Margerum	RCB ... Leslie Frazier
QB ... Jim McMahon	LCB ... Mike Richardson
RB ... Walter Payton	SS ... Todd Bell
FB ... Matt Suhey	FS ... Gary Fencik

#### RANKINGS

Bears			
Team Stats	Bears	Avg	Rank
Total Yards	5830	364.4	4
Rushing Yards	2727	170.4	3
Passing Yards	3103	193.9	17
Points Scored	311	19.4	...
Opp			
	Opp	Avg	Rank
Total Yards	5132	320.8	8
Rushing Yards	2000	125.0	11
Passing Yards	3228	195.8	12
Points Scored	301	18.8	...

# History All-Time Results

## 1984 CHICAGO BEARS STATISTICS

**Record: 10-6, .625**

**1st Place, NFC Central**  
**Head Coach: Mike Ditka**

09/02 W 34-14	TAMPA BAY	58,789
09/09 W 27-0	DENVER	54,335
09/16 W 9-7	at Green Bay	55,795
09/23 L 9-38	at Seattle	61,520
09/30 L 14-23	DALLAS	63,623
10/07 W 20-7	NEW ORLEANS	53,752
10/14 L 21-38	at St. Louis	49,554
10/21 W 44-9	at Tampa Bay	60,003
10/28 W 16-7	MINNESOTA	57,517
11/04 W 17-6	L.A. RAIDERS	59,858
11/11 L 13-29	at L.A. Rams	62,021
11/18 W 16-14	DETROIT	54,911
11/25 W 34-3	at Minnesota	56,881
12/03 L 7-20	at San Diego	45,470
12/09 L 14-20	GREEN BAY	59,374
12/16 W 30-13	at Detroit	53,252
<b>PLAYOFFS</b>		
12/30 W 23-19	at Washington	55,431
01/06 L 0-23	at San Francisco	61,040

<b>TOTAL FIRST DOWNS</b>	<b>Bears</b>	<b>Opp</b>
Rushing	164	72
Passing	115	122
Penalty	18	22
3rd Down: Made/Att	105/256	55/209
3rd Down Pct.	41.0	26.3
4th Down: Made/Att	9/23	2/11
4th Down Pct.	39.1	18.2
<b>TOTAL NET YARDS</b>	<b>5437</b>	<b>3860</b>
Avg. Per Game	339.8	241.3
Total Plays	1100	885
Avg. Per Play	4.9	4.4
<b>NET YARDS RUSHING</b>	<b>2974</b>	<b>1377</b>
Avg. Per Game	185.9	86.1
Total Rushes	674	378
<b>NET YARDS PASSING</b>	<b>2463</b>	<b>2486</b>
Avg. Per Game	153.9	155.4
Sacked/Yards Lost	36/232	72/583
Gross Yards	2695	3069
Att./Completions	390/226	435/197
Completion Pct.	57.9	45.3
Had Intercepted	15	21
<b>PUNTS/AVERAGE</b>	<b>85/39.2</b>	<b>100/41.3</b>
<b>NET PUNTING AVG.</b>	<b>85/35.3</b>	<b>100/34.3</b>
<b>PENALTIES/YARDS</b>	<b>114/851</b>	<b>86/698</b>
<b>FUMBLES/BALL LOST</b>	<b>31/16</b>	<b>33/13</b>
<b>TOUCHDOWNS</b>	<b>37</b>	<b>29</b>
Rushing	22	10
Passing	14	14
Returns	1	5

PASSING	Att	Cmp	Yds	Cmp%	Yd/Att	TD	TD%	Int	Int%	Lg	Sack/Lost	Rating
McMahon	143	85	1146	59.4	8.01	8	5.6	2	1.4	61	10/48	97.8
Fuller	78	53	595	67.9	7.63	3	3.8	0	0.0	30	7/41	103.1
Lisch	85	43	413	50.6	4.86	0	0.0	6	7.1	23	13/91	34.9
Avellini	53	30	288	56.6	5.43	0	0.0	3	5.7	50	5/43	48.1
Landry	21	11	199	52.4	9.48	1	4.8	3	14.3	55	0/0	62.8
Payton	8	3	47	37.5	5.88	2	40.0	0	0.0	17	0/0	66.9
Baschnagel	2	1	7	50.0	3.5	0	0.0	1	50.0	7	0/0	43.9
<b>BEARS</b>	<b>390</b>	<b>226</b>	<b>2695</b>	<b>57.9</b>	<b>6.91</b>	<b>14</b>	<b>3.6</b>	<b>15</b>	<b>3.8</b>	<b>61</b>	<b>36/232</b>	<b>75.3</b>
<b>OPPONENTS</b>	<b>434</b>	<b>197</b>	<b>3069</b>	<b>45.4</b>	<b>7.07</b>	<b>14</b>	<b>3.2</b>	<b>21</b>	<b>4.8</b>	<b>88</b>	<b>72/583</b>	<b>60.0</b>

Score by Period	1	2	3	4	OT	Total
BEARS	91	107	62	65	0	325
OPPONENTS	33	73	53	89	0	248

SCORING	TDs	Ru-Pa-R	K-PAT	FG	2pt	Pts		
B. Thomas	0	0	0	35/37	22/28	0	101	
Payton	11	11	0	0	0	66		
Suhey	6	4	2	0	0	36		
Gault	6	0	0	0	0	36		
McKinnon	3	0	3	0	0	18		
McMahon	2	2	0	0	0	12		
Fuller	1	1	0	0	0	6		
Landry	1	1	0	0	0	6		
Bell	1	0	0	1	0	6		
Gentry	1	1	0	0	0	6		
Hutchinson	1	1	0	0	0	6		
C. Thomas	1	1	0	0	0	6		
Anderson	1	0	1	0	0	6		
Dunsmore	1	0	1	0	0	6		
Moorehead	1	0	1	0	0	6		
BEARS	37	22	14	1	35/37	22/28	1	325
OPPONENTS	29	10	14	5	26/29	16/21	0	248

RUSHING	No	Yds	Avg	Lg	TD
Payton	381	1684	4.4	72	11
Suhey	124	424	3.4	21	4
McMahon	39	276	7.1	30	2
C. Thomas	40	186	4.7	37	1
Lisch	18	121	6.7	31	0
Fuller	15	89	5.9	26	1
Gentry	21	79	3.8	22	1
Jordan	11	70	6.4	29	0
Hutchinson	14	39	2.8	6	1
McKinnon	2	12	6.0	21	0
Landry	2	1	0.5	1	1
Avellini	3	-5	-1.7	0	0
Moorehead	1	-2	-2.0	-2	0
<b>BEARS</b>	<b>674</b>	<b>2974</b>	<b>4.4</b>	<b>72</b>	<b>22</b>
<b>OPPONENTS</b>	<b>378</b>	<b>1377</b>	<b>3.6</b>	<b>44</b>	<b>10</b>

RECEIVING	No	Yds	Avg	Lg	TD
Payton	45	368	8.2	31	0
Suhey	41	309	7.5	23	2
Gault	34	587	17.3	61	6
McKinnon	30	434	14.5	32	3
Moorehead	29	497	17.1	50	1
Dunsmore	9	106	11.8	25	1
Saldi	9	90	10.0	20	0
C. Thomas	9	39	4.3	9	0
Baschnagel	6	53	8.8	17	0
Gentry	4	29	7.3	13	0
Anderson	3	77	25.7	49	1
Krenk	2	31	15.5	24	0
McMahon	1	42	42.0	42	0
Cameron	1	13	13.0	13	0
Cabral	1	7	7.0	7	0
<b>BEARS</b>	<b>226</b>	<b>2695</b>	<b>11.9</b>	<b>61</b>	<b>14</b>
<b>OPPONENTS</b>	<b>197</b>	<b>3069</b>	<b>15.6</b>	<b>88</b>	<b>14</b>

PUNTING	No	Yds	Avg	Net	TB	In	Lg	B
Frazier	83	3328	40.1	35.3	4	26	87	2
<b>BEARS</b>	<b>85</b>	<b>3328</b>	<b>39.2</b>	<b>35.3</b>	<b>4</b>	<b>26</b>	<b>87</b>	<b>2</b>
<b>OPPONENTS</b>	<b>100</b>	<b>4130</b>	<b>41.3</b>	<b>34.3</b>	<b>7</b>	<b>12</b>	<b>62</b>	<b>0</b>

INTS	No	Yds	Avg	Lg	TD
Fencik	5	102	20.4	61	0
Frazier	5	89	17.8	33	0
Bell	4	46	11.5	36	1
Richardson	2	7	3.5	7	0
Harris	1	34	34.0	34	0
Gayle	1	1	1.0	1	0
Duerson	1	9	9.0	9	0
Singletary	1	4	4.0	4	0
Schmidt	1	0	0.0	0	0
<b>BEARS</b>	<b>21</b>	<b>290</b>	<b>13.8</b>	<b>61</b>	<b>1</b>
<b>OPPONENTS</b>	<b>15</b>	<b>241</b>	<b>16.1</b>	<b>66</b>	<b>3</b>

KO RETURNS	No	Yds	Avg	Lg	TD
Cameron	26	485	18.7	40	0
Gentry	11	209	19.0	33	0
Duerson	5	95	19.0	26	0
Bell	1	35	35.0	35	0
Jordan	5	62	12.4	22	0
Gault	1	12	12.0	12	0
<b>BEARS</b>	<b>49</b>	<b>898</b>	<b>18.3</b>	<b>40</b>	<b>0</b>
<b>OPPONENTS</b>	<b>68</b>	<b>1443</b>	<b>21.2</b>	<b>97</b>	<b>1</b>

PUNT RET.	Ret	FC	Yds	Avg	Lg	TD
Fisher	58	11	492	8.5	28	0
Duerson	1	0	4	4.0	4	0
McKinnon	5	0	62	12.4	18	0
<b>BEARS</b>	<b>64</b>	<b>11</b>	<b>558</b>	<b>8.7</b>	<b>28</b>	<b>0</b>
<b>OPPONENTS</b>	<b>41</b>	<b>12</b>	<b>249</b>	<b>6.1</b>	<b>21</b>	<b>0</b>

FGs	1-19	20-29	30-39	40-49	50+
B. Thomas	3/3	6/7	5/6	6/9	2/3
<b>BEARS</b>	<b>3/3</b>	<b>6/7</b>	<b>5/6</b>	<b>6/9</b>	<b>2/3</b>
<b>OPPONENTS</b>	<b>0/0</b>	<b>6/6</b>	<b>1/2</b>	<b>8/11</b>	<b>1/2</b>

DEFENSE (Top 10)	T	S	A	FF	FR	PD	Sa	Int
Singletary	116	81	35	3	1	4	3	5
Fencik	103	82	21	0	1	9	10	5
Bell	77	58	19	1	2	5	4	5
Harris	68	52	16	0	0	6	2	0
Wilson	61	47	14	1	0	3	7	5
Hampton	54	40	14	1	3	2	11	5
McMichael	42	30	12	0	0	2	10	0
Dent	39	31	6	4	1	1	17	5
Richardson	36	31	5	0	1	13	0	0
Hartenstine	36	24	12	2	2	0	6	0
<b>SACKS:</b> Dent 17.5, Hampton 11.5, McMichael 10.0, Wilson 7.5, Hartenstine 6.0, Bell 4.5, Singletary 3.5, Duerson 3.0, Keys 2.5, Harris 2.0, Waechter 2.0, Fencik 1.0, Osborne 1.0								
<b>TEAM 72.0, OPPONENTS 36.0</b>								

### USUAL STARTERS

Offense	Defense
WR ... Willie Gault	RE ... Richard Dent
LT ... Jim Covert	RT ... Dan Hampton
LG ... Mark Bortz	LT ... Steve McMichael
C ... Jay Hilgenberg	LE ... Mike Hartenstine
RG ... Kurt Becker	WLB ... Al Harris
RT ... Keith Van Horne	MLB ... Mike Singletary
TE ... Emory Moorehead	SLB ... Otis Wilson
WR ... Dennis McKinnon	RCB ... Leslie Frazier
QB ... Steve Fuller	LCB ... Mike Richardson
RB ... Walter Payton	SS ... Todd Bell
FB ... Matt Suhey	FS ... Gary Fencik

### RANKINGS

Team Stats	Bears	Avg	Rank
Total Yards	5437	339.8	7
Rushing Yards	2974	185.9	1
Passing Yards	2463	153.9	26
Points Scored	325	20.3	
	Opp	Avg	Rank
Total Yards	3860	241.3	1
Rushing Yards	1377	86.1	1
Passing Yards	2486	155.4	2
Points Scored	248	15.5	



# History All-Time Results

## 1985 CHICAGO BEARS STATISTICS

**Record: 15-1, .938**

**1st Place, NFC Central**  
**Head Coach: Mike Ditka**

09/08 W 38-28	TAMPA BAY	57,828
09/15 W 20-7	NEW ENGLAND	60,533
09/19 W 33-24	at Minnesota	61,242
09/29 W 45-10	WASHINGTON	63,708
10/06 W 27-19	at Tampa Bay	51,795
10/13 W 26-10	at San Francisco	60,523
10/21 W 23-7	GREEN BAY	65,095
10/27 W 27-9	MINNESOTA	63,815
11/03 W 16-10	at Green Bay	55,343
11/10 W 24-3	DETROIT	53,467
11/17 W 44-0	at Dallas	63,855
11/24 W 36-0	ATLANTA	61,769
12/02 L 24-36	at Miami	75,594
12/08 W 17-10	INDIANAPOLIS	59,997
12/14 W 19-6	at New York Jets	74,752
12/22 W 37-17	at Detroit	74,042
<b>PLAYOFFS</b>		
01/05 W 21-0	N. Y. GIANTS	62,076
01/12 W 24-0	L. A. RAMS	63,522
01/26 W 46-10	New England	73,818
(SB XX in New Orleans)		

<b>TOTAL FIRST DOWNS</b>	<b>343</b>	<b>236</b>
Rushing	176	74
Passing	145	141
Penalty	22	21
3rd Down: Made/Att	85/219	61/205
3rd Down Pct.	38.8	27.8
4th Down: Made/Att	5/13	9/16
4th Down Pct.	38.5	37.5
<b>TOTAL NET YARDS</b>	<b>5837</b>	<b>4135</b>
Avg. Per Game	364.8	258.4
Total Plays	1085	945
Avg. Per Play	5.4	4.4
<b>NET YARDS RUSHING</b>	<b>2761</b>	<b>1319</b>
Avg. Per Game	172.6	82.4
Total Rushes	610	359
<b>NET YARDS PASSING</b>	<b>3076</b>	<b>2816</b>
Avg. Per Game	192.3	176.0
Sacked/Yards Lost	43/227	64/483
Gross Yards	3303	3299
Att./Completions	432/237	522/249
Completion Pct.	54.9	47.7
Had Intercepted	16	34
<b>PUNTS/AVERAGE</b>	<b>68/42.4</b>	<b>90/40.4</b>
<b>NET PUNTING AVG.</b>	<b>68/35.1</b>	<b>90/33.5</b>
<b>PENALTIES/YARDS</b>	<b>104/912</b>	<b>115/934</b>
<b>FUMBLES/BALL LOST</b>	<b>24/15</b>	<b>30/20</b>
<b>TOUCHDOWNS</b>	<b>51</b>	<b>23</b>
Rushing	27	9
Passing	17	16
Returns	7	1

<b>PASSING</b>	<b>Att</b>	<b>Cmp</b>	<b>Yds</b>	<b>Cmp%</b>	<b>Yd/Att</b>	<b>TD</b>	<b>TD%</b>	<b>Int</b>	<b>Int%</b>	<b>Lg</b>	<b>Sack/Lost</b>	<b>Rating</b>
McMahon	313	178	2392	56.9	7.64	15	4.8	11	3.5	70	26/125	82.8
Fuller	107	53	777	49.5	7.26	1	0.9	5	4.7	69	17/102	57.0
Payton	5	3	96	60.0	19.2	1	20.0	0	0.0	50	0/0	143.8
Tomczak	6	2	33	33.3	5.5	0	0.0	0	0.0	24	0/0	52.8
Burford	1	1	5	100.0	5.0	0	0.0	0	0.0	5	0/0	96.1
<b>BEARS</b>	<b>432</b>	<b>237</b>	<b>3305</b>	<b>54.9</b>	<b>7.65</b>	<b>17</b>	<b>3.9</b>	<b>16</b>	<b>3.7</b>	<b>70</b>	<b>43/227</b>	<b>75.6</b>
<b>OPPONENTS</b>	<b>522</b>	<b>249</b>	<b>3299</b>	<b>47.7</b>	<b>6.3</b>	<b>16</b>	<b>3.1</b>	<b>34</b>	<b>6.5</b>	<b>90</b>	<b>64/483</b>	<b>52.4</b>

<b>Score by Period</b>	<b>1</b>	<b>2</b>	<b>3</b>	<b>4</b>	<b>OT</b>	<b>Tot</b>
BEARS	67	144	123	122	0	456
OPPONENTS	50	77	34	37	0	198

SCORING	TDs:Ru-Pa-R	K-PAT	FG	2pt	Pts		
Butler	0	0	0	51/51	31/38	0	144
Payton	11	9	2	0	0	66	
McKinnon	7	0	7	0	0	42	
Fuller	5	5	0	0	0	30	
McMahon	4	3	1	0	0	24	
Thomas	4	4	0	0	0	24	
Gentry	3	2	0	1	0	18	
Perry	3	2	1	0	0	18	
Suhey	2	1	1	0	0	12	
Margerum	2	0	2	0	0	12	
Gault	2	0	1	1	0	12	
Wilson	1	0	0	1	0	8	
Dent	1	0	0	1	0	6	
Frazier	1	0	0	1	0	6	
Wrightman	1	0	1	0	0	6	
Rivera	1	0	0	1	0	6	
Moorehead	1	0	1	0	0	6	
Sanders	1	1	0	0	0	6	
Richardson	1	0	0	1	0	6	
McMichael	0	0	0	0	1	2	
Waechter	0	0	0	0	1	2	
BEARS	51	27	17	7	51/51	31/38	3456
OPPONENTS	23	6	16	1	22/23	12/19	198

<b>RUSHING</b>	<b>No</b>	<b>Yds</b>	<b>Avg</b>	<b>Lg</b>	<b>TD</b>
Payton	324	1551	4.8	40	9
Suhay	115	471	4.1	17	1
McMahon	47	252	5.4	19	3
Gentry	30	160	5.3	21	2
Thomas	31	125	4.0	17	4
Sanders	25	104	4.2	28	1
Fuller	24	77	3.2	19	5
Gault	5	18	3.6	11	0
Perry	5	7	1.4	2	2
Tomczak	2	3	1.5	3	0
McKinnon	1	0	0.0	0	0
Margerum	1	-7	-7.0	-7	0
<b>BEARS</b>	<b>610</b>	<b>2761</b>	<b>4.5</b>	<b>40</b>	<b>27</b>
<b>OPPONENTS</b>	<b>359</b>	<b>1319</b>	<b>3.7</b>	<b>37</b>	<b>6</b>

<b>RECEIVING</b>	<b>No</b>	<b>Yds</b>	<b>Avg</b>	<b>Lg</b>	<b>TD</b>
Payton	49	483	9.9	65	2
Moorehead	35	481	13.7	25	1
Gault	33	704	21.3	70	1
Suhay	33	295	8.9	35	1
McKinnon	31	555	17.9	48	7
Wrightman	24	407	17.0	49	1
Margerum	17	190	11.2	20	2
Gentry	5	77	15.4	30	0
Thomas	5	45	9.0	15	0
Maness	1	34	34.0	34	0
McMahon	1	13	13.0	13	1
Sanders	1	9	9.0	9	0
Anderson	1	6	6.0	6	0
Perry	1	4	4.0	4	1
<b>BEARS</b>	<b>237</b>	<b>3303</b>	<b>13.9</b>	<b>70</b>	<b>17</b>
<b>OPPONENTS</b>	<b>249</b>	<b>3299</b>	<b>13.2</b>	<b>90</b>	<b>16</b>

<b>PUNTING</b>	<b>No</b>	<b>Yds</b>	<b>Avg</b>	<b>Net</b>	<b>TB</b>	<b>In</b>	<b>Lg</b>	<b>B</b>
Burford	68	2870	42.2	35.1	14	18	69	1
<b>BEARS</b>	<b>69</b>	<b>2870</b>	<b>41.6</b>	<b>35.1</b>	<b>14</b>	<b>18</b>	<b>69</b>	<b>1</b>
<b>OPPONENTS</b>	<b>90</b>	<b>3639</b>	<b>40.4</b>	<b>33.5</b>	<b>6</b>	<b>11</b>	<b>75</b>	<b>1</b>

<b>INTS</b>	<b>No</b>	<b>Yds</b>	<b>Avg</b>	<b>Lg</b>	<b>TD</b>
Frazier	6	119	19.8	33	1
Duerson	5	58	11.6	25	0
Fencik	5	38	7.6	22	0
Marshall	4	27	5.4	14	0
Richardson	4	174	43.5	90	1
Wilson	3	35	11.7	23	1
Taylor	3	28	9.3	18	0
Dent	2	10	5	9	1
Singletary	1	23	23.0	23	0
Rivera	1	4	4.0	4	0
<b>BEARS</b>	<b>34</b>	<b>512</b>	<b>15.1</b>	<b>90</b>	<b>4</b>
<b>OPPONENTS</b>	<b>46</b>	<b>99</b>	<b>2.2</b>	<b>43</b>	<b>1</b>

<b>KO RETURNS</b>	<b>No</b>	<b>Yds</b>	<b>Avg</b>	<b>Lg</b>	<b>TD</b>
Gault	22	577	26.2	99	1
Gentry	18	466	25.9	94	1
Taylor	1	18	18.0	18	0
McKinnon	1	16	16.0	16	0
Sanders	1	10	10.0	10	0
Marshall	0	2	0.0	2	0
<b>BEARS</b>	<b>43</b>	<b>1089</b>	<b>25.3</b>	<b>99</b>	<b>2</b>
<b>OPPONENTS</b>	<b>78</b>	<b>1827</b>	<b>23.4</b>	<b>58</b>	<b>0</b>

<b>PUNT RET.</b>	<b>Ret</b>	<b>FC</b>	<b>Yds</b>	<b>Avg</b>	<b>Lg</b>	<b>TD</b>
Taylor	25	8	198	7.9	21	0
Ortego	17	2	158	9.3	23	0
Duerson	6	0	47	7.8	11	0
Gentry	0	0	47	0.0	47	0
McKinnon	4	0	44	11.0	11	0
Maness	2	0	9	4.5	5	0
<b>BEARS</b>	<b>54</b>	<b>10</b>	<b>503</b>	<b>9.3</b>	<b>47</b>	<b>0</b>
<b>OPPONENTS</b>	<b>24</b>	<b>9</b>	<b>203</b>	<b>8.5</b>	<b>29</b>	<b>0</b>

<b>FGs</b>	<b>1-19</b>	<b>20-29</b>	<b>30-39</b>	<b>40-49</b>	<b>50+</b>
Butler	2/2	13/13	13/14	3/6	0/3
<b>BEARS</b>	<b>2/2</b>	<b>13/13</b>	<b>13/14</b>	<b>3/6</b>	<b>0/3</b>
<b>OPPONENTS</b>	<b>1/1</b>	<b>2/3</b>	<b>5/6</b>	<b>3/5</b>	<b>1/4</b>

<b>DEFENSE</b>	<b>(Top 10)</b>	<b>T</b>	<b>S</b>	<b>A</b>	<b>FF</b>	<b>FR</b>	<b>PD</b>	<b>Sa</b>	<b>Int</b>
Fencik	118	98	20	0	1	15	0	5	0
Singletary	113	89	24	0	3	5	3	0	1
Marshall	78	50	18	2	1	4	0	6	4
Wilson	69	64	15	0	2	5	11	3	0
Duerson	64	55	9	1	1	10	2	0	5
Frazier	52	45	7	0	0	22	0	0	6
McMichael	44	39	5	0	1	2	8	0	0
Richardson	41	37	4	2	1	25	0	0	4
Dent	38	33	5	7	2	7	17	0	2
Hampton	32	26	6	2	3	4	5	5	0

**SACKS:** Dent 17.0, Wilson 11.5, McMichael 8.0, Marshall 6.0, Hampton 5.5, Perry 5.0, Singletary 3.0, Waechter 2.5, Duerson 2.0, Keys 2.0, Hastenstine 1.0, Rivera 0.5

**TEAM 64.0, OPPONENTS 43.0**

Orange box indicates World Championship.

### USUAL STARTERS

<b>Offense</b>	<b>Defense</b>
WR ... Willie Gault	RE ... Richard Dent
LT ... Jim Covert	RT ... William Perry
LG ... Mark Bortz	LT ... Steve McMichael
C ... Jay Hilgenberg	LE ... Dan Hampton
RG ... Tom Thayer	WLB ... Wilbur Marshall
RT ... Keith Van Horn	MLB ... Mike Singletary
TE ... Emery Moorehead	SLB ... Otis Wilson
WR ... Dennis McMichael	RCB ... Leslie Frazier
QB ... Jim McMahon	LCB ... Mike Richardson
RB ... Walter Payton	SS ... Dave Duerson
FB ... Matt Suhay	FS ... Gary Fencik

### RANKINGS

<b>Team Stats</b>	<b>Bears</b>	<b>Avg</b>	<b>Rank</b>
Total Yards	5837	364.8	7
Rushing Yards	2761	172.6	1
Passing Yards	3076	192.3	20
Points Scored	456	28.5	7
<b>Opp</b>	<b>Avg</b>	<b>Rank</b>	
Total Yards	4135	258.4	1
Rushing Yards	1319	82.4	1
Passing Yards	2816	176.0	3
Points Scored	198	12.4	7

# History All-Time Results



## 1986 CHICAGO BEARS STATISTICS

**Record: 14-2, .875**

**1st Place, NFC Central**  
**Head Coach: Mike Ditka**

09/07	W	41-31	CLEVELAND	66,030
09/14	W	13-10	at PHILADELPHIA	65,130
09/22	W	25-12	at Green Bay	55,527
09/28	W	44-7	at Cincinnati	55,146
10/05	W	23-0	MINNESOTA	63,921
10/12	W	20-7	at Houston	46,028
10/19	L	7-23	at Minnesota	62,851
10/26	W	13-7	DETROIT	62,064
11/03	L	17-20	L.A. RAMS	64,877
11/09	W	23-3	at Tampa Bay	70,097
11/16	W	13-10	at Atlanta	55,520
11/23	W	12-10	GREEN BAY	59,291
11/30	W	13-10	at PITTSBURGH	61,425
12/07	W	48-14	TAMPA BAY	52,746
12/15	W	16-13	at Detroit	75,002
12/21	W	24-10	at Dallas	57,256
PLAYOFFS				
01/03	L	13-27	WASHINGTON	65,141

	Bears	Opp
<b>TOTAL FIRST DOWNS</b>	<b>305</b>	<b>241</b>
Rushing	166	67
Passing	118	151
Penalty	21	23
3rd Down: Made/Att	77/207	74/228
3rd Down Pct.	37.0	32.0
4th Down: Made/Att	5/12	11/21
4th Down Pct.	42.0	52.0
<b>TOTAL NET YARDS</b>	<b>5459</b>	<b>4130</b>
Avg. Per Game	341.2	258.1
Total Plays	1045	1002
Avg. Per Play	5.2	4.1
<b>NET YARDS RUSHING</b>	<b>2790</b>	<b>1463</b>
Avg. Per Game	168.8	91.4
Total Rushes	606	427
<b>NET YARDS PASSING</b>	<b>2759</b>	<b>2667</b>
Avg. Per Game	172.4	166.7
Sacked/Yards Lost	24/153	62/503
Gross Yards	2912	3170
Att./Completions	415/208	513/243
Completion Pct.	50.1	47.4
Had Intercepted	25	31
<b>PUNTS/AVERAGE</b>	<b>70/40.7</b>	<b>100/40.9</b>
<b>NET PUNTING AVG.</b>	<b>70/36.9</b>	<b>100/33.5</b>
<b>PENALTIES/YARDS</b>	<b>98/765</b>	<b>110/861</b>
<b>FUMBLES/BALL LOST</b>	<b>36/22</b>	<b>27/16</b>
<b>TOUCHDOWNS</b>	<b>38</b>	<b>20</b>
Rushing	21	4
Passing	12	12
Returns	5	4

PASSING	Att	Cmp	Yds	Cmp%	Yd/Att	TD	TD%	Int	Int%	Lg	Sack/Lost	Rating
Tomczak	151	74	1105	49.0	7.32	2	1.3	10	6.6	85	4/30	50.2
McMahon	150	77	995	51.3	6.63	5	3.3	8	5.3	58	6/40	61.4
Fuller	64	34	451	53.1	7.05	2	3.1	4	6.3	50	8/53	60.1
Flutie	46	23	361	50.0	7.85	3	6.5	2	4.3	58	6/30	80.1
Payton	4	0	0	0.0	0.00	0	0.0	1	25.0	0	0/0	00.0
<b>BEARS</b>	<b>415</b>	<b>208</b>	<b>2912</b>	<b>50.1</b>	<b>7.02</b>	<b>12</b>	<b>2.9</b>	<b>25</b>	<b>6.0</b>	<b>85</b>	<b>24/153</b>	<b>57.6</b>
<b>OPPONENTS</b>	<b>513</b>	<b>243</b>	<b>3170</b>	<b>47.7</b>	<b>6.18</b>	<b>12</b>	<b>2.3</b>	<b>31</b>	<b>6.0</b>	<b>65</b>	<b>62/503</b>	<b>49.9</b>

Score by Period	1	2	3	4	OT	Tot
BEARS	88	84	82	92	6	352
OPPONENTS	35	36	65	51	0	187

SCORING	TDs:Ru-Pa-R	K-PAT	FG	2pt Pts
---------	-------------	-------	----	---------

Butler	0	0	0	0	36-38	28/41	0	120
Payton	11	8	3	0			0	66
Gault	5	0	5	0			0	30
Sanders	5	5	0	0			0	30
Gentry	3	1	0	2			0	18
Tomczak	3	3	0	0			0	18
Marshall	2	0	0	2			0	12
Ortego	2	0	0	2			0	12
Suhey	2	2	0	0			0	12
Anderson	1	0	1	0			0	6
Barnes	1	0	0	1			0	6
Flutie	1	1	0	0			0	6
McMahon	1	1	0	0			0	6
Moorehead	1	0	1	0			0	6
Hampton	0	0	0	0			1	2
McMichael	0	0	0	0			1	2
<b>BEARS</b>	<b>38</b>	<b>21</b>	<b>12</b>	<b>5</b>	<b>36/38</b>	<b>28/41</b>	<b>2</b>	<b>352</b>
<b>OPPONENTS</b>	<b>20</b>	<b>4</b>	<b>12</b>	<b>4</b>	<b>19/20</b>	<b>16/22</b>	<b>0</b>	<b>187</b>

RUSHING	No	Yds	Avg	Lg	TD
---------	----	-----	-----	----	----

Payton	321	1333	4.2	41	8
Suhey	64	270	3.2	17	2
Sanders	27	224	8.3	75	5
Thomas	56	224	4.0	23	0
McMahon	22	152	6.9	23	1
Anderson	35	146	4.2	23	0
Tomczak	23	117	5.1	16	3
Gentry	11	103	9.4	29	1
Gault	8	79	9.9	33	0
Flutie	9	36	4.0	19	1
Fuller	8	30	3.8	10	0
Perry	1	-1	-1.0	-1	0
Buford	1	-13	-13.0	-13	0
<b>BEARS</b>	<b>606</b>	<b>2700</b>	<b>4.5</b>	<b>75</b>	<b>21</b>
<b>OPPONENTS</b>	<b>427</b>	<b>1463</b>	<b>3.4</b>	<b>33</b>	<b>4</b>

RECEIVING	No	Yds	Avg	Lg	TD
-----------	----	-----	-----	----	----

Gault	42	818	19.5	53	5
Payton	37	382	10.3	57	3
Moorehead	26	390	15.0	85	1
Suhey	24	235	9.8	58	0
Ortego	23	430	18.7	58	1
Wrightman	22	241	11.0	29	0
Gentry	19	238	12.5	41	0
Anderson	4	80	20.0	58	1
Barnes	4	54	13.5	14	0
Thomas	4	18	4.5	18	0
Sanders	2	18	9.0	18	0
Bortz	1	8	8.0	8	0
<b>BEARS</b>	<b>208</b>	<b>2912</b>	<b>14.0</b>	<b>85</b>	<b>12</b>
<b>OPPONENTS</b>	<b>243</b>	<b>3170</b>	<b>13.0</b>	<b>65</b>	<b>12</b>

PUNTING	No	Yds	Avg	Net	TB	In	Lg	B
Buford	69	2850	41.3	36.9	8	19	59	1
<b>BEARS</b>	<b>70</b>	<b>2850</b>	<b>40.7</b>	<b>36.9</b>	<b>8</b>	<b>19</b>	<b>59</b>	<b>1</b>
<b>OPPONENTS</b>	<b>100</b>	<b>4090</b>	<b>40.9</b>	<b>33.5</b>	<b>13</b>	<b>17</b>	<b>59</b>	<b>1</b>

INTS	No	Yds	Avg	Lg	TD
------	----	-----	-----	----	----

Richardson	7	69	9.9	32	0
Duerson	6	139	23.2	38	0
Marshall	5	68	13.6	58	1
Fencik	3	37	12.3	24	0
Jackson	3	0	0.0	0	0
Wilson	2	31	15.5	21	0
McMichael	1	5	5.0	5	0
Gayle	1	13	13.0	13	0
Singletary	1	3	3.0	3	0
Phillips	1	6	6.0	6	0
Bell	1	-1	-1.0	-1	0
<b>BEARS</b>	<b>31</b>	<b>370</b>	<b>11.9</b>	<b>58</b>	<b>1</b>
<b>OPPONENTS</b>	<b>25</b>	<b>115</b>	<b>4.6</b>	<b>22</b>	<b>1</b>

KO RETURNS	No	Yds	Avg	Lg	TD
------------	----	-----	-----	----	----

Sanders	22	399	18.1	44	0
Gentry	20	576	28.8	91	1
Anderson	4	26	6.5	13	0
Barnes	3	94	31.3	85	1
Gault	1	20	20.0	20	0
<b>BEARS</b>	<b>50</b>	<b>1115</b>	<b>22.3</b>	<b>91</b>	<b>2</b>
<b>OPPONENTS</b>	<b>64</b>	<b>1376</b>	<b>21.5</b>	<b>55</b>	<b>0</b>

PUNT RET.	Ret	FC	Yds	Avg	Lg	TD
-----------	-----	----	-----	-----	----	----

Barnes	57	9	482	8.5	35	0
<b>BEARS</b>	<b>57</b>	<b>9</b>	<b>482</b>	<b>8.5</b>	<b>35</b>	<b>0</b>
<b>OPPONENTS</b>	<b>23</b>	<b>14</b>	<b>110</b>	<b>4.8</b>	<b>15</b>	<b>0</b>

FGs	1-19	20-29	30-39	40-49	50+
-----	------	-------	-------	-------	-----

Butler	1/1	11/14	9/12	6/8	1/6
<b>BEARS</b>	<b>1/1</b>	<b>11/14</b>	<b>9/12</b>	<b>6/8</b>	<b>1/6</b>
<b>OPPONENTS</b>	<b>0/0</b>	<b>5/6</b>	<b>3/4</b>	<b>4/6</b>	<b>4/6</b>

DEFENSE	T	S	A	FF	FR	PD	Sa	Int
---------	---	---	---	----	----	----	----	-----

Top	T	S	A	FF	FR	PD	SA	Int
Fencik	130	67	63	1	1	10	1	3
Singletary	129	68	61	1	0	9	2	1
Duerson	109	61	48	0	2	12	7	6
Marshall	105	60	45	4	3	6	5	5
Wilson	104	52	52	1	3	4	8	2
McMichael	87	50	37	1	2	3	8	5
Perry	84	51	33	2	0	1	5	0
Dent	75	30	45	4	0	5	11	0
Hampton	72	30	42	1	2	2	9	5
Richardson	68	46	22	1	0	17	0	7
<b>SACKS:</b> Dent 11.5, Hampton 9.5, McMichael 8.5, Wilson 8.0, Duerson 7.0, Marshall 5.5, Perry 5.0, Singletary 2.0, Harris 2.0, Fencik 1.0, Hartenstein 1.0, Rivera 1.0								
<b>TEAM 62.0, OPPONENTS 24.0</b>								

### USUAL STARTERS

Offense	Defense
WR ... Willie Gault	RE ... Richard Dent
LT ... Jim Covert	RT ... William Perry
LG ... Mark Bortz	LT ... Steve McMichael
C ... Jay Hilgenberg	LE ... Dan Hampton
RG ... Tom Thayer	WLB ... Wilbur Marshall
RT ... Keith Van Horne	MLB ... Mike Singletary
TE ... Emery Wilson	SLB ... Otis Wilson
WR ... Keith Ortego	RCB ... Jackson/Phillips
QB ... Mike Tomczak	LCB ... Mike Richardson
RB ... Walter Payton	SS ... Dave Duerson
FB ... Matt Suhey	FS ... Gary Fencik

### RANKINGS

Team Stats	Bears	Avg	Rank
Total Yards	5459	341.2	7
Rushing Yards	2700	168.8	1
Passing Yards	2759	172.4	20
Points Scored	352	22.0	

	Opp	Avg	Rank
Total Yards	4130	258.1	1
Rushing Yards	1463	91.4	2
Passing Yards	2667	166.7	2
Points Scored	187	11.7	



# History All-Time Results

## 1987 CHICAGO BEARS STATISTICS

**Record: 11-4, .733**

**1st Place, NFC Central**  
**Head Coach: Mike Ditka**

09/14 W 34-19	N.Y. GIANTS	65,704
09/20 W 20-3	TAMPA BAY	63,551
09/27 Cancelled	at Detroit	
10/04 W 35-3	at Philadelphia	4,074
10/11 W 27-7	MINNESOTA	32,113
10/18 L 17-19	NEW ORLEANS	46,813
10/25 W 27-26	at Tampa Bay	70,747
11/01 W 31-28	KANSAS CITY	63,498
11/08 W 26-24	at Green Bay	53,320
11/16 L 29-31	at Denver	75,783
11/22 W 30-10	DETROIT	63,357
11/29 W 23-10	GREEN BAY	61,638
12/06 W 30-24	at Minnesota	62,331
12/14 L 0-41	at San Francisco	63,509
12/20 L 21-34	SEATTLE	62,618
12/27 W 6-3	at L.A. Raiders	78,019
<b>PLAYOFFS</b>		
01/10 L 17-21	WASHINGTON	58,153

	Bears	Opp
<b>TOTAL FIRST DOWNS</b>	<b>319</b>	<b>261</b>
Rushing	121	77
Passing	156	158
Penalty	42	26
3rd Down: Made/Att	73/204	80/226
3rd Down Pct.	35.7	35.3
4th Down: Made/Att	12/23	2/13
4th Down Pct.	52.1	15.3
<b>TOTAL NET YARDS</b>	<b>5044</b>	<b>4215</b>
Avg. Per Game	336.3	281.0
Total Plays	1026	989
Avg. Per Play	4.9	4.3
<b>NET YARDS RUSHING</b>	<b>1954</b>	<b>1413</b>
Avg. Per Game	130.3	94.2
Total Rushes	485	412
<b>NET YARDS PASSING</b>	<b>3090</b>	<b>2802</b>
Avg. Per Game	206.0	186.8
Sacked/Yards Lost	48/330	70/484
Gross Yards	3420	3286
Att./Completions	493/272	507/255
Completion Pct.	55.2	50.3
Had Intercepted	24	13
<b>PUNTS/AVERAGE</b>	<b>62/39.9</b>	<b>86/39.6</b>
<b>NET PUNTING AVG.</b>	<b>62/31.3</b>	<b>86/32.4</b>
<b>PENALTIES/YARDS</b>	<b>103/821</b>	<b>120/1103</b>
<b>FUMBLES/BALL LOST</b>	<b>32/20</b>	<b>37/11</b>
<b>TOUCHDOWNS</b>	<b>43</b>	<b>33</b>
Rushing	13	5
Passing	23	24
Returns	6	4

PASSING	Att	Cmp	Yds	Cmp%	Yds/Att	TD	TD%	Int	Int%	Lg	Sack/Lost	Rating
McMahon	210	125	1639	59.5	7.80	12	5.7	8	3.8	59t	22/136	87.4
Tomczak	178	97	1220	54.4	6.85	5	2.8	10	5.6	56t	9/59	62.0
Harbaugh	11	8	62	72.7	5.64	0	0.0	0	0.0	21	4/45	86.2
W. Payton	1	0	0	0.0	0.00	0	0.0	1	100.0	0	0/0	0.0
Others	93	42	799	45.1	5.37	6	6.5	5	5.4	28	13/90	62.4
<b>BEARS</b>	<b>493</b>	<b>272</b>	<b>3420</b>	<b>55.2</b>	<b>6.94</b>	<b>23</b>	<b>4.7</b>	<b>24</b>	<b>4.9</b>	<b>59t</b>	<b>48/330</b>	<b>72.2</b>
<b>OPPONENTS</b>	<b>507</b>	<b>255</b>	<b>3286</b>	<b>50.3</b>	<b>6.48</b>	<b>24</b>	<b>4.7</b>	<b>13</b>	<b>2.6</b>	<b>75t</b>	<b>70/484</b>	<b>76.1</b>

Score by Period	1	2	3	4	OT	Tot
BEARS	72	126	59	99	0	356
OPPONENTS	75	91	67	49	0	282

SCORING	TDs: Ru-Pa-R	K-PAT	FG	2pt	Pts
Butler	0	0	0	28/30	19/28 0 85
Gault	7	0	7	0	0 42
Anderson	6	3	3	0	0 36
W. Payton	5	4	1	0	0 30
McKinnon	3	0	1	2	0 18
Boso	2	0	2	0	0 12
Gentry	2	0	1	1	0 12
McMahon	2	2	0	0	0 12
Gayle	1	0	0	1	0 6
Moorehead	1	0	1	0	0 6
Morris	1	0	1	0	0 6
Sanders	1	1	0	0	0 6
Tomczak	1	1	0	0	0 6

RUSHING	No	Yds	Avg	Lg	TD
Anderson	129	586	4.5	38t	3
W. Payton	146	533	3.7	17	4
Sanders	23	122	5.3	17	1
McMahon	22	88	4.0	13	2
Thomas	25	88	3.5	16	0
Tomczak	18	54	3.0	10	1
Gentry	6	41	6.8	12	0
Suhey	7	24	3.4	6	0
Gault	2	16	8.0	9	0
Harbaugh	4	15	3.8	9	0
Marshall	1	1	1.0	1	0
Perry	1	0	0.0	0	0
Others	101	386	3.8	26	2
<b>BEARS</b>	<b>485</b>	<b>1954</b>	<b>4.0</b>	<b>38t</b>	<b>13</b>
<b>OPPONENTS</b>	<b>412</b>	<b>1413</b>	<b>3.4</b>	<b>25</b>	<b>5</b>

RECEIVING	No	Yds	Avg	Lg	TD
Anderson	47	467	9.9	59t	3
Gault	35	705	20.1	56t	7
W. Payton	33	217	6.6	16	1
McKinnon	27	406	15.0	33	1
Moorehead	24	269	11.2	27	1
Morris	20	379	19.0	42t	1
Boso	17	188	11.1	31	2
Gentry	17	183	10.8	38t	1
Suhey	7	54	7.7	12	0
Sanders	3	53	17.7	25	0
Others	42	499	11.9	28	6
<b>BEARS</b>	<b>272</b>	<b>3420</b>	<b>12.6</b>	<b>59t</b>	<b>23</b>
<b>OPPONENTS</b>	<b>255</b>	<b>3286</b>	<b>12.9</b>	<b>75t</b>	<b>24</b>

PUNTING	No	Yds	Avg	Net	TB	In	Lg	B
Barnhardt	6	236	39.3		0	2	50	0
Brown	18	742	41.2		4	4	58	1
Wagner	36	1461	40.6		4	9	71	1
<b>BEARS</b>	<b>62</b>	<b>2439</b>	<b>39.3</b>	<b>31.3</b>	<b>8</b>	<b>15</b>	<b>71</b>	<b>2</b>
<b>OPPONENTS</b>	<b>86</b>	<b>3408</b>	<b>39.6</b>	<b>32.4</b>	<b>7</b>	<b>16</b>	<b>60</b>	<b>1</b>

INTS	No	Yds	Avg	Lg	TD
Duerson	3	0	0.0	0	0
Rivera	2	19	9.5	15	0
Phillips	2	1	0.5	1	0
Douglass	2	0	0.0	0	0
Gayle	1	20	20.0	20t	1
V. Jackson	1	0	0.0	0	0
Others	2	29	14.5	23t	1
<b>BEARS</b>	<b>13</b>	<b>69</b>	<b>5.3</b>	<b>23t</b>	<b>2</b>
<b>OPPONENTS</b>	<b>24</b>	<b>334</b>	<b>13.9</b>	<b>70t</b>	<b>1</b>

KO RETURNS	No	Yds	Avg	Lg	TD
Gentry	25	621	24.8	88t	1
Sanders	20	349	17.5	42	0
T. Bell	1	18	18.0	18	0
Suhey	1	9	9.0	9	0
Others	10	196	19.6	37	0
<b>BEARS</b>	<b>57</b>	<b>1193</b>	<b>20.9</b>	<b>88t</b>	<b>1</b>
<b>OPPONENTS</b>	<b>58</b>	<b>1054</b>	<b>18.2</b>	<b>42</b>	<b>0</b>

PUNT RET.	Ret	FC	Yds	Avg	Lg	TD
McKinnon	40	4	405	10.1	94t	2
Duerson	1	1	10	10.0	10	0
Others	9	1	69	7.7	16	0
<b>BEARS</b>	<b>50</b>	<b>6</b>	<b>484</b>	<b>9.7</b>	<b>94t</b>	<b>2</b>
<b>OPPONENTS</b>	<b>26</b>	<b>7</b>	<b>369</b>	<b>13.0</b>	<b>83t</b>	<b>1</b>

FGs	1-19	20-29	30-39	40-49	50+
Butler	0/0	11/11	5/5	1/6	2/6
Lashar	0/0	3/3	0/0	0/1	0/1
<b>BEARS</b>	<b>0/0</b>	<b>14/14</b>	<b>5/5</b>	<b>1/7</b>	<b>2/6</b>
<b>OPPONENTS</b>	<b>0/0</b>	<b>6/8</b>	<b>4/9</b>	<b>8/13</b>	<b>0/1</b>
Butler:(24G, 25G) (50N, 55N) ( ) ( ) ( ) (47N) (27G, 52N) (47N, 48N, 27G, 29G, 24G, 52G) (42G) (31G, 37G, 29G) (21G, 27G, 52G) (23G, 26G, 30G) (40N) (53N, 48N) (38G, 30G)					
Lashar:( ) ( ) ( ) (42N, 26G, 27G) (22G)					
<b>OPPONENTS</b> ( ) (43G, 48N) (42N, 27G) (31N) (33N, 48G, 31G, 42G, 21G) (46G, 37G) (35N) (39N, 26N, 47G) (27G) (36G) (42N, 32G, 50N, 37N) (26N, 27G) (20G, 45G) (45G, 29G) (48G, 44N, 46N)					

DEFENSE	(Top 10)	T	S	A	FF	FR	PD	Sa	Int
Duerson	116	63	53	1	1	5	2	3	
Singletary	108	55	53	3	1	4	2	0	
Marshall	93	53	40	2	1	6	5	0	
Bell	72	40	32	1	1	2	1	0	
McMichael	57	29	38	0	0	2	7.5	0	
Perry	55	25	30	0	0	2	3	0	
Wilson	44	17	27	0	0	2	6.5	0	
V. Jackson	39	19	20	2	0	12	0	1	
Rivera	38	18	20	0	0	2	1	2	
Dent	34	18	16	4	1	3	13.5	0	
<b>SACKS:</b> Dent 13.5, McMichael 7.5, Wilson 6.5, Marshall 5.0, Hampton 3.5, Perry 3.0, Duerson 2.0, Singletary 2.0, Bell 1.0, Rivera 1.0, Harris 1.0									
<b>TEAM</b>	<b>70.0</b>	<b>OPPONENTS</b>	<b>48.0</b>						

### USUAL STARTERS

Offense	Defense
WR ... Willie Gault	RE ... Richard Dent
LT ... Jim Covert	RT ... William Perry
LG ... Mark Bortz	LT ... Steve McMichael
C ... Jay Hilgenberg	LE ... Dan Hampton
RG ... Tom Thayer	WL ... Wilbur Marshall
RT ... Keith Van Horne	MLB ... Mike Singletary
TE ... Emery Moorehead	SLB ... Otis Wilson
WR ... Ron Morris	RCB ... Vestee Jackson
QB ... McMahon/Tomczak	LCB ... Mike Richardson
RB ... Walter Payton	SS ... Todd Bell
FB ... Neal Anderson	FS ... Dave Duerson

### RANKINGS

Team Stats	Bears	Avg	Rank
Total Yards	5044	336.3	12
Rushing Yards	1954	130.3	13
Passing Yards	3090	206.0	12
Points Scored	356	23.7	
	Opp	Avg	Rank
Total Yards	4215	281.0	2
Rushing Yards	1413	94.2	1
Passing Yards	2802	186.8	7
Points Scored	282	18.8	



# History All-Time Results



## 1988 CHICAGO BEARS STATISTICS

**Record: 12-4, .750**

**1st Place, NFC Central**  
**Head Coach: Mike Ditka**

09/04	W	34-7	MIAMI	63,330
09/11	W	17-13	at Indianapolis	60,503
09/18	L	7-31	MINNESOTA	63,990
09/25	W	24-6	at Green Bay	56,492
10/02	W	24-3	BUFFALO	62,793
10/09	W	24-7	at Detroit	64,526
10/16	W	17-7	DALLAS	64,759
10/24	W	10-9	SAN FRANCISCO	65,293
10/30	L	7-30	at New England	60,821
11/06	W	28-10	TAMPA BAY	56,892
11/13	W	34-14	at Washington	52,418
11/20	W	27-15	at Tampa Bay	67,070
11/27	W	16-0	GREEN BAY	62,026
12/05	L	3-23	at L.A. RAMS	65,579
12/11	W	13-12	DETROIT	55,010
12/19	L	27-28	at Minnesota	62,067
<b>PLAYOFFS</b>				
12/31	W	20-12	PHILADELPHIA	65,534
01/08	L	3-28	SAN FRANCISCO	64,830

		<b>Bears</b>	<b>Opp</b>
<b>TOTAL FIRST DOWNS</b>		303	264
Rushing		137	76
Passing		134	158
Penalty		32	30
3rd Down: Made/Att		91/217	68/216
3rd Down Pct.		41.9	31.4
4th Down: Made/Att		7/17	9/18
4th Down Pct.		41.1	44.4
<b>TOTAL NET YARDS</b>		5317	4360
Avg. Per Game		332.3	272.5
Total Plays		1040	977
Avg. Per Play		5.1	4.5
<b>NET YARDS RUSHING</b>		2319	1326
Avg. Per Game		144.9	82.9
Total Rushes		555	389
<b>NET YARDS PASSING</b>		2998	3034
Avg. Per Game		187.4	189.6
Sacked/Yards Lost		24/175	43/365
Gross Yards		3173	3399
Att./Completions		461/248	545/245
Completion Pct.		53.8	45.0
Had Intercepted		15	26
<b>PUNTS/AVERAGE</b>		79/41.5	90/40.2
<b>NET PUNTING AVG.</b>		79/33.4	90/34.8
<b>PENALTIES/YARDS</b>		68/644	102/804
<b>FUMBLES/BALL LOST</b>		37/19	17/9
<b>TOUCHDOWNS</b>		38	25
Rushing		25	5
Passing		13	18
Returns		0	2

PASSING	Att	Cmp	Yds	Cmp%	Yd/Att	TD	TO%	Int	Int%	Lg	Sack/Lost	Rating
McMahon	192	114	1346	59.4	7.01	6	3.1	7	3.6	63t	13/79	76.0
Tomczak	97	86	1310	50.6	7.71	7	4.1	6	3.5	76t	5/47	75.4
Harbaugh	170	87	514	48.5	5.30	0	0.0	2	2.1	56	6/49	55.9
Anderson	1	0	0	0.0	0.00	0	0.0	0	0.0	0	0/0	39.6
Wagner	1	1	3	100.0	3.00	0	0.0	0	0.0	3	0/0	79.2
<b>BEARS</b>	<b>461</b>	<b>248</b>	<b>3173</b>	<b>53.8</b>	<b>6.88</b>	<b>13</b>	<b>2.8</b>	<b>15</b>	<b>3.3</b>	<b>76t</b>	<b>24/175</b>	<b>71.4</b>
<b>OPPONENTS</b>	<b>545</b>	<b>245</b>	<b>3399</b>	<b>45.0</b>	<b>6.24</b>	<b>18</b>	<b>3.3</b>	<b>26</b>	<b>4.8</b>	<b>80t</b>	<b>43/365</b>	<b>56.7</b>

Score by Period	1	2	3	4	OT	Total
BEARS	77	131	42	62	0	312
OPPONENTS	49	56	50	60	0	215

SCORING	TDs: Ru-Pa-R	K-PAT	FG	2Pt	Pts
Butler	0	0	0	0	0
Anderson	12	12	0	0	0
Gentry	4	1	3	0	0
McKinnon	4	1	3	0	0
McMahon	4	4	0	0	0
Morris	4	0	4	0	0
Sanders	3	3	0	0	0
Moorehead	2	0	2	0	0
Suhey	2	2	0	0	0
Harbaugh	1	1	0	0	0
Muster	1	0	1	0	0
Tomczak	1	1	0	0	0
McMichael	0	0	0	0	0
<b>BEARS</b>	<b>38</b>	<b>25</b>	<b>13</b>	<b>0</b>	<b>312</b>
<b>OPPONENTS</b>	<b>25</b>	<b>5</b>	<b>18</b>	<b>2</b>	<b>215</b>

RUSHING	No	Yds	Avg	Lg	TD
Anderson	249	1106	4.4	80t	12
Sanders	95	332	3.5	20t	3
Suhey	87	253	2.9	19	0
Muster	44	197	4.5	15	0
Harbaugh	19	110	5.8	19	1
McMahon	26	104	4.0	16	4
Gentry	7	86	12.3	58t	1
Morris	3	40	13.3	21	0
Tomczak	13	40	3.1	17	1
McKinnon	3	25	8.3	12	1
Thomas	5	20	4.0	8	0
Davis	1	3	3.0	3	0
Kozlowski	1	3	3.0	3	0
Wagner	2	0	0.0	0	0
<b>BEARS</b>	<b>555</b>	<b>2319</b>	<b>4.3</b>	<b>80t</b>	<b>25</b>
<b>OPPONENTS</b>	<b>389</b>	<b>1326</b>	<b>3.4</b>	<b>32</b>	<b>5</b>

RECEIVING	No	Yds	Avg	Lg	TD
McKinnon	45	704	15.6	76t	3
Anderson	39	371	9.5	36	0
Gentry	33	486	14.7	45	3
Morris	28	498	17.8	63t	4
Muster	21	236	11.2	40t	1
Suhey	20	154	7.7	29	0
Davis	15	220	14.7	36	0
Thornton	15	135	9.0	19	0
Moorehead	14	133	9.5	28	2
Sanders	9	94	10.4	39	0
Bosa	6	50	8.3	15	0
Kozlowski	3	92	30.7	50	0
<b>BEARS</b>	<b>248</b>	<b>3173</b>	<b>12.8</b>	<b>76t</b>	<b>13</b>
<b>OPPONENTS</b>	<b>245</b>	<b>3399</b>	<b>13.9</b>	<b>80t</b>	<b>18</b>

PUNTING	No	Yds	Avg	Net	TB	In	Lg	B
Wagner	79	3282	41.5	33.4	10	18	70	0
<b>BEARS</b>	<b>79</b>	<b>3282</b>	<b>41.5</b>	<b>33.4</b>	<b>10</b>	<b>18</b>	<b>70</b>	<b>0</b>
<b>OPPONENTS</b>	<b>90</b>	<b>3622</b>	<b>40.2</b>	<b>34.8</b>	<b>10</b>	<b>29</b>	<b>62</b>	<b>0</b>

INTS	No	Yds	Avg	Lg	TD
Jackson	8	94	11.8	46	0
Tate	4	35	8.8	17	0
Morrissey	3	13	4.3	13	0
Duerson	2	18	9.0	18	0
Richardson	2	15	7.5	15	0
Krumm	2	14	7.0	14	0
Rivera	2	0	0.0	0	0
Douglass	1	35	35.0	35	0
Singletary	1	13	13.0	13	0
Gayle	1	0	0.0	0	0
<b>BEARS</b>	<b>26</b>	<b>237</b>	<b>9.1</b>	<b>46</b>	<b>0</b>
<b>OPPONENTS</b>	<b>15</b>	<b>175</b>	<b>11.7</b>	<b>94t</b>	<b>1</b>

KO RETURNS	No	Yds	Avg	Lg	TD
Gentry	27	578	21.4	51	0
Sanders	13	248	19.1	38	0
Muster	3	33	11.0	15	0
Kozlowski	2	37	18.5	24	0
<b>BEARS</b>	<b>45</b>	<b>896</b>	<b>19.9</b>	<b>51</b>	<b>0</b>
<b>OPPONENTS</b>	<b>56</b>	<b>1130</b>	<b>20.2</b>	<b>51</b>	<b>0</b>

PUNT RET.	Ret	FC	Yds	Avg	Lg	TD
McKinnon	34	8	277	8.1	23	0
Davis	3	1	17	5.7	13	0
Kozlowski	1	0	0	0.0	0	0
<b>BEARS</b>	<b>38</b>	<b>9</b>	<b>294</b>	<b>7.7</b>	<b>23</b>	<b>0</b>
<b>OPPONENTS</b>	<b>40</b>	<b>9</b>	<b>447</b>	<b>11.2</b>	<b>64</b>	<b>0</b>

FGs	1-19	20-29	30-39	40-49	50+
Butler	1/1	4/4	7/8	3/6	0/0
<b>BEARS</b>	<b>1/1</b>	<b>4/4</b>	<b>7/8</b>	<b>3/6</b>	<b>0/0</b>
<b>OPPONENTS</b>	<b>0/0</b>	<b>7/7</b>	<b>3/5</b>	<b>2/8</b>	<b>1/2</b>
Butler: (40N, 44N) (40G, 37N) ( ) (35G) (22G) (37G) (21G, 42N) (18G) ( ) ( ) (32G, 24G) (36G, 43G) ( ) (35G) (35G, 32G) (20G, 45G)					
<b>OPPONENTS</b> : ( ) (38G, 53G) (37G) ( ) (28G, 46N) ( ) ( ) (42N, 35N) (51N) (35G) (44N, 45G, 40N) ( ) (27G, 37N, 23G) (48N, 43N) (25G, 27G, 22G) (25G, 44G)					

DEFENSE	(Top 10)	T	S	A	FF	FR	PD	Sa	Int
Singletary	170	89	81	0	1	3	1	1	1
Duerson	105	57	48	2	0	6	1	2	2
McMichael	88	54	34	1	2	1	11	5	0
Hampton	86	50	38	0	0	3	9	5	0
Rivera	86	45	43	1	0	3	2	2	2
Douglass	76	43	33	0	2	11	0	1	0
Morrissey	68	26	42	0	1	5	0	3	0
Jackson	62	40	22	0	0	22	0	8	0
Dent	61	31	30	3	1	2	10	5	0
Richardson	60	40	20	0	0	30	0	2	0
SACKS: McMichael 11.5, Dent 10.5, Hampton 9.5, Harris 3.5, Chapura 2.0, Rivera 2.0, Duerson 1.0, Johnson 1.0, Singletary 1.0, Smith 1.0									
<b>TEAM 43.0, OPPONENTS 24.0</b>									

### USUAL STARTERS

Offense	Defense
WR ... Dennis Gentry	RE ... Richard Dent
LT ... Covert/Wojciechowski	RT ... Dan Hampton
LG ... Mark Bortz	LT ... Steve McMichael
C ... Jay Hilgenberg	LE ... Al Harris
RG ... Tom Thayer	WLB ... Jim Morrissey
RT ... Keith Van Horne	MLB ... Mike Singletary
TE ... Jim Thornton	SLB ... Ron Rivera
WR ... Dennis McKinnon	RCB ... Vestee Jackson
QB ... Jim McMahon	SDB ... Mike Richardson
RB ... Neal Anderson	SS ... Dave Duerson
FB ... Matt Suhey	FS ... Shaun Gayle

### RANKINGS

Team Stats	Bears	Avg	Rank
Total Yards	5317	332.3	11
Rushing Yards	2319	144.9	3
Passing Yards	2998	187.4	20
Points Scored	312	19.5	
	Opp	Avg	Rank
Total Yards	4360	272.5	2
Rushing Yards	1326	82.9	1
Passing Yards	3034	189.6	9
Points Scored	215	13.4	



# History

## All-Time Results



### 1989 CHICAGO BEARS SEASONS

**Record: 6-10, .375**

**4th Place, NFC Central**  
**Head Coach: Mike Ditka**

09/10	W	17-10	CINCINNATI	64,730
09/17	W	38-7	MINNESOTA	66,475
09/24	W	47-27	at Detroit	71,418
10/02	W	27-13	PHILADELPHIA	66,625
10/08	L	35-42	at Tampa Bay	72,077
10/15	L	28-33	HOUSTON	64,383
10/23	L	7-27	at Cleveland	78,722
10/29	W	20-10	L.A. RAMS	65,506
11/05	L	13-14	at Green Bay	56,556
11/12	W	20-0	at Pittsburgh	56,505
11/19	L	31-32	TAMPA BAY	63,826
11/26	L	14-38	at Washington	50,044
12/03	L	16-27	at Minnesota	60,664
12/10	L	17-27	DETROIT	52,550
12/17	L	28-40	GREEN BAY	44,781
12/24	L	0-26	at San Francisco	60,207

Bears		Opp	
<b>TOTAL FIRST DOWNS</b>	<b>302</b>	<b>332</b>	
Rushing	136	118	
Passing	147	191	
Penalty	19	23	
3rd Down: Made/Att	92/214	84/206	
3rd Down Pct.	43.0	40.8	
4th Down: Made/Att	10/18	7/15	
4th Down Pct.	55.6	46.7	
<b>POSSESSION AVG.</b>	<b>31:10</b>	<b>28:50</b>	
<b>TOTAL NET YARDS</b>	<b>5375</b>	<b>5729</b>	
Avg. Per Game	335.9	358.1	
Total Plays	1028	1039	
Avg. Per Play	5.2	5.5	
<b>NET YARDS RUSHING</b>	<b>2287</b>	<b>1897</b>	
Avg. Per Game	142.9	118.6	
Total Rushes	516	446	
<b>NET YARDS PASSING</b>	<b>3088</b>	<b>3832</b>	
Avg. Per Game	193.0	239.5	
Sacked/Yards Lost	28/174	39/247	
Gross Yards	3262	4079	
Att./Completions	484/267	554/307	
Completion Pct.	55.2	55.4	
Had Intercepted	25	26	
<b>PUNTS/AVERAGE</b>	<b>72/39.5</b>	<b>67/39.6</b>	
<b>NET PUNTING AVG.</b>	<b>72/33.4</b>	<b>67/34.6</b>	
<b>PENALTIES/YARDS</b>	<b>95/846</b>	<b>95/802</b>	
<b>FUMBLE/BALL LOST</b>	<b>23/17</b>	<b>24/12</b>	
<b>TOUCHDOWNS</b>	<b>45</b>	<b>43</b>	
Rushing	22	21	
Passing	21	21	
Returns	2	1	

PASSING	Att	Cmp	Yds	Cmp%	Yd/Att	TD	TD%	Int	Int%	Lg	Sack/Lost	Rating
Tomczak	306	156	2058	51.0	6.73	16	5.2	16	5.2	791	10/88	68.2
Harbaugh	178	111	1204	62.4	6.76	5	2.8	9	5.1	491	18/106	70.5
BEARS	484	267	3262	55.2	6.74	21	4.3	25	5.2	791	28/174	69.1
OPPONENTS	554	307	4079	55.4	7.36	21	3.8	26	4.7	971	39/247	72.0

Score by Period	1	2	3	4	OT	Tot
BEARS	40	108	82	128	0	358
OPPONENTS	69	111	72	125	0	377

SCORING	TDs:Ru-Pa-R	K-PAT	FG	2pt	Pts			
Anderson	15	11	4	0	90			
Butler	0	0	0	43/45	15/19	0	88	
Muster	8	5	3	0	0	48		
Davis	3	0	3	0	0	18		
Harbaugh	3	3	0	0	0	18		
McKinnon	3	0	3	0	0	18		
Thomson	3	0	3	0	0	18		
Sanders	2	0	1	1	0	12		
Suhey	2	1	1	0	0	12		
Boso	1	0	1	0	0	6		
Gentry	1	0	1	0	0	6		
Green	1	1	0	0	0	6		
Morris	1	0	1	0	0	6		
Stinson	1	0	0	1	0	6		
Tomczak	1	1	0	0	0	6		
BEARS	45	22	21	2	43/45	15/19	0	358
OPPONENTS	43	21	21	1	41/43	26/36	0	377

RUSHING	No	Yds	Avg	Lg	TD
Anderson	274	1275	4.7	73	11
Muster	82	327	4.0	20	5
Harbaugh	45	276	6.1	261	3
Sanders	41	127	3.1	19	0
Gentry	17	106	6.2	29	0
Tomczak	24	71	3.0	18	1
Suhey	20	51	2.6	8	1
Green	5	46	9.2	371	1
Taylor	2	7	3.5	7	0
Buford	1	6	6.0	6	0
McKinnon	3	5	1.7	3	0
Thomson	1	4	4.0	4	0
Morris	1	14	14.0	14	0
BEARS	516	2287	4.4	73	22
OPPONENTS	446	1897	4.3	681	21

RECEIVING	No	Yds	Avg	Lg	TD
Anderson	50	434	8.7	491	4
Gentry	39	463	11.9	791	1
Muster	32	259	8.1	25	3
Morris	30	486	16.2	581	1
McKinnon	28	418	14.9	41	3
Davis	26	397	15.3	521	3
Thomson	24	392	16.3	361	3
Boso	17	182	10.7	43	1
Suhey	9	73	8.1	22	1
Green	5	48	9.6	21	0
Kozlowski	3	74	24.7	55	0
Sanders	3	28	9.3	161	1
Waddle	1	8	8.0	8	0
BEARS	267	3263	12.2	791	21
OPPONENTS	307	4079	13.3	971	21

PUNTING	No	Yds	Avg	Net	TB	In	Lg	B
Buford	72	2884	39.5	33.4	9	21	60	0
BEARS	72	2884	39.5	33.4	9	21	60	0
OPPONENTS	67	2655	39.6	34.6	6	15	63	0

INTS	No	Yds	Avg	Lg	TD
Stinson	4	59	14.8	291	1
Lynch	3	55	18.3	41	0
Gayle	3	39	13.0	20	0
Woolford	3	0	0.0	0	0
Roper	2	46	23.0	43	0
Jackson	2	16	8.0	16	0
Rivera	2	1	0.5	1	0
Morrissey	2	0	0.0	0	0
Dent	1	30	30.0	30	0
Paul	1	20	20.0	20	0
Duerson	1	2	2.0	2	0
Douglass	1	0	0.0	0	0
Tate	1	0	0.0	0	0
BEARS	26	268	10.3	43	1
OPPONENTS	25	182	7.3	53	1

KO RETURNS	No	Yds	Avg	Lg	TD
Gentry	28	667	23.8	63	0
Sanders	23	491	21.3	961	1
Green	11	239	21.7	37	0
Suhey	6	93	15.5	21	0
Phuitt	2	17	8.5	11	0
Chapura	1	8	8.0	8	0
Kozlowski	1	12	12.0	12	0
Tate	1	12	12.0	12	0
BEARS	73	1539	21.1	961	1
OPPONENTS	68	1375	20.2	62	0

PUNT RET.	Ret	FC	Yds	Avg	Lg	TD
Green	16	5	141	8.8	24	0
McKinnon	10	3	67	6.7	17	0
Kozlowski	4	0	2	0.5	4	0
Waddle	1	0	2	2.0	2	0
Woolford	1	0	12	12.0	12	0
BEARS	32	8	220	6.9	24	0
OPPONENTS	30	5	262	8.7	34	0

FGs	1-9	10-19	20-29	30-39	40-49	50+
Butler	0/0	6/6	6/7	3/5	0/1	
BEARS	0/0	6/6	6/7	3/5	0/1	
OPPONENTS	3/3	11/11	3/6	8/13	1/3	
Butler:(29G) (40G) (21G, 22G, 25G, 32G) ( ) ( ) ( )						
( ) (35G, 46G) (25G, 37G) (39G, 35G) (40G) ( )						
(33G, 44N) (22G, 43N, 37N) ( ) (50N)						
OPPONENTS (45N) (33N, 34N) (40G, 48G) (47G, 45N, 19G) ( ) (27G, 42N, 19G) (31G, 35G) (45G) ( ) (39N, 45N) (26G, 22G, 52N, 29G, 28G) (40N, 55N, 28G) (51G, 45G) (45G, 28G) (19G, 44G, 23G, 21G) (29G, 24G, 36G, 47G)						

DEFENSE	(Top 10)	T	S	A	FF	FR	PD	Sa	Int
Singletary	151	79	72	2	0	5	1	0	
Gayle	108	60	48	1	2	8	0	3	
McMichael	108	59	49	1	1	2	7.5	0	
Rivera	96	38	58	1	1	4	2	2	
Duerson	91	52	39	1	0	7	0	1	
Armstrong	80	37	43	1	1	1	5	0	
Jackson	74	44	30	0	1	12	0	2	
Dent	70	37	33	2	2	5	9	1	
Roper	68	41	27	2	0	6	4.5	2	
Perry	61	30	31	0	2	2	2	4	
SACKS:	Dent 9.0, McMichael 7.5, Armstrong 5.0, Roper 4.5, Perry 4.0, Chapura 3.0, Hampton 2.0, Rivera 2.0, Singletary 1.0, Woods 1.0								
TEAM 39.0, OPPONENTS 28.0									

#### USUAL STARTERS

Offense	Defense
WR ... Ron Morris	RE ... Richard Dent
LT ... Jim Covert	RT ... William Perry
LG ... Mark Bortz	LT ... Steve McMichael
C ... Jay Hilgenberg	LE ... Trace Armstrong
RG ... Tom Thayer	WLB ... John Roper
RT ... Keith Van Horne	MLB ... Mike Singletary
TE ... Jim Thornton	SLB ... Ron Rivera
QB ... Dennis McKinnon	RCB ... Vestee Jackson
WR ... Mike Tomczak	LCB ... Donnell Woolford
RB ... Neal Anderson	SS ... Dave Duerson
FB ... Brad Muster	FS ... Shaun Gayle

#### RANKINGS

Team Stats	Bears	Avg	Rank
Total Yards	5375	335.9	10
Rushing Yards	2287	142.0	2
Passing Yards	3088	193.0	19
Points Scored	358	22.4	22
	Opp	Avg	Rank
Total Yards	5729	358.1	25
Rushing Yards	1897	118.6	15
Passing Yards	3832	239.5	24
Points Scored	377	23.6	24

# History All-Time Results

## 1990 CHICAGO BEARS STATISTICS

**Record: 11-5, .688**

**1st Place, NFC Central**  
**Head Coach: Mike Ditka**

09/09	W	17-0	SEATTLE	64,400
09/16	W	31-13	at Green Bay	58,938
09/23	W	19-16	MINNESOTA	65,420
09/30	L	10-24	at L.A. Raiders	80,156
10/07	W	27-13	GREEN BAY	59,929
10/14	W	38-9	L.A. RAMS	59,383
10/28	W	31-21	at Phoenix	71,233
11/04	W	26-6	at Tampa Bay	68,555
11/11	W	30-24	ATLANTA	62,855
11/18	W	16-13	at Denver	75,013
11/25	L	13-41	at Minnesota	58,866
12/02	W	23-17	at DETROIT	62,313
12/09	L	9-10	at Washington	53,920
12/16	L	21-38	at Detroit	67,759
12/23	W	27-14	TAMPA BAY	46,456
12/29	L	10-21	KANSAS CITY	60,262
<b>PLAYOFFS</b>				
01/06	W	16-6	NEW ORLEANS	60,767
01/13	L	3-31	at N.Y. Giants	77,025

		<b>Bears</b>	<b>Opp</b>
<b>TOTAL FIRST DOWNS</b>		295	256
Rushing		142	102
Passing		134	136
Penalty		19	18
3rd Down: Made/Att		81/221	65/188
3rd Down Pct.		36.7	34.6
4th Down: Made/Att		5/13	6/11
4th Down Pct.		38.5	54.5
<b>POSSESSION AVG.</b>		33.06	26.54
<b>TOTAL NET YARDS</b>		4980	4492
Avg. Per Game		311.3	280.8
Total Plays		1024	927
Avg. Per Play		4.9	4.8
<b>NET YARDS RUSHING</b>		2436	1572
Avg. Per Game		152.3	98.3
Total Rushes		551	391
<b>NET YARDS PASSING</b>		2544	2920
Avg. Per Game		159.0	182.5
Sacked/Yards Lost		43/283	41/300
Gross Yards		2827	3220
Att./Completions		430/229	495/258
Completion Pct.		53.3	52.1
Had Intercepted		12	31
<b>PUNTS/AVERAGE</b>		78/39.4	74/37.9
<b>NET PUNTING AVG.</b>		78/33.5	74/31.7
<b>PENALTIES/YARDS</b>		75/615	84/676
<b>FUMBLES/BALL LOST</b>		29/14	38/14
<b>TOUCHDOWNS</b>		39	31
Rushing		22	10
Passing		14	19
Returns		3	2

PASSING	Att	Cmp	Yds	Cmp%	Yd/Att	TD	TD%	Int	Int%	Lg	Sack/Lost	Rating
Harbaugh	312	180	2178	57.7	6.96	10	3.2	6	1.9	80	31/206	81.9
Tomczak	104	39	521	37.5	5.01	3	2.9	5	4.8	48	11/70	43.8
Wills	13	9	106	69.2	8.15	1	7.7	1	7.7	18	1/7	87.3
Bailey	1	1	22	100.0	22.00	0	0.0	0	0.0	22	0/0	118.8
<b>BEARS</b>	<b>430</b>	<b>229</b>	<b>2827</b>	<b>53.3</b>	<b>6.57</b>	<b>14</b>	<b>3.3</b>	<b>12</b>	<b>2.8</b>	<b>80</b>	<b>43/283</b>	<b>73.1</b>
<b>OPPONENTS</b>	<b>495</b>	<b>258</b>	<b>3220</b>	<b>52.1</b>	<b>6.51</b>	<b>19</b>	<b>3.8</b>	<b>31</b>	<b>6.3</b>	<b>76</b>	<b>41/300</b>	<b>59.3</b>

Score by Period	1	2	3	4	OT	Tot
BEARS	54	156	70	59	9	348
OPPONENTS	59	80	53	88	0	280

SCORING	TDs:Ru-Pa-R	K-PAT	FG	2pt	Pts			
Butler	0	0	0	0	36/37	26/37	0	114

RUSHING	No	Yds	Avg	Lg	TD
Anderson	260	1078	4.1	52	10
Muster	141	664	4.7	28	6
Harbaugh	51	321	6.3	17	4
Green	27	126	4.7	14	0
Bailey	26	86	3.3	9	0
Rouse	16	50	3.5	10	0
Gentry	11	43	3.9	11	0
Tomczak	12	41	3.4	14	2
Morris	2	26	13.0	16	0
L. Tate	3	5	1.7	4	0
Perry	1	-1	-1.0	-1	0
Buford	1	-9	-9.0	-9	0
<b>BEARS</b>	<b>551</b>	<b>2436</b>	<b>4.4</b>	<b>52</b>	<b>22</b>
<b>OPPONENTS</b>	<b>391</b>	<b>1572</b>	<b>4.0</b>	<b>25</b>	<b>10</b>

RECEIVING	No	Yds	Avg	Lg	TD
Muster	47	452	9.6	48	0
Anderson	42	484	11.5	50	3
Davis	39	572	14.7	51	3
Morris	31	437	14.1	67	3
Gentry	23	320	13.9	80	2
Thornton	19	254	13.4	32	1
Boso	11	135	12.3	25	1
Kozlowski	7	83	11.9	32	0
Green	4	26	6.5	10	1
Waddle	2	32	16.0	23	0
Smith	2	20	10.0	12	0
Coley	1	7	7.0	7	0
Tomczak	1	5	5.0	5	0
<b>BEARS</b>	<b>229</b>	<b>2827</b>	<b>12.3</b>	<b>80</b>	<b>14</b>
<b>OPPONENTS</b>	<b>258</b>	<b>3220</b>	<b>12.5</b>	<b>76</b>	<b>19</b>

PUNTING	No	Yds	Avg	Net	TB	In	Lg	B
Buford	76	3073	40.4	33.5	7	22	59	2
<b>BEARS</b>	<b>78</b>	<b>3073</b>	<b>39.4</b>	<b>33.5</b>	<b>7</b>	<b>22</b>	<b>59</b>	<b>2</b>
<b>OPPONENTS</b>	<b>74</b>	<b>2804</b>	<b>37.9</b>	<b>31.7</b>	<b>3</b>	<b>13</b>	<b>56</b>	<b>0</b>

INTS	No	Yds	Avg	Lg	TD
Carnier	10	39	3.9	14	0
Stinson	6	66	11.0	30	0
Dent	3	21	7.0	15	0
Woodford	3	18	6.0	9	0
Paul	2	49	24.5	26	0
Rivera	2	13	6.5	13	0
Morrissey	2	12	6.0	12	0
Gayle	2	5	2.5	5	0
Jackson	1	45	45.0	45	1
<b>BEARS</b>	<b>31</b>	<b>268</b>	<b>8.6</b>	<b>45</b>	<b>1</b>
<b>OPPONENTS</b>	<b>12</b>	<b>164</b>	<b>13.7</b>	<b>46</b>	<b>0</b>

KO RETURNS	No	Yds	Avg	Lg	TD
Bailey	23	363	15.8	30	0
Gentry	18	388	21.6	59	0
Green	7	112	16.0	20	0
Rouse	3	17	5.7	10	0
Ryan	1	-1	-1.0	-1	0
L. Tate	1	0	0.0	0	0
<b>BEARS</b>	<b>54</b>	<b>879</b>	<b>16.3</b>	<b>59</b>	<b>0</b>
<b>OPPONENTS</b>	<b>73</b>	<b>1494</b>	<b>20.5</b>	<b>64</b>	<b>0</b>

PUNT RET.	Ret	FC	Yds	Avg	Lg	TD
Bailey	36	13	399	11.1	95	1
<b>BEARS</b>	<b>36</b>	<b>13</b>	<b>399</b>	<b>11.1</b>	<b>95</b>	<b>1</b>
<b>OPPONENTS</b>	<b>39</b>	<b>6</b>	<b>322</b>	<b>8.3</b>	<b>30</b>	<b>0</b>

FGs	1-19	20-29	30-39	40-49	50+
Butler	1/1	8/8	5/8	8/13	4/7
<b>BEARS</b>	<b>1/1</b>	<b>8/8</b>	<b>5/8</b>	<b>8/13</b>	<b>4/7</b>
<b>OPPONENTS</b>	<b>1/1</b>	<b>8/8</b>	<b>10/14</b>	<b>3/4</b>	<b>0/1</b>
Butler: (47G, 57N) (41G) (23G, 51G, 32G, 36N, 52G) (22G) (50G, 32N, 51G) (27G) (33G) (51N, 30G, 22G, 40N) (21G) (37G, 32G, 41N, 44G) (40G, 43G, 41N) (35N, 19G) (29G, 23G, 46G, 48N) (50N) (42N, 46G, 43G) (24G)					
<b>OPPONENTS</b>	( )	(37G, 37G) (26G, 24G, 22G) (27G, 36N) (38G, 27G) (35G) (36N) ( ) (42N, 36G) (27G, 24G) (41G, 45G) (34G, 35N) (54N, 35G) (26G) (39N) (19G, 30G, 43G, 32G, 38G)			

DEFENSE	T	S	A	FF	FR	PD	Sa	Int
Singletary	151	67	84	0	2	4	1	0
Gayle	125	73	52	4	1	13	1	2
Carrier	122	55	67	5	2	20	0	10
Morrissey	109	54	55	1	2	9	0	2
Armstrong	82	33	49	2	2	4	10	3
Dent	81	43	38	2	3	13	12	0
McMichael	71	39	32	0	0	4	4	0
Perry	70	40	30	2	0	0	4	0
Woodford	70	38	32	0	0	13	2	3
Rivera	64	24	40	2	1	4	0	2

**SACKS:** Dent 12.0, Armstrong 10.0, McMichael 4.0, Perry 4.0, Cox 3.0, Jones 2.0, Woodford 2.0, Pruitt 1.0, Singletary 1.0, Gayle 1.0, Roper 1.0  
**TEAM 41.0, OPPONENTS 43.0**

### USUAL STARTERS

Offense	Defense
WR ... Wendell Davis	RE ... Richard Dent
LT ... Jim Covert	RT ... Dan Hampton
LG ... Mark Bortz	LT ... William Perry
C ... Jay Hilgenberg	LE ... Trace Armstrong
RG ... Tom Thayer	WLB ... Ron Rivera
RT ... Keith Van Horne	MLB ... Mike Singletary
TE ... Jim Thornton	SLB ... Jim Morrissey
WR ... Ron Morris	RCB ... Lemuel Stinson
QB ... Jim Harbaugh	LCB ... Donnell Woolford
RB ... Neal Anderson	SS ... Shaun Gayle
FB ... Brad Muster	FS ... Mark Carrier

### RANKINGS

Team Stats	Bears	Avg	Rank
Total Yards	4980	311.3	13
Rushing Yards	2436	152.3	2
Passing Yards	2544	159.0	28
Points Scored	348	21.8	

	Opp	Avg	Rank
Total Yards	4492	280.8	6
Rushing Yards	1572	98.3	7
Passing Yards	2920	182.5	10
Points Scored	280	17.5	



# History All-Time Results

## 1991 CHICAGO BEARS STATISTICS

**Record: 11-5, .688**

**2nd Place, NFC Central**  
**Head Coach: Mike Ditka**

09/01	W	10-6	MINNESOTA	54,112
09/08	W	21-20	at Tampa Bay	65,825
09/15	W	20-17	N.Y. GIANTS	64,829
09/23	W	19-13	at N.Y. JETS	65,255
09/29	L	20-35	at Buffalo	80,366
10/06	L	7-35	WASHINGTON	64,941
10/17	W	10-0	at Green Bay	58,435
10/27	W	21-17	at New Orleans	66,591
11/03	W	20-10	DETROIT	57,281
11/11	W	34-17	at Minnesota	59,001
11/17	W	31-17	at Indianapolis	60,519
11/24	L	13-16	at MIAMI	58,288
11/28	L	6-16	at Detroit	78,879
12/08	W	27-13	GREEN BAY	62,353
12/14	W	27-0	TAMPA BAY	54,719
12/23	L	14-52	at San Francisco	60,419
<b>PLAYOFFS</b>				
12/29	L	13-17	DALLAS	62,594

<b>TOTAL FIRST DOWNS</b>	<b>317</b>	<b>254</b>
Rushing	120	77
Passing	168	164
Penalty	29	13
3rd Down: Made/Att	95/221	69/208
3rd Down Pct.	43.0	33.2
4th Down: Made/Att	7/18	10/21
4th Down Pct.	38.9	47.6
<b>POSSESSION AVG.</b>	<b>33.01</b>	<b>26.59</b>
<b>TOTAL NET YARDS</b>	<b>5069</b>	<b>4507</b>
Avg. Per Game	316.8	281.7
Total Plays	1025	942
Avg. Per Play	4.9	4.8
<b>NET YARDS RUSHING</b>	<b>1949</b>	<b>1580</b>
Avg. Per Game	121.6	98.8
Total Rushes	502	389
<b>NET YARDS PASSING</b>	<b>3120</b>	<b>2927</b>
Avg. Per Game	195.0	182.9
Sacked/Yards Lost	26/172	40/257
Gross Yards	3292	3184
Att./Completions	497/286	513/286
Completion Pct.	57.5	55.8
Had Intercepted	17	17
<b>PUNTS/AVERAGE</b>	<b>70/40.2</b>	<b>81/41.3</b>
<b>NET PUNTING AVG.</b>	<b>70/35.0</b>	<b>81/35.8</b>
<b>PENALTIES/YARDS</b>	<b>79/657</b>	<b>94/691</b>
<b>FUMBLES/BALL LOST</b>	<b>25/16</b>	<b>25/13</b>
<b>TOUCHDOWNS</b>	<b>35</b>	<b>29</b>
Rushing	18	9
Passing	16	19
Returns	1	1

<b>PASSING</b>	<b>Att</b>	<b>Cmp</b>	<b>Yds</b>	<b>Cmp%</b>	<b>Yd/Att</b>	<b>TD%</b>	<b>Int</b>	<b>Int%</b>	<b>Lg</b>	<b>Sack/Lost</b>	<b>Rating</b>
Harbaugh	478	275	3121	57.5	6.53	15	3.1	16	3.3	841	73.7
Willis	16	11	171	61.1	9.50	1	5.6	1	5.6	42	88.0
Anderson	1	0	0	0.0	0.00	0	0.0	0	0.0	0	39.6
<b>BEARS</b>	<b>497</b>	<b>286</b>	<b>3292</b>	<b>57.5</b>	<b>6.62</b>	<b>16</b>	<b>3.2</b>	<b>17</b>	<b>3.4</b>	<b>841</b>	<b>74.1</b>
<b>OPPONENTS</b>	<b>513</b>	<b>286</b>	<b>3184</b>	<b>55.8</b>	<b>6.21</b>	<b>19</b>	<b>3.7</b>	<b>17</b>	<b>3.3</b>	<b>771</b>	<b>72.9</b>

<b>Score by Period</b>	<b>1</b>	<b>2</b>	<b>3</b>	<b>4</b>	<b>OT</b>	<b>Tot</b>
BEARS	40	96	71	86	6	299
OPPONENTS	57	72	51	86	3	269

SCORING	TDs:Ru-Pa-R	K-PAT	FG	2pt	Pts			
Butler	0	0	0	32/34	19/29	0	89	
Anderson	9	6	3	0	0	54		
Muster	7	6	1	0	0	42		
Davis	6	0	6	0	0	36		
Green	3	3	0	0	0	18		
Waddle	3	0	3	0	0	18		
Harbaugh	2	2	0	0	0	12		
Morgan	2	0	2	0	0	12		
Bailey	1	1	0	0	0	6		
Stinson	1	0	0	1	0	6		
Thornton	1	0	1	0	0	6		
BEARS	35	18	16	1	32/34	19/29	0	299
OPPONENTS	29	9	19	1	29/29	22/30	0	269

<b>RUSHING</b>	<b>No</b>	<b>Yds</b>	<b>Avg</b>	<b>Lg</b>	<b>TD</b>
Anderson	210	747	3.6	421	6
Muster	90	412	4.6	24	6
Harbaugh	70	338	4.8	20	2
Green	61	217	3.6	16	3
Rouse	27	74	2.7	10	0
Gentry	9	58	6.4	17	0
Bailey	15	43	2.9	11	1
Lewis	15	36	2.4	9	0
Morgan	3	18	6.0	13	0
Willis	2	5	3.0	8	0
<b>BEARS</b>	<b>502</b>	<b>1949</b>	<b>3.9</b>	<b>421</b>	<b>18</b>
<b>OPPONENTS</b>	<b>389</b>	<b>1580</b>	<b>4.1</b>	<b>641</b>	<b>9</b>

<b>RECEIVING</b>	<b>No</b>	<b>Yds</b>	<b>Avg</b>	<b>Lg</b>	<b>TD</b>
Davis	61	945	15.5	751	6
Waddle	55	599	10.9	371	3
Anderson	47	368	7.8	261	3
Muster	35	287	8.2	21	1
Thornton	17	278	16.4	33	1
Gentry	16	149	9.3	18	0
Rouse	15	93	6.2	14	0
Morgan	13	211	16.2	841	2
Morris	8	147	18.4	33	0
Jennings	8	109	13.6	19	0
Green	6	54	9.0	15	0
Boso	3	36	12.0	22	0
Kozlowski	2	16	8.0	11	0
<b>BEARS</b>	<b>286</b>	<b>3292</b>	<b>11.5</b>	<b>841</b>	<b>16</b>
<b>OPPONENTS</b>	<b>286</b>	<b>3184</b>	<b>11.1</b>	<b>771</b>	<b>19</b>

<b>PUNTING</b>	<b>No</b>	<b>Yds</b>	<b>Avg</b>	<b>Net</b>	<b>TB</b>	<b>In</b>	<b>Lg</b>	<b>B</b>
Butler	69	2814	40.8	35.0	8	13	64	1
<b>BEARS</b>	<b>70</b>	<b>2814</b>	<b>40.2</b>	<b>35.0</b>	<b>8</b>	<b>13</b>	<b>64</b>	<b>1</b>
<b>OPPONENTS</b>	<b>81</b>	<b>3343</b>	<b>41.3</b>	<b>35.8</b>	<b>5</b>	<b>26</b>	<b>61</b>	<b>0</b>

<b>INTS</b>	<b>No</b>	<b>Yds</b>	<b>Avg</b>	<b>Lg</b>	<b>TD</b>
Stinson	4	69	17.3	341	1
Paul	3	21	7.0	10	0
Carrier	2	54	27.0	39	0
Tate	2	35	17.5	28	0
Woolford	2	21	10.5	16	0
Gayle	1	11	11.0	11	0
Mangum	1	5	5.0	5	0
Morrissey	1	5	5.0	5	0
Dent	1	4	4.0	4	0
<b>BEARS</b>	<b>17</b>	<b>225</b>	<b>13.2</b>	<b>39</b>	<b>1</b>
<b>OPPONENTS</b>	<b>17</b>	<b>145</b>	<b>8.5</b>	<b>23</b>	<b>0</b>

<b>KO RETURNS</b>	<b>No</b>	<b>Yds</b>	<b>Avg</b>	<b>Lg</b>	<b>TD</b>
Bailey	16	311	19.4	31	0
Gentry	13	227	17.5	27	0
Morgan	4	69	17.3	29	0
Green	4	69	17.3	29	0
Lewis	2	13	6.5	13	0
Rouse	2	10	5.0	10	0
<b>BEARS</b>	<b>45</b>	<b>763</b>	<b>17.0</b>	<b>31</b>	<b>0</b>
<b>OPPONENTS</b>	<b>58</b>	<b>1134</b>	<b>19.6</b>	<b>47</b>	<b>0</b>

<b>PUNT RET.</b>	<b>Ret</b>	<b>FC</b>	<b>Yds</b>	<b>Avg</b>	<b>Lg</b>	<b>TD</b>
Bailey	36	11	281	7.8	37	0
Waddle	5	3	31	6.2	11	0
Green	3	1	9	3.0	8	0
Morgan	3	0	19	6.3	11	0
<b>BEARS</b>	<b>47</b>	<b>15</b>	<b>340</b>	<b>7.2</b>	<b>37</b>	<b>0</b>
<b>OPPONENTS</b>	<b>28</b>	<b>12</b>	<b>205</b>	<b>7.3</b>	<b>18</b>	<b>0</b>

<b>FGs</b>	<b>1-19</b>	<b>20-29</b>	<b>30-39</b>	<b>40-49</b>	<b>50+</b>
Butler	1/1	9/11	3/5	5/9	1/3
<b>BEARS</b>	<b>1/1</b>	<b>9/11</b>	<b>3/5</b>	<b>5/9</b>	<b>1/3</b>
<b>OPPONENTS</b>	<b>1/1</b>	<b>9/10</b>	<b>7/9</b>	<b>3/7</b>	<b>2/3</b>
<b>Butler: (27N, 22G) ( ) (46G, 20G) (33G, 45N, 44G) (28G, 42G) ( ) (22G, 46N) (34G, 48G, 51N) (21G, 25G, 43N) (50G, 41G, 35N) (21G) (32G, 19G, 24N, 50N) (27G, 22G, 37N) ( ) (41N) ( )</b>					
<b>OPPONENTS: (26G, 24G) (31G, 49N, 36G) (43N, 35G, 35N) (19G, 37N, 34G, 28N) (49N) (47G, 54N, 23G) ( ) (60G) (31G) (20G) (47G) (35G, 22G, 27G) (21G, 50G, 37G) (25G, 25G, 49N) ( ) (41G)</b>					

<b>DEFENSE</b>	<b>(Top 10)</b>	<b>T</b>	<b>S</b>	<b>A</b>	<b>FF</b>	<b>FR</b>	<b>PD</b>	<b>Sa</b>	<b>Int</b>
Singletary	124	53	71	0	0	0	0	0	0
Morrissey	96	45	51	0	0	0	4	0	1
McMichael	94	48	46	2	2	4	9	0	0
Carrier	93	41	52	1	1	12	0	2	0
Roper	90	47	43	0	0	8	8	0	0
Dent	84	50	34	0	1	7	10.5	1	0
Perry	80	49	31	3	0	1	5.5	0	0
Woolford	77	52	25	0	1	19	1	2	0
Paul	75	32	43	0	0	6	0	3	0
Mangum	68	49	19	1	1	7	1	1	0
<b>SACKS: Dent 10.5, McMichael 9.0, Roper 8.0, Perry 5.5, Armstrong 1.5, Ryan 1.5, Cox 1.0, Woolford 1.0, Mangum 1.0, Williams 1.0</b>									
<b>TEAM 40.0, OPPONENTS 26.0</b>									

### USUAL STARTERS

<b>Offense</b>	<b>Defense</b>
WR ... Wendell Davis	RE ... Richard Dent
LT ... John Wojciechowski	RT ... William Perry
LG ... Mark Bortz	LT ... Steve McMichael
C ... Jay Hilgenberg	LE ... Trace Armstrong
RG ... Tom Thayer	WLB ... John Roper
RT ... Keith Van Horn	SLB ... Mike Singletary
TE ... Jim Thornton	SLB ... Jim Morrissey
WR ... Tom Waddle	RCB ... Lemuel Stinson
QB ... Jim Harbaugh	LCB ... Donnell Woolford
RB ... Neal Anderson	SS ... Shaun Gayle
FB ... Brad Muster	FS ... Mark Carrier

### RANKINGS

<b>Team Stats</b>	<b>Bears</b>	<b>Avg</b>	<b>Rank</b>
Total Yards	5069	316.8	11
Rushing Yards	1949	121.8	9
Passing Yards	3120	195.0	13
Points Scored	299	18.7	11
<b>Opp</b>	<b>Avg</b>	<b>Rank</b>	
Total Yards	4507	281.7	4
Rushing Yards	1580	98.8	10
Passing Yards	2927	182.9	81
Points Scored	269	16.8	11

# History All-Time Results

## 1992 CHICAGO BEARS STATISTICS

**Record: 5-11, .313**

**T-3rd Place, NFC Central**  
**Head Coach: Mike Ditka**

09/06	W	27-24	DETROIT	63,672
09/13	L	6-28	at New Orleans	68,591
09/21	L	14-27	N.Y. GIANTS	63,444
09/27	W	41-31	ATLANTA	63,528
10/04	L	20-21	at Minnesota	60,992
10/18	W	31-14	TAMPA BAY	61,412
10/25	W	30-10	at Green Bay	59,435
11/02	L	10-38	MINNESOTA	61,257
11/08	L	28-31	at CINCINNATI	56,120
11/15	L	17-20	at Tampa Bay	69,102
11/22	L	3-17	GREEN BAY	56,170
11/29	L	14-27	at Cleveland	73,578
12/07	L	7-24	at Houston	62,193
12/13	W	30-6	PITTSBURGH	52,904
12/20	L	3-16	at Detroit	72,777
12/27	L	14-27	at Dallas	63,101

	Bears	Opp
<b>TOTAL FIRST DOWNS</b>	<b>282</b>	<b>274</b>
Rushing	101	109
Passing	157	144
Penalty	24	21
3rd Down: Made/Att	72/198	69/194
3rd Down Pct.	36.4	35.6
4th Down: Made/Att	5/16	9/20
4th Down Pct.	31.3	45.0
<b>POSSESSION AVG.</b>	<b>29:15</b>	<b>30:45</b>
<b>TOTAL NET YARDS</b>	<b>4941</b>	<b>4952</b>
Avg. Per Game	308.8	309.5
Total Plays	951	953
Avg. Per Play	5.2	5.2
<b>NET YARDS RUSHING</b>	<b>1871</b>	<b>1948</b>
Avg. Per Game	116.9	121.8
Total Rushes	427	468
<b>NET YARDS PASSING</b>	<b>3070</b>	<b>3004</b>
Avg. Per Game	191.9	187.8
Sacked/Yards Lost	45/264	43/286
Gross Yards	3334	3290
Att./Completions	479/266	442/261
Completion Pct.	55.5	59.0
Had Intercepted	24	14
<b>PUNTS/AVERAGE</b>	<b>79/42.9</b>	<b>70/40.4</b>
<b>NET PUNTING AVG.</b>	<b>79/36.2</b>	<b>70/35.2</b>
<b>PENALTIES/YARDS</b>	<b>93/776</b>	<b>90/760</b>
<b>FUMBLES/BALL LOST</b>	<b>23/10</b>	<b>34/16</b>
<b>TOUCHDOWNS</b>	<b>34</b>	<b>43</b>
Rushing	15	14
Passing	17	20
Returns	2	9

PASSING	Att	Cmp	Yds	Cmp%	Yd/Att	TD	TO%	Int	Int%	Lg	Sack/Lost	Rating
Harbaugh	358	202	2468	56.4	6.94	13	3.6	12	3.4	83t	31/167	76.2
Willis	92	54	716	58.7	7.78	4	4.3	8	8.7	68t	10/58	61.7
Furrer	25	9	89	36.0	3.56	0	0.0	3	12.0	16	4/39	7.3
Gardocki	3	1	43	33.3	14.33	0	0.0	0	0.0	43	0/0	0.0
Muster	1	0	0	0.0	0.00	0	0.0	1	100.0	0	0/0	0.0
<b>BEARS</b>	<b>479</b>	<b>266</b>	<b>3334</b>	<b>55.5</b>	<b>6.96</b>	<b>17</b>	<b>3.5</b>	<b>24</b>	<b>5.0</b>	<b>83t</b>	<b>45/264</b>	<b>68.3</b>
<b>OPPONENTS</b>	<b>442</b>	<b>261</b>	<b>3290</b>	<b>59.0</b>	<b>7.44</b>	<b>20</b>	<b>4.5</b>	<b>14</b>	<b>3.2</b>	<b>72t</b>	<b>43/286</b>	<b>84.2</b>

Score by Period	1	2	3	4	OT	Tot
BEARS	57	98	51	89	0	295
OPPONENTS	58	83	93	124	3	361

SCORING	TDs:Ru-Pa-R	K-PAT	FG	2pt	Pts			
Butler	0	0	0	34/34	19/26	0	91	
Anderson	11	5	6	0	0	66		
Lewis	5	4	0	1	0	30		
Muster	5	3	2	0	0	30		
Waddle	4	0	4	0	0	24		
Davis	2	0	2	0	0	12		
Green	2	2	0	0	0	12		
Morgan	2	0	2	0	0	12		
Harbaugh	1	1	0	0	0	6		
Jennings	1	0	1	0	0	6		
Zorich	1	0	0	1	0	6		
BEARS	34	15	17	2	34/34	19/26	0	295
OPPONENTS	43	14	20	9	43/43	20/25	0	361

RUSHING	No	Yds	Avg	Lg	TD
Anderson	156	582	3.7	49t	5
Muster	98	414	4.2	35	3
Lewis	90	382	4.2	33	4
Harbaugh	47	272	5.8	17	1
Green	23	107	4.7	18	2
Morgan	3	68	22.7	35	0
Davis	4	42	10.5	21	0
Gentry	5	2	0.4	3	0
Willis	1	2	2.0	2	0
<b>BEARS</b>	<b>427</b>	<b>1871</b>	<b>4.4</b>	<b>49t</b>	<b>15</b>
<b>OPPONENTS</b>	<b>468</b>	<b>1948</b>	<b>4.2</b>	<b>44</b>	<b>14</b>

RECEIVING	No	Yds	Avg	Lg	TD
Davis	54	734	13.6	40	2
Waddle	46	674	14.7	68t	4
Anderson	42	399	9.5	30t	6
Muster	34	389	11.4	44t	2
Jennings	23	264	11.5	23	1
Lewis	18	175	9.7	30	0
Morgan	14	323	23.1	83t	2
Gentry	12	114	9.5	18	0
Green	7	85	12.1	43	0
Wright	5	56	11.2	24	0
Blackwell	5	54	10.8	18	0
Morris	4	44	11.0	26	0
Wagner	1	16	16.0	16	0
Kozlowski	1	7	7.0	7	0
<b>BEARS</b>	<b>266</b>	<b>3334</b>	<b>12.5</b>	<b>83t</b>	<b>17</b>
<b>OPPONENTS</b>	<b>261</b>	<b>3290</b>	<b>12.6</b>	<b>72t</b>	<b>20</b>

PUNTING	No	Yds	Avg	Net	TB	In	Lg	B
Gardocki	79	3393	42.9	36.2	9	19	61	0
<b>BEARS</b>	<b>79</b>	<b>3393</b>	<b>42.9</b>	<b>36.2</b>	<b>9</b>	<b>19</b>	<b>61</b>	<b>0</b>
<b>OPPONENTS</b>	<b>70</b>	<b>2840</b>	<b>40.6</b>	<b>35.2</b>	<b>10</b>	<b>18</b>	<b>61</b>	<b>1</b>

INTS	No	Yds	Avg	Lg	TD
Woolford	7	67	9.6	32	0
Stinson	2	43	23.0	46	0
Gayle	2	39	19.5	30	0
Morrissey	1	22	22.0	22	0
Paul	1	10	10.0	10	0
Singletary	1	4	4.0	4	0
<b>BEARS</b>	<b>14</b>	<b>188</b>	<b>13.4</b>	<b>46</b>	<b>0</b>
<b>OPPONENTS</b>	<b>24</b>	<b>612</b>	<b>25.5</b>	<b>92t</b>	<b>6</b>

KO RETURNS	No	Yds	Avg	Lg	TD
Lewis	23	511	22.2	97t	1
Gentry	16	330	20.6	66	0
Green	11	224	20.4	29	0
Morgan	4	71	17.8	30	0
Leeuwenburg	1	7	7.0	7	0
Riviera	1	0	0.0	0	0
<b>BEARS</b>	<b>56</b>	<b>1143</b>	<b>20.4</b>	<b>97t</b>	<b>1</b>
<b>OPPONENTS</b>	<b>50</b>	<b>1027</b>	<b>20.5</b>	<b>55</b>	<b>0</b>

PUNT RET.	Ret	FC	Yds	Avg	Lg	TD
Woolford	12	3	127	10.6	36	0
Waddle	8	10	28	3.5	13	0
Morgan	3	1	21	7.0	13	0
<b>BEARS</b>	<b>23</b>	<b>14</b>	<b>176</b>	<b>7.7</b>	<b>36</b>	<b>0</b>
<b>OPPONENTS</b>	<b>38</b>	<b>15</b>	<b>351</b>	<b>9.2</b>	<b>175</b>	<b>1</b>

FGs	1-19	20-29	30-39	40-49	50+
Butler	1/1	8/8	9/10	0/4	1/3
<b>BEARS</b>	<b>1/1</b>	<b>8/8</b>	<b>9/10</b>	<b>0/4</b>	<b>1/3</b>
<b>OPPONENTS</b>	<b>1/1</b>	<b>4/6</b>	<b>11/11</b>	<b>3/5</b>	<b>1/2</b>
Butler:(34G, 41N, 38G) (39G, 30G, 37N) ( ) (20G, 21G) (50G, 37G) (55N, 26G) (18G, 30G, 21G) (28G) (47N, 52N) (45N, 27G, 44N) (36G) ( ) ( ) (37G, 26G, 38G) (24G) ( )					
<b>OPPONENTS</b>	<b>(38G) (42N) (50N, 31G, 32G) (46G) ( ) ( ) (51G, 28N) (26G) (36G) (31G, 40G) (39G) (27G, 43G, 42N) (19G) (38G, 38G) (22G, 38G, 30G) (28N, 21G, 34G)</b>				

DEFENSE	(Top 10)	T	S	A	FF	FR	PD	Sa	Int
Singletary	135	65	70	2	0	4	1	1	1
Morrissey	115	56	59	0	0	4	1	1	1
Gayle	100	48	52	0	3	5	0	2	2
Woolford	94	69	25	2	0	27	0	7	0
Roper	94	54	40	0	0	2	2	5	0
McMichael	89	49	40	4	2	2	10	5	0
Carrier	89	43	46	1	2	10	0	0	0
Dent	82	46	36	6	1	3	8	5	0
Armstrong	75	40	35	1	1	0	8	5	0
Cox	56	23	33	1	1	0	1	0	0
<b>SACKS:</b>	<b>McMichael 10.5, Dent 8.5, Armstrong 6.5, Spellman 4.0, Ryan 3.0, Roper 2.5, Perry 2.0, Zornich 2.0, Cox 1.0, Morrissey 1.0, Rivera 1.0, Singletary 1.0</b>								
<b>TEAM 43.0, OPPONENTS 45.0</b>									

### USUAL STARTERS

Offense	Defense
WR ... Wendell Davis	RE ... Richard Dent
LT ... Troy Auzenne	RT ... William Perry
LG ... Mark Bortz	LT ... Steve McMichael
C ... Jerry Fontenot	LE ... Trace Armstrong
RC ... Tom Thayer	WLB ... John Roper
RT ... Keith Van Hornie	MLB ... Mike Singletary
TE ... Keith Jennings	SLB ... Jim Morrissey
WR ... Tom Waddle	RCB ... Lemuel Stinson
QB ... Jim Harbaugh	LCB ... Donnell Woolford
RB ... Neal Anderson	SS ... Shaun Gayle
FB ... Brad Muster	FS ... Mark Carrier

### RANKINGS

Team Stats	Bears	Avg	Rank
Total Yards	4941	308.8	8
Rushing Yards	1871	116.9	10
Passing Yards	3070	191.9	14
Points Scored	295	18.4	

	Opp	Avg	Rank
Total Yards	4952	309.5	17
Rushing Yards	1948	121.8	21
Passing Yards	3004	187.8	15
Points Scored	361	22.6	



# History All-Time Results

## 1993 CHICAGO BEARS STATISTICS

**Record: 7-9, .438**

**4th Place, NFC Central**

**Head Coach: Dave Wannstedt**

09/05	L	20-26	N.Y. GIANTS	66,900
09/12	L	7-10	at Minnesota	56,285
09/26	W	47-17	TAMPA BAY	58,329
10/03	W	6-0	ATLANTA	57,441
10/10	W	17-6	at Philadelphia	63,601
10/25	L	12-19	MINNESOTA	64,677
10/31	L	3-17	at Green Bay	58,945
11/07	L	14-16	L.A. RAIDERS	59,750
11/14	W	16-13	at San Diego	58,459
11/21	W	19-17	at Kansas City	76,872
11/25	W	10-6	at Detroit	76,699
12/05	W	30-17	GREEN BAY	62,236
12/12	L	10-13	at Tampa Bay	56,667
12/18	L	3-13	DENVER	53,056
12/26	L	14-20	DETROIT	43,443
01/02	L	6-20	at L.A. Rams	39,147

	Bears	Opp
<b>TOTAL FIRST DOWNS</b>	<b>226</b>	<b>290</b>
Rushing	98	112
Passing	113	163
Penalty	15	15
3rd Down: Made/Att	73/211	80/214
3rd Down Pct.	34.6	37.4
4th Down: Made/Att	4/14	6/15
4th Down Pct.	28.6	40.0
<b>POSSESSION AVG.</b>	<b>28:36</b>	<b>31:24</b>
<b>TOTAL NET YARDS</b>	<b>3717</b>	<b>4653</b>
Avg. Per Game	232.3	290.8
Total Plays	913	1026
Avg. Per Play	4.1	4.5
<b>NET YARDS RUSHING</b>	<b>1677</b>	<b>1835</b>
Avg. Per Game	104.8	114.7
Total Rushes	477	476
<b>NET YARDS PASSING</b>	<b>2040</b>	<b>2818</b>
Avg. Per Game	127.5	176.1
Sacked/Yards Lost	48/230	46/287
Gross Yards	2270	3105
Att./Completions	388/230	504/306
Completion Pct.	59.3	60.7
Had Intercepted	16	18
<b>PUNTS/AVERAGE</b>	<b>80/38.5</b>	<b>78/41.4</b>
<b>NET PUNTING AVG.</b>	<b>80/36.6</b>	<b>78/36.2</b>
<b>PENALTIES/YARDS</b>	<b>68/587</b>	<b>91/783</b>
<b>FUMBLES/BALL LOST</b>	<b>29/14</b>	<b>24/12</b>
<b>TOUCHDOWNS</b>	<b>22</b>	<b>22</b>
Rushing	10	9
Passing	7	12
Returns	5	1

PASSING	Att	Cmp	Yds	Cmp%	Yd/Att	TD	TD%	Int	Int%	Lg	Sack/Lost	Rating
Harbaugh	325	200	2002	61.5	6.16	7	2.2	11	3.4	48	43/210	72.1
Willis	60	30	268	50.0	4.47	0	0.0	5	8.3	29	5/20	27.6
Gardocki	2	0	0	0.0	0.00	0	0.0	0	0.0	0	0/0	39.6
Anderson	1	0	0	0.0	0.00	0	0.0	0	0.0	0	0/0	39.6
<b>BEARS</b>	<b>388</b>	<b>230</b>	<b>2270</b>	<b>59.3</b>	<b>5.85</b>	<b>7</b>	<b>1.8</b>	<b>16</b>	<b>4.1</b>	<b>48</b>	<b>48/230</b>	<b>64.7</b>
<b>OPPONENTS</b>	<b>504</b>	<b>306</b>	<b>3105</b>	<b>60.7</b>	<b>6.16</b>	<b>12</b>	<b>2.4</b>	<b>18</b>	<b>3.6</b>	<b>67</b>	<b>46/287</b>	<b>71.4</b>

Score by Period	1	2	3	4	OT	Tot
BEARS	37	85	56	56	0	234
OPPONENTS	45	83	39	64	0	230

SCORING	TDs:Ru-Pa-R	K-PAT	FG	2pt	Pts
Butler	0	0	0	0	21/22 27/35 0 102
Anderson	4	4	0	0	0 66
Harbaugh	4	4	0	0	0 24
Obee	3	0	3	0	0 18
Baker	2	0	0	2	0 12
Conway	2	0	2	0	0 12
Worley LG	2	2	0	0	0 12
Worley TM	2	2	0	0	0 12
Carrier	1	0	0	1	0 6
Jones	1	0	0	1	0 6
Lincoln	1	0	0	1	0 6
Waddle	1	0	0	1	0 6
Wetnight	1	0	0	1	0 6
<b>BEARS</b>	<b>22</b>	<b>10</b>	<b>7</b>	<b>5</b>	<b>21/22 27/35 0 234</b>
<b>OPPONENTS</b>	<b>22</b>	<b>9</b>	<b>12</b>	<b>1</b>	<b>20/22 26/34 0 230</b>

RUSHING	No	Yds	Avg	Lg	TD
Anderson	202	648	3.2	45	4
Worley LG	120	470	3.9	26	2
Worley TM	110	437	4.0	26	2
Harbaugh	60	277	4.6	25	4
Heyward	68	206	3.0	11	0
Conway	5	44	8.8	18	0
Green	15	29	1.9	10	0
Christian	8	19	2.4	12	0
Lewis	7	13	1.9	3	0
Willis	2	6	3.0	6	0
<b>BEARS</b>	<b>477</b>	<b>1677</b>	<b>3.5</b>	<b>45</b>	<b>10</b>
<b>OPPONENTS</b>	<b>476</b>	<b>1835</b>	<b>3.9</b>	<b>26</b>	<b>9</b>

RECEIVING	No	Yds	Avg	Lg	TD
Waddle	44	552	12.5	38	1
Anderson	31	160	5.2	35	0
Obee	26	351	13.5	48	3
Conway	19	231	12.2	38	2
Christian	16	160	10.0	36	0
Heyward	16	132	8.3	20	0
Jennings	14	150	10.7	29	0
Green	13	63	4.8	9	0
Davis	12	132	11.0	17	0
Worley LG	11	62	5.6	15	0
Worley TM	8	49	6.1	15	0
Gedney	10	98	9.8	24	0
Wetnight	9	93	10.3	25	1
Whitaker	6	53	8.8	18	0
Lewis	4	26	6.5	18	0
Banks LG	2	45	22.5	26	0
Banks TM	1	19	19.0	19	0
Harbaugh	1	1	1.0	1	0
<b>BEARS</b>	<b>230</b>	<b>2270</b>	<b>9.9</b>	<b>48</b>	<b>7</b>
<b>OPPONENTS</b>	<b>306</b>	<b>3105</b>	<b>10.1</b>	<b>67</b>	<b>12</b>

PUNTING	No	Yds	Avg	Net	TB	In	Lg	B
Gardocki	80	3080	38.5	36.6	2	28	58	0
<b>BEARS</b>	<b>80</b>	<b>3080</b>	<b>38.5</b>	<b>36.6</b>	<b>2</b>	<b>28</b>	<b>58</b>	<b>0</b>
<b>OPPONENTS</b>	<b>78</b>	<b>3231</b>	<b>41.4</b>	<b>36.2</b>	<b>6</b>	<b>22</b>	<b>75</b>	<b>1</b>

INTS	No	Yds	Avg	Lg	TD
Carrier	4	94	23.5	34	1
Jones	4	52	13.0	22	0
Lincoln	3	109	36.3	80	1
Woolford	2	18	9.0	18	0
Blaylock	2	3	1.5	3	0
Dent	1	24	24.0	24	0
Mangum	1	0	0.0	0	0
McMichael	1	0	0.0	0	0
<b>BEARS</b>	<b>18</b>	<b>300</b>	<b>16.7</b>	<b>80</b>	<b>2</b>
<b>OPPONENTS</b>	<b>16</b>	<b>105</b>	<b>6.6</b>	<b>25</b>	<b>1</b>

KO RETURNS	No	Yds	Avg	Lg	TD
Conway	21	450	21.4	55	0
Green	9	141	15.7	30	0
Obee	9	159	17.7	34	0
Worley LG	6	121	20.2	26	0
Worley TM	2	36	18.0	24	0
A. Fontenot	1	8	8.0	8	0
Heyward	1	12	12.0	12	0
Mangum	1	0	0.0	0	0
Ryan	1	5	5.0	5	0
<b>BEARS</b>	<b>45</b>	<b>811</b>	<b>18.0</b>	<b>55</b>	<b>0</b>
<b>OPPONENTS</b>	<b>53</b>	<b>918</b>	<b>17.3</b>	<b>35</b>	<b>0</b>

PUNT RET.	Ret	FC	Yds	Avg	Lg	TD
Obee	35	20	289	8.3	28	0
<b>BEARS</b>	<b>35</b>	<b>20</b>	<b>289</b>	<b>8.3</b>	<b>28</b>	<b>0</b>
<b>OPPONENTS</b>	<b>22</b>	<b>38</b>	<b>115</b>	<b>5.2</b>	<b>34</b>	<b>0</b>

FGs	1-19	20-29	30-39	40-49	50+
Butler	0/0	7/8	12/13	3/7	5/8
<b>BEARS</b>	<b>0/0</b>	<b>7/8</b>	<b>12/13</b>	<b>3/7</b>	<b>5/8</b>
<b>OPPONENTS</b>	<b>1/1</b>	<b>15/15</b>	<b>7/9</b>	<b>3/8</b>	<b>0/1</b>
Butler:	(20G, 34G) (53N) (33G, 40G, 32G, 31G)				
(48G, 44N, 52G) (37G) (37G, 39G, 55G, 35G) (33G)					
(21N, 30N) (23G, 54G, 20G) (55G) (31G) (45N)					
(27G, 50N, 53G)					
<b>OPPONENTS</b>	(19G, 35G, 23G, 26G) (47N, 22G)				
(20G) ( ) ( ) (39G, 25G, 50N) (40G) (31G, 21G,					
20G) (28G, 30B, 26G, 40N) (20G) (39G, 27G) (36N,					
26G) (38G, 42G, 29N) (29G, 24G, 41N) (40G, 47N,					
37G) (29G, 29G)					

DEFENSE	(Top 10)	T	S	A	FF	FR	PD	Sa	Int
Jones	189	117	72	1	2	11	1	4	
Gayle	124	79	45	0	2	2	1	0	
Zorich	121	63	58	1	2	1	7	0	
Cain	108	63	45	1	0	5	0	0	
Woolford	101	86	15	0	0	22	0	2	
Carrier	91	47	44	1	0	7	0	4	
V. Smith	83	49	34	0	0	3	0	0	
McMichael	78	50	28	0	2	5	6	1	
Dent	64	43	21	1	0	3	12.5	1	
Douglass	52	39	23	0	0	4	0	0	
<b>SACKS:</b>	Dent 12.5, Armstrong 11.5, Zorich 7.0,								
McMichael 6.0, Spellman 2.5, Cox 2.0, A. Fontenot									
1.0, Gayle 1.0, Jones 1.0									
<b>TEAM 46.0, OPPONENTS 48.0</b>									

### USUAL STARTERS

Offense	Defense
WR ...Tom Waddle	RE ...Richard Dent
LT ...Troy Auzenne	RT ...Chris Zorich
LG ...Mark Bortz	LT ...Steve McMichael
C ...Jerry Fontenot	LE ...Trace Armstrong
RG ...John Wojciechowski	WLB ...Vinson Smith
RT ...Jay Leuenberg	MLB ...Dante Jones
TE ...Keith Jennings	SLB ...Joe Cain
WR ...Curis Conway	RCB ...Anthony Blaylock
QB ...Jim Harbaugh	LCB ...Donnell Woolford
RB ...Neal Anderson	SS ...Shaun Gayle
FB ...Craig Heyward	FS ...Mark Carrier

### RANKINGS

Team Stats	Bears	Avg	Rank
Total Yards	3717	232.3	28
Rushing Yards	1677	104.8	19
Passing Yards	2040	127.5	28
Points Scored	234	14.6	

	Opp	Avg	Rank
Total Yards	4653	290.8	4
Rushing Yards	1835	114.7	17
Passing Yards	2818	176.1	3
Points Scored	230	14.4	

# History All-Time Results

## 1994 CHICAGO BEARS STATISTICS

**Record: 9-7, .563**

**T-2nd Place, NFC Central**  
**Head Coach: Dave Wannstedt**

09/04	W	21-9	TAMPA BAY	61,844
09/12	L	22-30	at Philadelphia	64,890
09/18	L	14-42	MINNESOTA	61,073
09/25	W	19-7	at N.Y. Jets	70,806
10/02	W	20-13	BUFFALO	62,406
10/09	W	17-7	NEW ORLEANS	63,822
10/23	L	16-21	at Detroit	73,574
10/31	L	6-33	GREEN BAY	47,381
11/06	W	20-6	at Tampa Bay	60,821
11/13	W	17-14	at Miami	64,871
11/20	W	20-10	DETROIT	55,035
11/27	W	19-16	at Arizona	65,922
12/01	L	27-33	at Minnesota	61,483
12/11	L	3-40	at Green Bay	57,927
12/18	W	27-13	L.A. RAMS	56,276
12/24	L	3-13	NEW ENGLAND	60,178
<b>PLAYOFFS</b>				
01/01	W	35-18	at Minnesota	60,347
01/07	L	15-44	at San Francisco	64,544

<b>TOTAL FIRST DOWNS</b>		<b>Bears</b>	<b>Opp</b>
Rushing		274	275
Passing		88	100
Penalty		165	163
3rd Down: Made/Att		97/232	81/218
3rd Down Pct.		41.8	37.2
4th Down: Made/Att		9/16	8/17
4th Down Pct.		56.3	47.1
<b>POSSESSION AVG.</b>		<b>31:37</b>	<b>28:23</b>
<b>TOTAL NET YARDS</b>		<b>4679</b>	<b>5009</b>
Avg. Per Game		292.4	313.1
Total Plays		1014	982
Avg. Per Play		4.6	5.1
<b>NET YARDS RUSHING</b>		<b>1588</b>	<b>1922</b>
Avg. Per Game		99.3	120.1
Total Rushes		487	432
<b>NET YARDS PASSING</b>		<b>3091</b>	<b>3087</b>
Avg. Per Game		193.2	192.9
Sacked/Yards Lost		25/139	28/175
Gross Yards		3230	3262
Att./Completions		502/308	522/295
Completion Pct.		61.4	56.5
Had Intercepted		16	12
<b>PUNTS/AVERAGE</b>		<b>76/37.8</b>	<b>72/39.0</b>
<b>NET PUNTING AVG.</b>		<b>76/32.4</b>	<b>72/34.9</b>
<b>PENALTIES/YARDS</b>		<b>66/503</b>	<b>80/645</b>
<b>FUMBLES/BALL LOST</b>		<b>21/10</b>	<b>29/10</b>
<b>TOUCHDOWNS</b>		<b>30</b>	<b>31</b>
Rushing		10	10
Passing		19	16
Returns		1	5

PASSING	Att	Cmp	Yds	Cmp%	Yd/Att	TD	TD%	Int	Int%	Lg	Sack/Lost	Rating
Walsh	343	208	2078	60.6	6.06	10	2.9	8	2.3	50	11/52	77.9
Kramer	158	99	1129	62.7	7.15	8	5.1	8	5.1	85	14/87	79.9
Conway	1	1	23	100.0	23.00	1	100.0	0	0.0	23	0/0	158.3
<b>BEARS</b>	<b>502</b>	<b>308</b>	<b>3230</b>	<b>61.4</b>	<b>6.43</b>	<b>19</b>	<b>3.8</b>	<b>16</b>	<b>3.2</b>	<b>85</b>	<b>25/139</b>	<b>79.4</b>
<b>OPPONENTS</b>	<b>522</b>	<b>295</b>	<b>3262</b>	<b>56.5</b>	<b>6.25</b>	<b>16</b>	<b>3.1</b>	<b>12</b>	<b>2.3</b>	<b>65</b>	<b>28/175</b>	<b>75.9</b>

Scores by Period	1	2	3	4	OT	Tot
BEARS	40	61	61	106	3	271
OPPONENTS	44	116	67	74	6	307

SCORING	TDs	Ru	Pa	R	K	PAT	FG	2pt	Pts
Butler	0	0	0	0	0	24/24	21/29	0	87
Tillman	7	7	0	0	0	0	0	0	42
Graham	5	0	4	1	0	0	32	0	18
Gedney	3	0	3	0	0	0	18	0	12
Jennings	3	0	3	0	0	0	18	0	18
Conway	2	0	2	0	0	0	14	0	14
Green	2	0	2	0	0	0	12	0	12
Cook	1	0	1	0	0	0	6	0	6
Harris	1	0	1	0	0	0	6	0	6
Lewis	1	0	1	0	0	0	6	0	6
McMurtry	1	0	1	0	0	0	6	0	6
Waddle	1	0	1	0	0	0	6	0	6
Walsh	1	0	1	0	0	0	6	0	6
Wetnight	1	0	1	0	0	0	6	0	6
Worley	1	0	1	0	0	0	6	0	6
<b>BEARS</b>	<b>30</b>	<b>10</b>	<b>19</b>	<b>1</b>	<b>24/24</b>	<b>21/29</b>	<b>0</b>	<b>271</b>	
<b>OPPONENTS</b>	<b>31</b>	<b>10</b>	<b>16</b>	<b>5</b>	<b>25/26</b>	<b>30/41</b>	<b>0</b>	<b>307</b>	
<b>2-Pt. Conversions: Conway, Graham, TEAM 2-6.</b>									
<b>OPPONENTS 3-4.</b>									

RUSHING	No	Yds	Avg	Lg	TD
Tillman	275	899	3.3	25t	7
Harris	123	464	3.8	13	1
Green	25	122	4.9	14	0
Conway	6	31	5.2	12	0
Christian	7	29	4.1	8	0
Hoge	6	24	4.0	8	0
Worley	9	17	1.9	4	1
Walsh	30	4	0.1	12	1
Kramer	6	-2	-0.3	2	0
<b>BEARS</b>	<b>487</b>	<b>1588</b>	<b>3.3</b>	<b>25t</b>	<b>10</b>
<b>OPPONENTS</b>	<b>432</b>	<b>1922</b>	<b>4.4</b>	<b>90</b>	<b>10</b>

RECEIVING	No	Yds	Avg	Lg	TD
Graham	68	944	13.9	76t	4
Conway	39	546	14.0	85t	2
Harris	39	236	6.1	18	0
Tillman	27	222	8.2	39	0
Waddle	25	244	9.8	22	1
Green	24	199	8.3	39t	2
Cook	21	212	10.1	34	1
Gedney	13	157	12.1	37t	3
Hoge	13	79	6.1	11	0
Wetnight	11	104	9.5	19	1
Jennings	11	75	6.8	23t	3
McMurtry	8	112	14.0	30	1
Primus	3	25	8.3	12	0
Christian	2	30	15.0	21	0
Lewis	2	13	6.5	8	1
Carter	1	24	24.0	24	0
Worley	1	8	8.0	8	0
<b>BEARS</b>	<b>308</b>	<b>3230</b>	<b>10.5</b>	<b>85t</b>	<b>19</b>
<b>OPPONENTS</b>	<b>295</b>	<b>3262</b>	<b>11.1</b>	<b>65t</b>	<b>16</b>

PUNTING	No	Yds	Avg	Net	TB	In	Lg	B
Gardocki	76	2871	37.8	43.4	9	23	57	0
<b>BEARS</b>	<b>76</b>	<b>2871</b>	<b>37.8</b>	<b>43.4</b>	<b>9</b>	<b>23</b>	<b>57</b>	<b>0</b>
<b>OPPONENTS</b>	<b>72</b>	<b>2808</b>	<b>39.0</b>	<b>34.9</b>	<b>4</b>	<b>27</b>	<b>61</b>	<b>0</b>

INTS	No	Yds	Avg	Lg	TD
Woodford	5	30	6.0	25	0
Gayle	2	33	16.5	33	0
Carrier	2	10	5.0	7	0
Spellman	1	31	31.0	31	0
Douglass	1	18	18.0	18	0
Lincoln	1	5	5.0	5	0
<b>BEARS</b>	<b>12</b>	<b>127</b>	<b>10.6</b>	<b>33</b>	<b>0</b>
<b>OPPONENTS</b>	<b>16</b>	<b>335</b>	<b>20.9</b>	<b>81t</b>	<b>3</b>

KO RETURNS	No	Yds	Avg	Lg	TD
Lewis	35	874	25.0	55	0
Conway	10	228	22.8	34	0
Carter	6	99	16.5	26	0
Green	6	77	12.8	16	0
Worley	4	52	13.0	25	0
Flanigan	2	26	13.0	14	0
Harris	1	18	18.0	18	0
Thierry	1	0	0.0	0	0
Woodford	1	28	28.0	28	0
<b>BEARS</b>	<b>66</b>	<b>1402</b>	<b>21.2</b>	<b>55</b>	<b>0</b>
<b>OPPONENTS</b>	<b>65</b>	<b>1271</b>	<b>19.6</b>	<b>102t</b>	<b>1</b>

PUNT RET.	Ret	FC	Yds	Avg	Lg	TD
Graham	15	5	140	9.3	61t	1
Conway	8	9	63	7.9	24	0
Waddle	3	3	8	2.7	6	0
Lewis	1	3	7	7.0	7	0
<b>BEARS</b>	<b>27</b>	<b>20</b>	<b>216</b>	<b>8.1</b>	<b>61t</b>	<b>1</b>
<b>OPPONENTS</b>	<b>26</b>	<b>18</b>	<b>225</b>	<b>8.7</b>	<b>57</b>	<b>0</b>

FGs	1-19	20-29	30-39	40-49	50+
Butler	1/1	7/17	6/9	5/8	2/4
<b>BEARS</b>	<b>1/1</b>	<b>7/17</b>	<b>6/9</b>	<b>5/8</b>	<b>2/4</b>
<b>OPPONENTS</b>	<b>1/1</b>	<b>13/13</b>	<b>9/11</b>	<b>7/14</b>	<b>0/2</b>
Butler: ( ) ( ) (54N) (44G, 42N, 30G) (50G, 20G) (46G, 36N) (46N, 22G) ( ) (18G, 37G) (51N, 40G) (28G, 23 G) (35G, 52G, 31G, 27G) (29G, 33G, 40N) (25G) (41G, 30G) (44G, 28B, 36N)					
<b>OPPONENTS</b> (31G, 49G, 30G, 54N) (41G, 29G) (33G) (43G, 24G) (47G, 41N) (28G, 30G) (50B, 36N) ( ) (30B) (33G, 47N, 38G) (29G, 33G, 45N) (29G, 43N) (49G, 22G, 47G) (45G, 41G, 29G, 38G) (39G, 24G, 20G, 29G) (18G, 42B, 21G) (29G, 22G, 46N)					

DEFENSE	Top 10	T	S	A	FF	FR	Pd	Sa	Int
Cain	129	83	46	1	1	2	0	0	0
Jones	108	69	39	0	2	5	0	0	0
Carrier	107	59	18	0	1	0	0	0	2
Zorich	104	49	55	1	0	0	5.5	0	0
Gayle	97	67	30	3	1	8	0	2	0
Douglass	77	46	31	0	0	3	1.5	1	0
Woodford	65	54	11	1	0	21	0	5	0
A. Fontenot	62	37	25	1	0	2	4	0	0
Spellman	60	35	25	1	0	8	7	0	0
Armstrong	60	34	26	1	0	1	7.5	0	0
<b>SACKS:</b> Armstrong 7.5, Spellman 7.0, Zorich 5.5, A. Fontenot 4.0, Douglass 1.5, Epps 1.0, Smith 1.0, Mangum 0.5									
<b>TEAM 28.0, OPPONENTS 25.0</b>									

### USUAL STARTERS

Offense	Defense
WR ... Jeff Graham	RE ... Alonzo Spellman
LT ... Andy Heck	RT ... Chris Zorich
LG ... Mark Bortz	LT ... Fontenot/Simpson
C ... Jerry Fontenot	LE ... Trace Armstrong
RG ... Jay Leeuwenburg	WLB ... Vinson Smith
RT ... James Williams	MLB ... Dante Jones
TE ... Mary Cook	SLB ... Joe Cain
WR ... Curtis Conway	RCB ... Jeremy Lincoln
QB ... Steve Walsh	LCB ... Donnell Woodford
RB ... Lewis Tillman	SS ... Shaun Gayle
FB ... Raymont Harris	FS ... Mark Carrier

### RANKINGS

Team Stats	Bears	Avg	Rank
Total Yards	4679	292.4	23
Rushing Yards	1588	99.3	15
Passing Yards	3091	193.2	21
Points Scored	271	16.9	27
Opp			
Total Yards	5009	313.1	13
Rushing Yards	1922	120.1	13
Passing Yards	3087	192.9	5
Points Scored	307	19.2	24



# History

## All-Time Results

### 1995 CHICAGO BEARS STATISTICS

**Record: 9-7, .563**

**3rd Place, NFC Central**  
**Head Coach: Dave Wannstedt**

09/03	W	31-14	MINNESOTA	63,036
09/11	L	24-27	GREEN BAY	64,855
09/17	W	25-6	at Tampa Bay	71,507
09/24	L	28-34	at St. Louis	59,679
10/08	W	31-27	CAROLINA	59,668
10/15	W	30-27	at Jacksonville	72,020
10/22	W	35-32	HOUSTON	63,545
10/30	W	14-6	at Minnesota	61,238
11/05	L	34-37	at PITTSBURGH	61,638
11/12	L	28-35	at Green Bay	59,996
11/19	L	17-24	DETROIT	61,779
11/26	W	27-24	at N.Y. Giants	70,015
12/04	L	7-27	at Detroit	77,230
12/10	L	10-16	at Cincinnati	38,642
12/17	W	31-10	TAMPA BAY	49,475
12/24	W	20-14	PHILADELPHIA	52,391

Score by Period	1	2	3	4	OT	Total
BEARS	73	130	91	98	0	392
OPPONENTS	93	112	66	86	3	360

SCORING	TDs	Ru-Pa	R	K-PAT	FG	2pt	Pts
Butler	0	0	0	0	45/45	23/31	0 114
Conway	12	0	12	0	0	0	72
Salaam	10	10	0	0	0	0	60
Jennings	6	0	6	0	0	0	36
Graham	4	0	4	0	0	0	24
Green	3	3	0	0	0	0	18
Timpson	3	1	2	0	0	0	18
Flanigan	2	0	2	0	0	0	12
Wetnight	2	0	2	0	0	0	12
T. Carter	1	0	1	0	0	0	6
Kramer	1	1	0	0	0	0	6
Marshall	1	0	0	1	0	0	6
Minter	1	0	0	1	0	0	6
A. Fontenot	0	0	0	0	0	1	2

BEARS	46	15	29	2	45/45	23/31	1 392
OPPONENTS	41	9	27	5	40/40	24/29	0 360

2-PT Conversions: TEAM 0-1, OPPONENTS 1-1.

	Bears	Opp
<b>TOTAL FIRST DOWNS</b>	<b>340</b>	<b>316</b>
Rushing	116	81
Passing	201	212
Penalty	23	23
3rd Down: Made/Att	88/207	101/217
3rd Down Pct.	42.5	46.5
4th Down: Made/Att	13/19	10/17
4th Down Pct.	68.4	58.8
<b>POSSESSION AVG.</b>	<b>29.55</b>	<b>30.05</b>
<b>TOTAL NET YARDS</b>	<b>5673</b>	<b>5442</b>
Avg. Per Game	354.6	340.1
Total Plays	1030	1035
Avg. Per Play	5.5	5.3
<b>NET YARDS RUSHING</b>	<b>1930</b>	<b>1441</b>
Avg. Per Game	120.6	90.1
Total Rushes	492	405
<b>NET YARDS PASSING</b>	<b>3743</b>	<b>4001</b>
Avg. Per Game	233.9	250.1
Sacked/Yards Lost	15/95	35/239
Gross Yards	3838	4240
Att./Completions	523/315	595/374
Completion Pct.	60.2	62.9
Had Intercepted	10	16
<b>PUNTS/AVERAGE</b>	<b>58/37.4</b>	<b>62/37.3</b>
<b>NET PUNTING AVG.</b>	<b>58/30.9</b>	<b>62/31.8</b>
<b>PENALTIES/YARDS</b>	<b>71/601</b>	<b>104/821</b>
<b>FUMBLES/BALL LOST</b>	<b>26/16</b>	<b>25/13</b>
<b>TOUCHDOWNS</b>	<b>46</b>	<b>41</b>
Rushing	15	9
Passing	29	27
Returns	2	5

RUSHING	No	Yds	Avg	Lg	TD
Graham	296	1074	3.6	42	10
Green	107	570	5.3	38	3
Tillman	29	78	2.7	9	0
Conway	5	77	15.4	20	0
A. Johnson	6	30	5.0	11	0
Kramer	35	39	1.1	11	1
T. Carter	10	34	3.4	7	0
Timpson	3	28	9.3	16	1
Flanigan	1	0	0.0	0	0
BEARS	492	1930	3.9	42	15
OPPONENTS	405	1441	3.6	29	9

RECEIVING	No	Yds	Avg	Lg	TD
Graham	82	1301	15.9	51	4
Conway	62	1037	16.7	76	12
T. Carter	40	329	8.2	27	1
Green	28	246	8.8	28	0
Jennings	25	217	8.7	20	6
Timpson	24	289	12.0	36	2
Wetnight	24	193	8.0	22	2
A. Johnson	13	86	6.6	18	0
Salaam	7	56	8.0	19	0
Gedney	5	52	10.4	15	0
Faulkerson	2	22	11.0	12	0
Flanigan	2	6	3.0	4	2
R. Harris	1	4	4.0	4	0
BEARS	315	3838	12.2	76	29
OPPONENTS	374	4240	11.3	99	27

PUNTING	No	Yds	Avg	Net	TB	In	Lg	B
Sauerbrun	55	2080	37.8	31.1	6	16	61	0
O'Neill	3	89	29.7	26.7	0	0	39	0
BEARS	58	2169	37.4	30.9	6	16	61	0
OPPONENTS	62	2311	37.3	31.8	8	21	57	2

INTS	No	Yds	Avg	Lg	TD
Woodford	4	21	5.3	16	0
Minfield	3	37	12.3	37	0
Joseph	2	31	15.5	31	0
Lincoln	1	32	32.0	32	0
M. Carter	2	20	10.0	15	0
Mangum	1	2	2.0	2	0
Minter	1	2	2.0	2	1
Cox	1	1	1.0	1	0
Marshall	1	0	0.0	0	0
BEARS	16	146	9.1	37	1
OPPONENTS	10	203	20.3	98	1

KO RETURNS	No	Yds	Avg	Lg	TD
N. Lewis	42	904	21.5	52	0
Timpson	18	420	23.3	51	0
T. Carter	3	24	8.0	9	0
Green	3	29	9.7	19	0
Lundy LG	3	39	13.0	17	0
Lundy TM	1	11	11.0	11	0
Primus	2	39	19.5	22	0
Tillman	1	20	20.0	20	0
Graham	1	12	12.0	12	0
BEARS	71	1459	20.5	52	0
OPPONENTS	72	1570	21.8	54	0

PUNT RET.	Ret	FC	Yds	Avg	Lg	TD
Graham	23	14	183	8.0	39	0
Lundy	1	0	-4	-4.0	-4	0
BEARS	24	14	179	7.5	39	0
OPPONENTS	28	13	257	9.2	62	1

FGs	1-19	20-29	30-39	40-49	50+
Butler	0/0	16/19	5/6	2/4	0/2
BEARS	0/0	16/19	5/6	2/4	0/2
OPPONENTS	0/0	7/7	6/6	10/14	1/2
Butler:(21G) (20G) (24G, 37G, 22G, 27G) ( ) (23G) (25G, 21G, 20G) (28G, 22G, 47G, 35G) ( ) (40G, 27G, 44N) ( ) (39G, 25G, 52N) (27N, 34G, 37G) (53N) (27G) (26N, 23G) (40N, 27G, 28G, 37N) (32G, 38G) (43G, 40G) (45G, 25G) (21G, 49G) (47N, 49G, 40G, 54N) (48N, 39G) (22G, 43G) (40G, 46G, 24G) ( ) (43B, 25G) (22G) (42G, 36G) (28G, 37G, 39G, 42N) (50G) ( )					

DEFENSE	(Top 10)	T	S	A	FF	FR	PD	Sa	Int
M. Carter	158	97	61	2	1	10	0	2	
Cain	119	73	46	0	0	5	0	0	
Smith	111	72	39	1	1	3	4	0	
Carrier	103	63	40	0	1	15	0	0	
Minter	99	55	44	1	0	4	0	1	
Cox	84	46	38	0	0	5	0	1	
Zorich	79	38	41	1	1	0	1	0	
Flanigan	77	46	31	0	0	1	11	0	
Lincoln	73	61	12	0	0	12	1	1	
Minfield	72	49	23	0	0	10	0	0	

**SACKS:** Flanigan 11.0, Spellman 8.5, Smith 4.0, Thierry 4.0, A. Fontenot 2.5, Lincoln 1.0, Mangum 1.0, Simpson 1.0, Zorich 1.0  
**TEAM 35.0, OPPONENTS 15.0**

PASSING	Att	Cmp	Yds	Cmp%	Yd/Att	TD	TD%	Int	Int%	Lg	Sack/Lost	Rating
Kramer	522	315	3838	60.3	7.35	29	5.6	10	1.9	76	15/95	93.5
Conway	1	0	0	0.0	0.00	0	0.0	0	0.0	0	0/0	39.6
BEARS	523	315	3838	60.2	7.34	29	5.5	10	1.9	76	15/95	93.4
OPPONENTS	595	374	4240	62.9	7.13	27	4.5	16	2.7	99	35/239	88.1

#### USUAL STARTERS

Offense	Defense
WR ... Jeff Graham	RE ... John Thierry
LT ... Andy Heck	RT ... Chris Zorich
LG ... Todd Perry	LE ... Jim Flanigan
C ... Jerry Fontenot	LT ... Alonzo Spellman
RG ... Jay Leeuwenburg	WLB ... Ron Cox
RT ... James Williams	MLB ... Joe Cain
TE ... Keith Jennings	SLB ... Vinson Smith
WR ... Curtis Conway	RCB ... Jeremy Lincoln
QB ... Erik Kramer	LCB ... Donnell Woolford
RB ... Rashawn Salaam	SS ... Marty Carter
FB ... Tony Carter	FS ... Mark Carrier

#### RANKINGS

Team Stats	Bears	Avg	Rank
Total Yards	5673	354.6	9
Rushing Yards	1930	120.6	9
Passing Yards	3743	233.9	12
Points Scored	392	24.5	
	Opp	Avg	Rank
Total Yards	5442	340.1	19
Rushing Yards	1441	90.1	15
Passing Yards	4001	250.1	271
Points Scored	360	22.5	

# History All-Time Results



## 1996 CHICAGO BEARS STATISTICS

**Record: 7-9, .438**

**3rd Place, NFC Central**  
**Head Coach: Dave Wannstedt**

09/02	W	22-6	DALLAS	63,076
09/08	L	3-10	at Washington	52,711
09/15	L	14-20	MINNESOTA	61,301
09/22	L	16-35	at Detroit	70,022
09/29	W	19-17	OAKLAND	57,062
10/06	L	6-37	GREEN BAY	65,480
10/13	L	24-27	at New Orleans	43,512
10/28	W	15-13	at Minnesota	58,143
11/03	W	13-10	TAMPA BAY	58,727
11/10	L	12-17	at Denver	75,555
11/17	L	10-14	at Kansas City	76,762
11/24	W	31-14	DETROIT	55,864
12/01	L	17-28	at Green Bay	59,682
12/08	W	35-9	ST. LOUIS	45,075
12/14	W	27-14	SAN DIEGO	49,763
12/22	L	19-34	at Tampa Bay	51,572

	Bears	Opp
<b>TOTAL FIRST DOWNS</b>	<b>300</b>	<b>295</b>
Rushing	104	87
Passing	176	183
Penalty	20	25
3rd Down: Made/Att	78/231	79/206
3rd Down Pct.	33.8	38.3
4th Down: Made/Att	20/28	8/14
4th Down Pct.	71.4	57.1
<b>POSSESSION AVG.</b>	<b>30:51</b>	<b>29:09</b>
<b>TOTAL NET YARDS</b>	<b>4905</b>	<b>4884</b>
Avg. Per Game	306.6	305.3
Total Plays	1046	981
Avg. Per Play	4.7	5.0
<b>NET YARDS RUSHING</b>	<b>1720</b>	<b>1617</b>
Avg. Per Game	107.5	101.1
Total Rushes	472	427
<b>NET YARDS PASSING</b>	<b>3185</b>	<b>3267</b>
Avg. Per Game	199.1	204.2
Sacked/Yards Lost	23/155	30/209
Gross Yards	3350	3476
Att./Completions	551/318	524/314
Completion Pct.	57.7	59.9
Had Intercepted	18	17
<b>PUNTS/AVERAGE</b>	<b>78/44.8</b>	<b>76/40.1</b>
<b>NET PUNTING AVG.</b>	<b>78/34.9</b>	<b>76/34.0</b>
<b>PENALTIES/YARDS</b>	<b>103/808</b>	<b>113/849</b>
<b>FUMBLES/BALL LOST</b>	<b>25/9</b>	<b>29/11</b>
<b>TOUCHDOWNS</b>	<b>31</b>	<b>37</b>
Rushing	9	13
Passing	19	21
Returns	3	3

PASSING	Att	Cmp	Yds	Cmp%	Yd/Att	TD	TD%	Int	Int%	Lg	Sack/Lost	Rating
Krieg	377	226	2278	59.9	6.04	14	3	12	3.2	531	14/104	76.3
Kramer	150	73	781	48.7	5.21	3	2	6	4.0	581	7/53	54.3
Matthews	17	13	158	76.5	9.29	1	5	0	0.0	26	1/3	124.1
Stenstrom	4	3	37	75.0	9.25	0	0	0	0.0	28	1/5	103.1
Sauerbrun	2	2	63	100.0	31.50	0	0	0	0.0	47	0/0	118.8
Conway	1	1	33	100.0	33.00	1	100	0	0.0	33	0/0	158.3
BEARS	551	318	3350	57.7	6.08	19	3.4	18	3.3	581	23/165	73.4
OPPONENTS	524	314	3476	59.9	6.63	21	4.0	17	3.2	621	30/209	79.5

Score by Period	1	2	3	4	OT	Tot
BEARS	70	89	57	67	0	283
OPPONENTS	48	140	62	55	0	305

SCORING	TDs: Ru-Pa-R	K-PAT	FG	2pt	Pts			
Jaeger	0	0	0	23/23	19/23	0	60	
Conway	7	0	0	0	0	42		
Engram	6	0	0	0	0	36		
R. Harris	5	4	1	0	0	30		
Salaam	4	3	1	0	0	24		
Huerta TM	0	0	0	3/3	4/7	0	15	
Cox	1	0	0	1	0	6		
Faulkerson	1	0	1	0	0	6		
Flanigan	1	0	1	0	0	6		
Krieg	1	1	0	0	0	6		
Lowery	1	0	0	1	0	6		
Matthews	1	1	0	0	0	6		
Spears	1	0	1	0	0	6		
Wetnight	1	0	1	0	0	6		
Woodford	1	0	0	1	0	6		
BEARS	31	9	19	3	26/26	23/30	1	283
OPPONENTS	37	13	21	3	35/36	16/23	0	305
2-Pt. Conversions: TEAM 0-0, OPPONENTS 0-0								

2-Pt. Conversions: TEAM 0-5, OPPONENTS 0-1

RUSHING	No	Yds	Avg	Lg	TD
R. Harris	194	748	3.9	23	4
Salaam	143	496	3.5	32	3
Green	60	249	4.2	19	0
Hicks	27	92	3.4	23	0
Conway	8	50	6.3	19	0
T. Carter	11	43	3.9	23	0
Timmons	3	21	7.0	13	0
Krieg	16	12	0.8	2	1
Kramer	8	4	0.5	3	0
Sauerbrun	1	3	3.0	3	0
Matthews	1	2	2.0	2	1
<b>BEARS</b>	<b>472</b>	<b>1720</b>	<b>3.6</b>	<b>32</b>	<b>9</b>
<b>OPPONENTS</b>	<b>427</b>	<b>1617</b>	<b>3.8</b>	<b>63</b>	<b>13</b>

RECEIVING	No	Yds	Avg	Lg	TD
Conway	81	1049	13.0	581	7
Timmons	62	802	12.9	49	0
T. Carter	41	233	5.7	29	0
Engram	33	389	11.8	24	6
R. Harris	32	296	9.3	47	1
Weighting	21	223	10.6	38	1
Green	13	78	6.0	18	0
Neely	9	92	10.2	21	0
Salaam	7	44	6.3	11	1
Jennings	6	56	9.3	20	0
Cash	4	42	10.5	14	0
J. Jackson	4	39	9.8	14	0
Krieg	1	5	5.0	5	0
Faulkerson	1	1	1.0	1	1
Flanigan	1	1	1.0	1	1
Spears	1	1	1.0	1	1
Hicks	1	-1	-1.0	-1	0
<b>BEARS</b>	<b>318</b>	<b>3350</b>	<b>10.5</b>	<b>581</b>	<b>19</b>
<b>OPPONENTS</b>	<b>314</b>	<b>3476</b>	<b>11.1</b>	<b>621</b>	<b>21</b>

PUNTING	No	Yds	Avg	Net	TB	In	Lg	B
Sauerbrun	78	3491	44.8	34.9	12	15	72	0
<b>BEARS</b>	<b>78</b>	<b>3491</b>	<b>44.8</b>	<b>34.9</b>	<b>12</b>	<b>15</b>	<b>72</b>	<b>0</b>
<b>OPPONENTS</b>	<b>73</b>	<b>3047</b>	<b>40.1</b>	<b>34.0</b>	<b>9</b>	<b>25</b>	<b>60</b>	<b>1</b>

INTS	No	Yds	Avg	Lg	TD
Woodford	6	37	6.2	281	1
M. Carter	3	34	11.3	29	0
Marshall	2	20	10.0	20	0
Carrier	2	0	0.0	0	0
W. Harris	2	0	0.0	0	0
Burton	1	11	11.0	11	0
Minter	1	5	5.0	5	0
<b>BEARS</b>	<b>17</b>	<b>107</b>	<b>6.3</b>	<b>29</b>	<b>1</b>
<b>OPPONENTS</b>	<b>18</b>	<b>94</b>	<b>5.2</b>	<b>27</b>	<b>0</b>

KO RETURNS	No	Yds	Avg	Lg	TD
J. Jackson	27	619	22.9	60	0
Engram	25	580	23.2	45	0
Faulkerson	4	63	15.8	20	0
Marshall	0	75	---	75	0
<b>BEARS</b>	<b>56</b>	<b>1337</b>	<b>23.9</b>	<b>88</b>	<b>0</b>
<b>OPPONENTS</b>	<b>52</b>	<b>1115</b>	<b>21.4</b>	<b>90</b>	<b>1</b>

PUNT RET.	Ret	FC	Yds	Avg	Lg	TD
Engram	31	19	282	9.1	34	0
<b>BEARS</b>	<b>31</b>	<b>19</b>	<b>282</b>	<b>9.1</b>	<b>34</b>	<b>0</b>
<b>OPPONENTS</b>	<b>42</b>	<b>12</b>	<b>527</b>	<b>12.5</b>	<b>88</b>	<b>2</b>

FGs	1-19	20-29	30-39	40-49	50+
Jaeger	0/0	4/4	3/4	12/15	0/0
Huerta	0/0	0/0	3/5	1/2	0/0
<b>BEARS</b>	<b>0/0</b>	<b>4/4</b>	<b>6/9</b>	<b>13/17</b>	<b>0/0</b>
<b>OPPONENTS</b>	<b>0/0</b>	<b>6/7</b>	<b>4/4</b>	<b>3/9</b>	<b>3/3</b>
Jaeger: (31G, 35N, 42G, 34G) (37G, 39N) (44N)					
Huerta: ( ) ( ) (46G) (44G, 24G, 40G, 30G) (40G, 41G) (26G, 32N) (44N, 46N, 41G, 44G) (27G, 47N, 23G) (35G, 48G) (49G) (42G) (34G) ( ) (45G, 40G) ( )					
<b>OPPONENTS</b> (26G, 43N, 28G) (50G, 44N) (33G, 34G) ( ) (28G) (32G) (34G, 54G) (41G, 43G, 48B) (45G) (24G) ( ) ( ) (46N) (45N, 25G) (48N, 28N) (50G, 22G)					

DEFENSE	T	S	A	FF	FR	PD	Sa	Int
M. Carter	180	102	78	1	0	14	0	3
Cain	124	68	56	3	0	1	1	0
W. Harris	113	93	20	2	2	18	0	2
Minter	106	56	50	1	0	4	1.5	1
Cox	99	56	43	1	3	2	3	0
Smith	89	48	41	0	2	1	1	0
Woodford	78	63	15	0	0	20	0	6
Spellman	78	46	32	3	0	2	8	0
Flanigan	78	43	35	0	0	1	5	0
Carrier	76	40	36	1	1	7	0	2
<b>SACKS:</b> Spellman 8.0, Flanigan 5.0, A. Fontenot 4.5, Cox 3.0, Thierry 2.0, Mnefield 1.5, Minter 1.5, Simpson 1.5, Cain 1.0, Mangum 1.0, Smith 1.0								
<b>TEAM 30.0, OPPONENTS 23.0</b>								

### USUAL STARTERS

Offense	Defense
WR ...Curtis Conway	RE ...Alonzo Spellman
LT ...Andy Heck	RT ...Carl Simpson
LG ...Todd Perry	LT ...Jim Flanigan
C ...Jerry Fontenot	LE ...Albert Fontenot
RG ...Todd Burger	WLB ...Vinson Smith
RT ...James Williams	MLB ...Bryan Cox
TE ...Keith Jennings	SLB ...Joe Cain
WR ...Michael Timpon	RCB ...Walt Harris
QB ...Dave Krieg	LCB ...Donnell Woolford
RB ...Raymont Harris	SS ...Marty Carter
FB ...Tony Carter	FS ...Mark Carrier

### RANKINGS

Team Stats	Bears	Avg	Rank
Total Yards	4905	306.6	21
Rushing Yards	1720	107.5	16
Passing Yards	3185	199.1	19
Points Scored	283	17.7	
	Opp	Avg	Rank
Total Yards	4884	305.3	12
Rushing Yards	1617	101.1	11
Passing Yards	3267	204.2	14
Points Scored	305	19.1	



# History

## All-Time Results

### 1997 CHICAGO BEARS STATISTICS

**Record: 4-12, .250**

**5th Place, NFC Central**  
**Head Coach: Dave Wannstedt**

09/01	L	24-38	at Green Bay	60,766
09/07	L	24-27	MINNESOTA	59,263
09/14	L	7-32	DETROIT	59,147
09/21	L	3-31	at New England	59,873
09/28	L	3-27	at Dallas	64,082
10/05	L	17-20	NEW ORLEANS	58,885
10/12	L	23-24	GREEN BAY	62,212
10/27	W	35-33	at Miami	73,156
11/02	L	8-31	WASHINGTON	53,032
11/09	L	22-29	at Minnesota	63,443
11/16	L	15-23	N.Y. JETS	45,642
11/23	W	13-7	TAMPA BAY	43,955
11/27	L	20-55	at Detroit	77,904
12/07	W	20-3	BUFFALO	39,784
12/14	W	13-10	at St. Louis	66,030
12/21	L	15-31	at Tampa Bay	70,930

	Bears	Opp
<b>TOTAL FIRST DOWNS</b>	<b>305</b>	<b>281</b>
Rushing	94	97
Passing	188	156
Penalty	23	28
3rd Down: Made/Att	91/253	60/189
3rd Down Pct.	36.0	31.7
4th Down: Made/Att	14/27	3/9
4th Down Pct.	51.9	33.3
<b>POSSESSION AVG.</b>	<b>33:08</b>	<b>26:52</b>
<b>TOTAL NET YARDS</b>	<b>4987</b>	<b>4888</b>
Avg. Per Game	311.7	305.5
Total Plays	1128	935
Avg. Per Play	4.4	5.2
<b>NET YARDS RUSHING</b>	<b>1746</b>	<b>1858</b>
Avg. Per Game	109.1	116.1
Total Rushes	490	421
<b>NET YARDS PASSING</b>	<b>3241</b>	<b>3030</b>
Avg. Per Game	202.6	189.4
Sacked/Yards Lost	43/260	38/259
Gross Yards	3501	3289
Att./Completions	595/336	476/273
Completion Pct.	56.5	57.4
Had Intercepted	22	13
<b>PUNTS/AVERAGE</b>	<b>96/42.5</b>	<b>81/43.5</b>
<b>NET PUNTING YARDS</b>	<b>96/32.6</b>	<b>81/32.6</b>
<b>PENALTIES/YARDS</b>	<b>107/867</b>	<b>93/763</b>
<b>FUMBLE/BALL LOST</b>	<b>33/19</b>	<b>25/17</b>
<b>TOUCHDOWNS</b>	<b>28</b>	<b>50</b>
Rushing	14	18
Passing	14	25
Returns	0	7

PASSING	Att	Cmp	Yds	Cmp%	Yd/Att	TD	TD%	Int	Int%	Lg	Sack/Lost	Rating
Kramer	477	275	3011	57.7	6.31	14	2.9	14	2.9	78t	25/149	74.0
Mirer	103	53	420	51.5	4.08	0	0.0	6	5.8	34	16/92	37.7
Stenstrom	14	8	70	57.1	5.00	0	0.0	2	14.3	18	2/19	31.0
Conway	1	0	0	0.0	0.00	0	0.0	0	0.0	0	0/0	39.6
<b>BEARS</b>	<b>595</b>	<b>336</b>	<b>3501</b>	<b>56.5</b>	<b>5.88</b>	<b>14</b>	<b>2.4</b>	<b>22</b>	<b>3.7</b>	<b>78t</b>	<b>43/260</b>	<b>66.1</b>
<b>OPPONENTS</b>	<b>476</b>	<b>273</b>	<b>3289</b>	<b>57.4</b>	<b>6.91</b>	<b>25</b>	<b>5.3</b>	<b>13</b>	<b>2.7</b>	<b>89t</b>	<b>38/259</b>	<b>84.8</b>

Score by Period	1	2	3	4	OT	Tot
BEARS	61	72	36	91	3	263
OPPONENTS	78	123	107	113	0	421

SCORING	TDs:Ru-Pa-R	K-PAT	FG	2pt	Pts
Jaeger	0	0	0	0	20/20 21/26 0 83

BEARS 28 14 14 0 20/20 21/26 0 263

OPPONENTS 50 18 25 7 45/45 24/32 0 421

2-PT. Conversions: Autry, Engram, Flanigan, Mirer, Proehl, TEAM 5-5; OPPONENTS 2-5.

RUSHING

Autry	1	1	0	0	0	8
-------	---	---	---	---	---	---

BEARS 490 1746 3.6 68t 14

OPPONENTS 421 1858 4.4 76 18

RECEIVING

Flanigan	0	0	0	0		0	2
BEARS	28	14	14	0	20/20	31/26	1 262

BEARS 336 3501 10.4 78t 14

OPPONENTS 273 3289 12.0 89t 25

PUNTING	No	Yds	Avg	Net	TB	In	Lg	B
Sauerbrun	95	4059	42.7	32.8	11	26	67	0
Jaeger	1	18	18.0	18.0	0	0	18	0
<b>BEARS</b>	<b>96</b>	<b>4077</b>	<b>42.5</b>	<b>32.6</b>	<b>11</b>	<b>26</b>	<b>67</b>	<b>0</b>
<b>OPPONENTS</b>	<b>81</b>	<b>3526</b>	<b>43.5</b>	<b>36.6</b>	<b>12</b>	<b>28</b>	<b>72</b>	<b>0</b>

INTS

W. Harris	5	30	6.0	12	0
-----------	---	----	-----	----	---

KO RETURNS

Mangum	2	4	20	4	0
Marshall TM	0	0	0	0	0

BEARS 79 1694 21.4 58 0

OPPONENTS 52 1237 23.8 69 0

PUNT RET.

071004210	22	220	1410	64	1
-----------	----	-----	------	----	---

BEARS 46 8 321 7.0 19 0

OPPONENTS 52 16 727 14.0 83t 2

FGs

Smith	10	196	19.6	28	0
Allen	8	21	10.5	11	0

Jaeger:(42G) (39G) ( ) (38G) (21G) (23G) (41G)

(39G, 23G, 47G, 35G) ( ) (29G, 22G, 36G) (34N,

32N) (32G, 25G, 41N) (52G, 32G, 45N) (41G, 38G)

(22B, 27G, 20G) ( )

OPPONENTS (38G, 36G, 29G) (33G, 40N, 28G,

42N) (23G, 33G, 29G, 32G) (27G) (33G, 23G) (38G,

48G) (37G) ( ) (38G) (53N) (48N, 34G, 36G, 34G)

(50N, 40N) (40G, 29G) (41N, 43G) (40N, 28G)

(20G)

DEFENSE

(Top 10)	T	S	A	FF	FR	PD	Sa	Int
Mangum	149	79	69	0	2	9	1	2
M. Carter	142	81	59	1	0	6	1	1
Minter	134	69	58	1	3	3	6	0
B. Cox	133	77	50	1	1	5	5	0
W. Harris	94	75	15	4	1	19	0	5
R. Cox	83	44	37	1	0	2	1	0
Flanigan	81	45	28	2	3	0	6	0
Simpson	61	26	30	0	0	5	4	5
T. Carter	56	49	7	0	0	19	0	3
Reeves	52	24	27	0	1	0	0	5

SACKS: Flanigan 6.0, Minter 6.0, B. Cox 5.0,

Simpson 4.5, Thomas 4.5, Marshall TM 3.0, Thierry

3.0, Spellman 2.0, M. Carter 1.0, R. Cox 1.0,

Mangum 1.0, Grassmanis 0.5, Reeves 0.5

TEAM 38.0, OPPONENTS 43.0

#### USUAL STARTERS

Offense	Defense
WR ... Bobby Engram	RE ... Carl Reeves
LT ... Andy Heck	RT ... Carl Simpson
LG ... Todd Perry	LE ... Jim Flanigan
C ... Chris Villarrial	LT ... John Thierry
RG ... Todd Burger	WLB ... Barry Minter
RT ... James Williams	MLB ... Bryan Cox
TE ... Keith Jennings	SLB ... Ron Cox
WR ... Ricky Proehl	RCB ... Walt Harris
QB ... Erik Kramer	LCB ... Tom Carter
RB ... Raymont Harris	SS ... Marty Carter
FB ... Tony Carter	FS ... John Mangum

#### RANKINGS

Team Stats	Bears	Avg	Rank
Total Yards	4987	311.7	17
Rushing Yards	1746	109.1	16
Passing Yards	3241	202.6	16
Points Scored	263	16.4	

	Opp	Avg	Rank
Total Yards	4888	305.5	12
Rushing Yards	1858	116.1	19
Passing Yards	3030	189.4	11
Points Scored	421	26.3	

# History All-Time Results



## 1998 CHICAGO BEARS STATISTICS

**Record: 4-12, .250**

**5th Place, NFC Central**

**Head Coach: Dave Wannstedt**

09/06	L	23-24	JACKSONVILLE	55,614
09/13	L	12-17	at Pittsburgh	59,084
09/20	L	15-27	at Tampa Bay	64,328
09/27	L	28-31	MINNESOTA	57,783
10/04	W	31-27	DETROIT	55,562
10/11	L	7-20	at Arizona	47,860
10/18	W	13-12	DALLAS	59,201
10/25	W	23-20	at Tennessee	50,089
11/08	L	12-20	ST. LOUIS	50,263
11/15	L	3-26	at Detroit	63,152
11/22	L	13-20	at Atlanta	60,804
11/29	L	17-31	TAMPA BAY	51,938
12/06	L	22-48	at Minnesota	64,247
12/13	L	20-26	at Green Bay	59,813
12/20	W	24-3	BALTIMORE	40,853
12/27	L	13-16	GREEN BAY	58,393

<b>TOTAL FIRST DOWNS</b>	<b>264</b>	<b>300</b>
Rushing	89	121
Passing	154	155
Penalty	21	24
3rd Down: Made/Att	75/215	80/196
3rd Down Pct.	34.9	40.8
4th Down: Made/Att	11/25	3/6
4th Down Pct.	44.0	50.0
<b>POSSESSION AVG.</b>	<b>29:26</b>	<b>30:34</b>
<b>TOTAL NET YARDS</b>	<b>4766</b>	<b>5103</b>
Avg. Per Game	297.9	318.9
Total Plays	979	963
Avg. Per Play	4.9	5.3
<b>NET YARDS RUSHING</b>	<b>1713</b>	<b>1875</b>
Avg. Per Game	107.1	117.2
Total Rushes	454	479
<b>NET YARDS PASSING</b>	<b>3053</b>	<b>3228</b>
Avg. Per Game	190.8	201.8
Sacked/Yards Lost	31/224	28/173
Gross Yards	3277	3401
Att./Completions	494/264	456/292
Completion Pct.	57.5	64.0
Had Intercepted	13	14
<b>PUNTS/AVERAGE</b>	<b>80/42.6</b>	<b>72/42.8</b>
<b>NET PUNTING AVG.</b>	<b>80/36.5</b>	<b>72/35.7</b>
<b>PENALTIES/YARDS</b>	<b>86/714</b>	<b>102/852</b>
<b>FUMBLES/BALL LOST</b>	<b>29/21</b>	<b>33/14</b>
<b>TOUCHDOWNS</b>	<b>30</b>	<b>42</b>
Rushing	9	12
Passing	16	27
Returns	5	3

<b>PASSING</b>	<b>Att</b>	<b>Cmp</b>	<b>Yds</b>	<b>Cmp%</b>	<b>Yd/Att</b>	<b>TD</b>	<b>Int</b>	<b>Int%</b>	<b>Lg</b>	<b>Sack/Lost</b>	<b>Rating</b>
Kramer	250	151	1823	60.4	7.29	9	3.6	7.8	791	10/71	83.1
Stenstrom	196	112	1252	57.1	6.39	4	2.0	6.3	41	19/137	70.4
Moreno	43	19	166	44.2	3.86	1	2.3	0.0	211	2/16	62.7
Bennett	2	1	18	50.0	9.00	1	5.0	0.0	181	0/0	120.8
Horan	2	1	18	50.0	9.00	1	5.0	0.0	181	0/0	120.8
Conway	1	0	0	0.0	0.00	0	0.0	0.0	0	0/0	39.6
<b>BEARS</b>	<b>494</b>	<b>284</b>	<b>3277</b>	<b>57.5</b>	<b>6.63</b>	<b>16</b>	<b>3.2</b>	<b>13</b>	<b>2.6</b>	<b>791</b>	<b>31/224</b>
<b>OPPONENTS</b>	<b>456</b>	<b>292</b>	<b>3401</b>	<b>64.0</b>	<b>7.46</b>	<b>27</b>	<b>5.9</b>	<b>14</b>	<b>3.1</b>	<b>981</b>	<b>28/173</b>

<b>Score by Period</b>	<b>1</b>	<b>2</b>	<b>3</b>	<b>4</b>	<b>OT</b>	<b>Tot</b>
BEARS	51	95	53	77	0	276
OPPONENTS	61	104	116	87	0	368

SCORING	TDs:Ru-Pa-R	K-PAT	FG	2pt Pts
Jaeger	0 0 0	27/28 21/26	0	90
Engram	5 0 5 0	0	0	30
Penn	3 0 3 0	0	0	20
Conway	3 0 3 0	0	0	20
Milburn	3 0 3 0	0	0	18
J. Allen	2 1 1 0	0	0	12
Bennett	2 2 0 0	0	0	12
Chancey	2 2 0 0	0	0	12
Stenstrom	2 2 0 0	0	0	12
Wetnight	2 0 2 0	0	0	12
Bowmes	1 0 1 0	0	0	6
Hallok	1 1 0 0	0	0	6
W. Harris	1 0 0 1	0	0	6
Kramer	1 1 0 0	0	0	6
S. Lee	1 0 0 1	0	0	6
M. Robinson	1 0 1 0	0	0	6
Thierry	0 0 0 0	1	2	2
BEARS	30 9 16 5	27/28 21/26	1	27

1-2. Conversions: Penn, TEAM 1-2, OPPONENTS 1-4

<b>RUSHING</b>	<b>No</b>	<b>Yds</b>	<b>Avg</b>	<b>Lg</b>	<b>TD</b>
Bennett	173	611	3.5	43	2
Enis	133	497	3.7	29	0
J. Allen	58	270	4.7	57	1
Chancey	29	122	4.2	14	2
Stenstrom	18	79	4.4	14	2
Conway	5	48	9.6	29	0
Hallok	13	41	3.2	14	1
Kramer	13	17	1.3	8	1
Moreno	4	9	2.3	9	0
Milburn	4	8	2.0	3	0
Morris	3	8	2.7	6	0
Engram	1	3	3.0	3	0
<b>BEARS</b>	<b>454</b>	<b>1713</b>	<b>3.8</b>	<b>57</b>	<b>9</b>
<b>OPPONENTS</b>	<b>479</b>	<b>1875</b>	<b>3.9</b>	<b>50</b>	<b>12</b>

<b>RECEIVING</b>	<b>No</b>	<b>Yds</b>	<b>Avg</b>	<b>Lg</b>	<b>TD</b>
Engram	64	987	15.4	791	5
Conway	54	733	13.6	47	3
Penn	31	448	14.5	37	3
Bennett	26	209	7.5	31	0
Hallok	25	166	6.6	16	0
Wetnight	23	168	7.3	30	2
Mayes	21	217	10.3	22	0
Chancey	11	102	9.3	15	0
J. Allen	8	77	9.6	33	1
Enis	6	20	3.3	7	0
Bowmes	5	69	13.8	44	1
M. Robinson	4	44	11.0	201	1
Milburn	4	37	9.3	13	0
<b>BEARS</b>	<b>284</b>	<b>3277</b>	<b>11.5</b>	<b>791</b>	<b>16</b>
<b>OPPONENTS</b>	<b>292</b>	<b>3401</b>	<b>11.6</b>	<b>981</b>	<b>27</b>

<b>PUNTING</b>	<b>No</b>	<b>Yds</b>	<b>Avg</b>	<b>Net</b>	<b>Tb</b>	<b>In</b>	<b>Lg</b>	<b>B</b>
Horan	64	2643	41.3	35.4	4	12	57	0
Sauerbrum	15	741	49.4	42.1	3	6	71	0
Jaeger	1	27	27.0	27.0	0	0	27	0
<b>BEARS</b>	<b>80</b>	<b>3411</b>	<b>42.6</b>	<b>36.5</b>	<b>7</b>	<b>18</b>	<b>71</b>	<b>0</b>
<b>OPPONENTS</b>	<b>72</b>	<b>3084</b>	<b>42.8</b>	<b>35.7</b>	<b>11</b>	<b>20</b>	<b>68</b>	<b>1</b>

<b>INTS</b>	<b>No</b>	<b>Yds</b>	<b>Avg</b>	<b>Lg</b>	<b>TD</b>
W. Harris	4	41	10.3	26	1
Collins	3	29	9.7	28	0
T. Carter	2	20	10.0	19	0
Minter	1	17	17.0	17	0
Thierry	1	14	14.0	14	0
Parrish	1	8	8.0	8	0
Cousin	1	0	0.0	0	0
S. Harris	1	0	0.0	0	0
<b>BEARS</b>	<b>14</b>	<b>129</b>	<b>9.2</b>	<b>28</b>	<b>1</b>
<b>OPPONENTS</b>	<b>13</b>	<b>146</b>	<b>11.2</b>	<b>33</b>	<b>1</b>

<b>KO RETURNS</b>	<b>No</b>	<b>Yds</b>	<b>Avg</b>	<b>Lg</b>	<b>TD</b>
Milburn	62	1550	25.0	941	2
Chancey	2	18	9.0	18	0
Bowmes	1	19	19.0	19	0
Wiegmann	1	8	8.0	8	0
<b>BEARS</b>	<b>66</b>	<b>1595</b>	<b>24.2</b>	<b>941</b>	<b>2</b>
<b>OPPONENTS</b>	<b>55</b>	<b>1097</b>	<b>19.9</b>	<b>40</b>	<b>0</b>

<b>PUNT RET.</b>	<b>Ret</b>	<b>FC</b>	<b>Yds</b>	<b>Avg</b>	<b>Lg</b>	<b>TD</b>
Milburn	25	15	291	11.6	931	1
<b>BEARS</b>	<b>25</b>	<b>15</b>	<b>291</b>	<b>11.6</b>	<b>931</b>	<b>1</b>
<b>OPPONENTS</b>	<b>38</b>	<b>19</b>	<b>349</b>	<b>9.2</b>	<b>53</b>	<b>1</b>

FGs	1-19	20-29	30-39	40-49	50+	
Jaeger	2/2	8/9	9/10	1/4	1/1	
BEARS	2/2	8/9	9/10	1/4	1/1	
OPPONENTS	2/2	12/12	3/4	7/10	2/3	
Jaeger:(45G, 35G, 42N, 19G) (19G, 36G) (26G, 29G, 52G) ( ) (23G) ( ) (22G, 29G) (39G, 26G, 34N, 33G) (31G) (31G, 43N) (35G, 32G) (33G) ( ) ( ) (20G) (29G, 48N, 21G)						
OPPONENTS	(23G) (49G) ( ) (50G) (28G, 53N, 43G) (49G, 48N, 40G) (23G, 23G) (29G, 19G, 49B) (24G, 33G) (24G, 25G) (50G, 44G) (28G) (30G, 20G) (35G, 43G, 40G, 24G) (45B, 27G) (39N, 18G)					

<b>DEFENSE</b>	<b>(Top 10)</b>	<b>T</b>	<b>S</b>	<b>A</b>	<b>FF</b>	<b>FR</b>	<b>PD</b>	<b>Sa</b>	<b>Int</b>
M. Carter	159	101	58	0	2	5	0	0	0
Minter	140	93	44	0	2	1	2	1	1
Parrish	111	70	35	5	2	7	1	1	1
S. Harris	107	70	35	1	0	2	1	1	1
Wells	98	51	44	0	0	3	3	0	0
Flanagan	86	34	42	1	1	0	8.5	0	0
W. Harris	85	65	19	1	1	21	0	4	0
Cousin	73	55	17	1	2	18	0	1	0
McDonald	57	36	18	2	0	4	1	0	0
Lee	57	30	24	1	0	4	2	0	0

**SACKS:** Flanagan 8.5, Thomas TM 4.5, Thierry 3.5, Wells 3.0, S. Lee 2.0, Grasmanis 1.0, S. Harris 1.0, McDonald 1.0, Minter 1.0, Parrish 1.0, Reeves 1.0, B. Robinson 0.5

**TEAM 26.0, OPPONENTS 31.0**

### USUAL STARTERS

#### Offense

WR ... Bobby Engram  
LT ... Andy Heck  
LG ... Todd Perry  
C ... Casey Wiegmann  
RT ... Chris Villarrial  
RG ... James Williams  
TE ... Alonzo Mayes  
WR ... Curtis Conway  
QB ... Erik Kramer  
RB ... Edgar Bennett  
FB ... Ty Hallock

#### Defense

RE ... Shawn Lee  
RT ... Mike Wells  
LT ... Jim Flanagan  
LE ... John Thierry  
WLB ... Sean Harris  
MLB ... Barry Minter  
SLB ... Rico McDonald  
RCB ... Walt Harris  
LCB ... Terry Cousin  
SS ... Marty Carter  
FS ... Tony Parrish

### RANKINGS

<b>Team Stats</b>	<b>Bears</b>	<b>Avg</b>	<b>Rank</b>
Total Yards	4766	297.9	21
Rushing Yards	1713	107.1	17
Passing Yards	3053	190.8	23
Points Scored	276	17.3	
<b>Opp</b>	<b>Avg</b>	<b>Rank</b>	
Total Yards	5103	318.9	14
Rushing Yards	1875	117.2	19
Passing Yards	3228	201.8	15
Points Scored	368	23	





# History All-Time Results

## 2000 CHICAGO BEARS STATISTICS

**Record: 5-11, .313**

**5th Place, NFC Central**  
**Head Coach: Dick Jauron**

09/03	L	27-30	at Minnesota	64,104
09/10	L	0-41	at Tampa Bay	65,569
09/17	L	7-14	N.Y. GIANTS	66,944
09/24	L	14-21	DETROIT	66,944
10/01	W	27-24	at Green Bay	59,869
10/08	L	10-31	NEW ORLEANS	66,944
10/15	L	16-28	MINNESOTA	66,944
10/22	L	9-13	at Philadelphia	65,553
11/05	W	27-24	INDIANAPOLIS	66,944
11/12	L	3-20	at Buffalo	72,420
11/19	W	13-10	TAMPA BAY	66,944
11/26	L	10-17	at N.Y. Jets	77,354
12/03	L	6-28	GREEN BAY	66,944
12/10	W	24-19	NEW ENGLAND	66,944
12/17	L	0-17	at San Francisco	68,306
12/24	W	23-20	at Detroit	71,957

	Bears	Opp
<b>TOTAL FIRST DOWNS</b>	<b>239</b>	<b>297</b>
Rushing	89	106
Passing	143	172
Penalty	7	19
3rd Down: Made/Att	67/222	82/223
3rd Down Pct.	30.2	36.8
4th Down: Made/Att	11/25	12/17
4th Down Pct.	44.0	70.6
<b>POSSESSION AVG.</b>	<b>28.30</b>	<b>31.30</b>
<b>TOTAL NET YARDS</b>	<b>4541</b>	<b>5234</b>
Avg. Per Game	283.8	327.1
Total Plays	993	1035
Avg. Per Play	4.6	5.1
<b>NET YARDS RUSHING</b>	<b>1736</b>	<b>1827</b>
Avg. Per Game	108.5	114.2
Total Rushes	417	469
<b>NET YARDS PASSING</b>	<b>2805</b>	<b>3407</b>
Avg. Per Game	175.3	212.9
Sacked/Yards Lost	34/200	36/230
Gross Yards	3005	3637
Att./Completions	542/304	530/332
Completion Pct.	56.1	62.6
Had Intercepted	16	11
<b>PUNTS/AVERAGE</b>	<b>96/37.8</b>	<b>91/39.9</b>
<b>NET PUNTING AVG.</b>	<b>96/37.7</b>	<b>91/34.7</b>
<b>PENALTIES/YARDS</b>	<b>90/696</b>	<b>78/727</b>
<b>FUMBLES/BALL LOST</b>	<b>27/13</b>	<b>20/9</b>
<b>TOUCHDOWNS</b>	<b>22</b>	<b>43</b>
Rushing	6	15
Passing	12	25
Returns	4	3

	Att	Cmp	Yds	Cmp%	Yd/Att	TD	TD%	Int	Int%	Lg	Sack/Lost	Rating
McNown	280	154	1646	55.0	5.88	8	2.9	9	3.2	68t	27/169	68.5
Matthews	178	102	964	57.3	5.42	3	1.7	6	3.4	41	5/24	64.0
Miller	82	47	382	57.3	4.66	1	1.2	1	1.2	34t	2/7	68.2
Aguiar	1	1	13	100.0	13.0	0	0.0	0	0.0	13	0/0	118.8
Hartsell	1	0	0	0.0	0.0	0	0.0	0	0.0	0	0/0	39.6
<b>BEARS</b>	<b>542</b>	<b>304</b>	<b>3005</b>	<b>56.1</b>	<b>5.54</b>	<b>12</b>	<b>2.2</b>	<b>16</b>	<b>3.0</b>	<b>68t</b>	<b>34/200</b>	<b>67.0</b>
<b>OPPONENTS</b>	<b>530</b>	<b>332</b>	<b>3637</b>	<b>62.6</b>	<b>6.86</b>	<b>25</b>	<b>4.7</b>	<b>11</b>	<b>2.1</b>	<b>66</b>	<b>36/230</b>	<b>90.0</b>

Score by Period	1	2	3	4	OT	Tot
BEARS	46	59	52	69	0	216
OPPONENTS	47	117	88	103	0	355

SCORING	TDs	Ru-P	R-K	PAT	FG	2pt	Pts
Edinger	0	0	0	0	21/21	21/27	0
M. Robinson	5	0	5	0	0	0	30
Allen	3	2	1	0	0	0	18
McNown	3	3	0	0	0	0	18
Booker	2	0	2	0	0	0	12
Kennison	2	0	2	0	0	0	12
Allred	1	0	1	0	0	0	6
Brown	1	0	0	1	0	0	6
Enis	1	1	0	0	0	0	6
W. Harris	1	0	0	1	0	0	6
McQuarters	1	0	0	1	0	0	6
Parrish	1	0	0	1	0	0	6
White	1	0	1	0	0	0	6
<b>BEARS</b>	<b>22</b>	<b>6</b>	<b>12</b>	<b>4</b>	<b>21/21</b>	<b>21/27</b>	<b>0</b>
<b>OPPONENTS</b>	<b>43</b>	<b>15</b>	<b>25</b>	<b>3</b>	<b>41/41</b>	<b>18/26</b>	<b>0</b>

Duinger	0	0	0	2	1	2	1	2	1	0	34
M. Robinson	5	0	5	0	0	0	0	0	0	0	60
Allen	3	2	1	0	0	0	0	0	0	0	18
McNown	3	3	0	0	0	0	0	0	0	0	18
Booker	2	0	2	0	0	0	0	0	0	0	12
Kennison	2	0	2	0	0	0	0	0	0	0	12
Allred	1	0	1	0	0	0	0	0	0	0	6
Brown	1	0	0	1	0	0	0	0	0	0	6
Enis	1	1	0	0	0	0	0	0	0	0	6
W. Harris	1	0	0	1	0	0	0	0	0	0	6
McQuarters	1	0	0	1	0	0	0	0	0	0	6
Parrish	1	0	0	1	0	0	0	0	0	0	6
White	1	0	1	0	0	0	0	0	0	0	6

RECEIVING	No	Yds	Avg	Lg	TD
M. Robinson	55	738	13.4	68t	5
Kennison	55	549	10.0	26	2
Booker	47	490	10.4	41	2
Allen	39	291	7.5	26	1
Brooks	26	216	8.3	27	0
Sinceno	23	206	9.0	28	0
Engram	16	109	6.8	25	0
White	10	87	8.7	25t	1
Allred	9	109	12.1	25	1
Enis	8	68	8.5	18	0
Bates	4	42	10.5	18	0
Mayes	4	40	10.0	19	0
Dragos	4	28	7.0	10	0
Wells	1	13	13.0	13	0
Milburn	1	8	8.0	8	0
Barnes	1	7	7.0	7	0
Lyman	1	4	4.0	4	0
<b>BEARS</b>	<b>304</b>	<b>3005</b>	<b>9.9</b>	<b>68t</b>	<b>12</b>
<b>OPPONENTS</b>	<b>332</b>	<b>3637</b>	<b>11.0</b>	<b>66</b>	<b>25</b>

PUNTING	No	Yds	Avg	Net	TB	In	Lg	B
Aguiar	52	2017	38.8	34.9	4	8	56	0
Bartholomew	44	1607	36.5	32.2	3	12	52	0
<b>BEARS</b>	<b>96</b>	<b>3624</b>	<b>37.8</b>	<b>33.7</b>	<b>7</b>	<b>20</b>	<b>56</b>	<b>0</b>
<b>OPPONENTS</b>	<b>91</b>	<b>3629</b>	<b>39.9</b>	<b>34.7</b>	<b>8</b>	<b>29</b>	<b>59</b>	<b>0</b>

INTS	No	Yds	Avg	Lg	TD
Parrish	3	81	27.0	38t	1
W. Harris	2	35	17.5	35t	1
Urlacher	2	19	9.5	19	0
McQuarters	1	61	61.0	61t	1
Brown	1	35	35.0	35t	1
Wells	1	21	21.0	21	0
Azumah	1	2	2.0	2	0
<b>BEARS</b>	<b>11</b>	<b>254</b>	<b>23.1</b>	<b>61t</b>	<b>4</b>
<b>OPPONENTS</b>	<b>16</b>	<b>150</b>	<b>9.4</b>	<b>38t</b>	<b>1</b>

KO RETURNS	No	Yds	Avg	Lg	TD
Milburn	63	1468	23.3	38	0
Enis	2	30	15.0	19	0
Sinceno	1	12	12.0	12	0
Tucker	1	0	0.0	0	0
Turner	1	2	2.0	2	0
<b>BEARS</b>	<b>68</b>	<b>1512</b>	<b>22.2</b>	<b>38</b>	<b>0</b>
<b>OPPONENTS</b>	<b>51</b>	<b>1105</b>	<b>21.7</b>	<b>48</b>	<b>0</b>

PUNT RET.	Ret	FC	Yds	Avg	Lg	TD
Milburn	35	26	300	8.6	25	0
W. Harris	1	1	14	14.0	14	0
<b>BEARS</b>	<b>36</b>	<b>27</b>	<b>314</b>	<b>8.7</b>	<b>25</b>	<b>0</b>
<b>OPPONENTS</b>	<b>36</b>	<b>33</b>	<b>251</b>	<b>7.0</b>	<b>25</b>	<b>0</b>

FGs	1-19	20-29	30-39	40-49	50+
Edinger	1/1	5/5	7/9	6/10	2/2
<b>BEARS</b>	<b>1/1</b>	<b>5/5</b>	<b>7/9</b>	<b>6/10</b>	<b>2/2</b>
<b>OPPONENTS</b>	<b>1/1</b>	<b>6/6</b>	<b>3/8</b>	<b>7/9</b>	<b>1/2</b>
Edinger (29G, 49G) (42N) (49N) ( ) (19G, 42N, 47G) (30N, 38G) (22G) (25G, 33G, 40G) (41G, 37G) (24G) (34G, 38N, 48G) (39G) (32G, 46G) (24G, 47N) ( ) (37G, 50G, 54G)					
<b>OPPONENTS</b> (35G, 38G, 45G) (50N, 23G, 47G) (34N, 41B, 31B) (32B) (42G) (44G) ( ) (51G, 29G) (19G) (27G, 42G, 39N) (33G) (20G, 46N) ( ) (40G) (33N, 28G) (41G, 26G)					

DEFENSE	(Top 10)	T	S	A	FF	FR	PD	SA	Int
Urlacher	165	103	54	0	1	3	8	2	0
Brown	118	77	41	0	1	6	0	1	0
S. Harris	102	71	29	1	0	0	0	1	0
Parrish	101	64	33	2	0	8	2	3	0
Holdman	87	63	23	1	0	0	0	0	0
T. Smith	82	56	25	1	1	8	0	0	0
B. Robinson	77	52	20	0	0	9	4	5	0
Flanigan	64	30	30	0	1	0	4	0	0
Wells	64	29	34	0	0	1	1	1	0
Daniels	55	29	20	0	1	3	6	0	0

SACKS:	Urlacher 8.0, Daniels 6.0, B. Robinson 4.5, Flanigan 4.0, Colvin 3.0, Parrish 2.0, F. Smith 2.0, S. Harris 1.0, Wells 1.0, McQuarters 1.0, Turner 1.0, Culpepper 1.0, Wilson 1.0, Simmons 0.5
<b>TEAM 36.0, OPPONENTS 34.0</b>	

### USUAL STARTERS

Offense	Defense
WR ... Eddie Kennison	RE ... Phillip Daniels
LT ... Blake Brockmeyer	LT ... Mike Wells
LG ... Todd Perry	RT ... Jim Flanigan
C ... Olin Kretz	LE ... Bryan Robinson
RG ... Chris Villarrial	WLB ... Warrick Holdman
RT ... James Williams	MLB ... Brian Urlacher
TE ... Kaseem Sinceno	SLB ... R. Colvin/S. Harris
WR ... Marcus Robinson	RCB ... Thomas Smith
QB ... Cade McNown	LCB ... Walt Harris
RB ... James Allen	SS ... Tony Parrish
FB ... Curtis Enis	FS ... Mike Brown

### RANKINGS

Team Stats	Bears	Avg	Rank
Total Yards	4542	283.8	23
Rushing Yards	1736	108.5	21
Passing Yards	2805	175.3	23
Points Scored	216	13.5	28

	Opp	Avg	Rank
Total Yards	5234	327.1	16
Rushing Yards	1827	114.2	19
Passing Yards	3407	212.9	17
Points Scored	355	22.2	20



# History All-Time Results

## 2001 CHICAGO BEARS STATISTICS

**Record: 13-3, .813**

**1st Place, NFC Central**  
**Head Coach: Dick Jauron**

09/09	L	6-17	at Baltimore	69,365
09/23	W	17-10	MINNESOTA	66,944
10/07	W	31-3	at Atlanta	47,640
10/14	W	20-13	ARIZONA	66,944
10/21	W	24-0	at Cincinnati	63,408
10/28	W	37-31	at SAN FRANCISCO	66,944
11/04	W	27-21	at CLEVELAND	66,944
11/11	L	12-20	GREEN BAY	66,944
11/18	W	27-24	at Tampa Bay	65,612
11/25	W	13-5	at Minnesota	64,214
12/02	W	13-10	DETROIT	66,944
12/09	L	7-17	at Green Bay	59,869
12/16	W	27-3	TAMPA BAY	66,944
12/23	W	20-15	at Washington	78,884
12/30	W	24-0	at Detroit	76,067
01/06	W	33-13	JACKSONVILLE	66,944
<b>PLAYOFFS</b>				
01/19	L	19-33	PHILADELPHIA	66,944

	Bears	Opp
<b>TOTAL FIRST DOWNS</b>	<b>277</b>	<b>277</b>
Rushing	100	71
Passing	153	191
Penalty	24	15
3rd Down Made/Att	74/225	80/223
3rd Down Pct.	32.9	35.9
4th Down Made/Att	10/21	4/17
4th Down Pct.	47.6	23.5
<b>POSSESSION AVG.</b>	<b>30:35</b>	<b>29:25</b>
<b>TOTAL NET YARDS</b>	<b>4694</b>	<b>4978</b>
Avg. Per Game	293.4	311.1
Total Plays	1020	1023
Avg. Per Play	4.6	4.9
<b>NET YARDS RUSHING</b>	<b>1742</b>	<b>1313</b>
Avg. Per Game	108.9	82.1
Total Rushes	475	373
<b>NET YARDS PASSING</b>	<b>2952</b>	<b>3665</b>
Avg. Per Game	184.5	229.1
Sacked/Yards Lost	17/120	48/294
Gross Yards	3072	3959
Att./Completions	528/315	632/355
Completion Pct.	59.7	59.0
Had Intercepted	16	20
<b>PUNTS/AVERAGE</b>	<b>88/42.5</b>	<b>90/40.7</b>
<b>NET PUNTING AVG.</b>	<b>88/37.0</b>	<b>90/32.2</b>
<b>PENALTIES/YARDS</b>	<b>63/622</b>	<b>97/808</b>
<b>FUMBLES/BALL LOST</b>	<b>21/8</b>	<b>34/17</b>
<b>TOUCHDOWNS</b>	<b>37</b>	<b>21</b>
Rushing	12	6
Passing	20	12
Returns	5	3

	Att	Cmp	Yds	Cmp%	Yd/Att	TD	TD%	Int	Int%	Lg	Sack/Lost	Rating
Miller	395	228	2259	57.7	5.82	13	3.3	10	2.5	66t	11/ 72	74.9
Matthews	129	84	694	65.1	5.38	5	3.9	6	4.7	34t	6/ 48	72.3
Booker	2	1	34	50.0	17.00	1	50.0	0	0.0	34t	0/ 0	135.4
Johnson	1	1	18	100.0	18.00	0	0.0	0	0.0	18	0/ 0	118.8
Maynard	1	1	27	100.0	27.00	1	100.0	0	0.0	27t	0/ 0	158.3
<b>BEARS</b>	<b>528</b>	<b>315</b>	<b>3072</b>	<b>59.7</b>	<b>5.82</b>	<b>20</b>	<b>3.8</b>	<b>16</b>	<b>3.0</b>	<b>66t</b>	<b>17/120</b>	<b>76.0</b>
<b>OPPONENTS</b>	<b>602</b>	<b>355</b>	<b>3959</b>	<b>59.0</b>	<b>6.58</b>	<b>12</b>	<b>2.0</b>	<b>20</b>	<b>3.3</b>	<b>60t</b>	<b>48/294</b>	<b>71.4</b>

Score by Period	1	2	3	4	OT	Tot
BEARS	38	96	71	121	12	338
OPPONENTS	48	31	77	53	0	203

SCORING	TDs:Ru-Pa-R	K-PAT	FG	2pt	Pts			
Edinger	0	0	0	34/ 34	26/31	0	112	
Booker	8	0	8	0	0	0	48	
Thomas	7	7	0	0	0	0	44	
Johnson	4	4	0	0	0	0	24	
Terrell	4	0	4	0	0	0	24	
Allen	2	1	1	0	0	0	12	
Baxter	2	0	2	0	0	0	12	
Brown	2	0	2	0	0	0	12	
M. Robinson	2	0	2	0	0	0	12	
Urlacher	2	0	1	1	0	0	12	
Bates	1	0	1	0	0	0	6	
Harris	1	0	0	1	0	0	6	
McQuarters	1	0	0	1	0	0	6	
Shelton	1	0	1	0	0	0	6	
BEARS	37	12	20	5	34/ 34	26/31	1	338
OPPONENTS	21	6	12	3	19/ 20	18/28	1	203
2-PT. Conversions: Thomas, TEAM 1-1, OPPONENTS, 1-1								

2-PT Conversions: Thomas, TEAM 1-1, OPPONENTS 1-1.

RUSHING	No	Yds	Avg	Lg	TD
Thomas	278	1183	4.3	46	7
Allen	135	469	3.5	19	1
Johnson	20	99	5.0	34	4
Booker	4	8	2.0	13	0
Matthews	4	5	1.3	3	0
Denson	1	4	4.0	4	0
Milburn TM	3	3	1.0	4	0
Maynard	1	-10	-10.0	-10	0
Miller	29	-19	-7	3	0
<b>BEARS</b>	<b>475</b>	<b>1742</b>	<b>3.7</b>	<b>46</b>	<b>12</b>
<b>OPPONENTS</b>	<b>373</b>	<b>1313</b>	<b>3.5</b>	<b>29</b>	<b>6</b>

RECEIVING	No	Yds	Avg	Lg	TD
Booker	100	1071	10.7	66t	8
White	45	428	9.5	32	0
Terrell	34	415	12.2	62	4
Allen	30	203	6.8	34t	1
M. Robinson	23	269	11.7	34t	2
Thomas	22	178	8.1	23	0
Baxter	22	148	6.7	19	2
Shelton	12	76	6.3	16	1
Davis	11	68	6.2	14	0
Bates	9	160	17.8	40	1
Milburn TM	3	9	3.0	7	0
Merritt	2	20	10.0	13	0
Urlacher	1	27	27.0	27t	1
Johnson	1	0	0.0	0	0
<b>BEARS</b>	<b>315</b>	<b>3072</b>	<b>9.8</b>	<b>66t</b>	<b>20</b>
<b>OPPONENTS</b>	<b>355</b>	<b>3959</b>	<b>11.2</b>	<b>60t</b>	<b>12</b>

PUNTING	No	Yds	Avg	Net	TB	In	Lg	B
Maynard	87	3709	42.6	37.0	8	36	60	0
Edinger	1	34	34.0	34.0	0	1	34	0
<b>BEARS</b>	<b>88</b>	<b>3743</b>	<b>42.5</b>	<b>37.0</b>	<b>8</b>	<b>37</b>	<b>60</b>	<b>0</b>
<b>OPPONENTS</b>	<b>90</b>	<b>3662</b>	<b>40.7</b>	<b>32.2</b>	<b>18</b>	<b>21</b>	<b>56</b>	<b>0</b>

INTS	No	Yds	Avg	Lg	TD
Brown	5	81	16.2	33t	2
Urlacher	3	60	20.0	41	0
McQuarters	3	47	15.7	43	0
Parrish	3	36	12.0	26	0
Colvin	2	22	11.0	14	0
Traylor	1	67	67.0	67	0
Harris	1	45	45.0	39t	1
Azumah	1	14	14.0	14	0
Holdman	1	0	0.0	0	0
<b>BEARS</b>	<b>20</b>	<b>372</b>	<b>18.6</b>	<b>67</b>	<b>3</b>
<b>OPPONENTS</b>	<b>16</b>	<b>187</b>	<b>11.7</b>	<b>97t</b>	<b>1</b>

KO RETURNS	No	Yds	Avg	Lg	TD
Denson	23	534	23.2	37	0
Johnson	14	286	20.4	33	0
Milburn TM	6	152	25.3	37	0
Azumah	4	65	16.3	23	0
Dogins	1	6	6.0	6	0
Newkirk	1	8	8.0	8	0
Powell	1	1	1.0	1	0
Terrell	1	8	8.0	8	0
<b>BEARS</b>	<b>52</b>	<b>1060</b>	<b>20.4</b>	<b>37</b>	<b>0</b>
<b>OPPONENTS</b>	<b>66</b>	<b>1353</b>	<b>20.5</b>	<b>39</b>	<b>0</b>

PUNT RET.	Ret	FC	Yds	Avg	Lg	TD
Johnson	28	10	255	9.1	35	0
McQuarters	12	1	96	8.0	16	0
Milburn TM	4	3	33	8.3	20	0
Denson	1	0	5	5.0	5	0
Azumah	0	0	16	---	16	0
<b>BEARS</b>	<b>45</b>	<b>14</b>	<b>405</b>	<b>9.0</b>	<b>35</b>	<b>0</b>
<b>OPPONENTS</b>	<b>45</b>	<b>14</b>	<b>327</b>	<b>7.3</b>	<b>32</b>	<b>0</b>

FGs	1-19	20-29	30-39	40-49	50+
Edinger	0/0	6/7	7/8	13/16	0/0
<b>BEARS</b>	<b>0/0</b>	<b>6/7</b>	<b>7/8</b>	<b>13/16</b>	<b>0/0</b>
<b>OPPONENTS</b>	<b>0/0</b>	<b>7/7</b>	<b>5/7</b>	<b>6/14</b>	<b>0/0</b>
Edinger (20G, 43N, 46G, 45G, 48N, 42G, 46G, 43G)					
(48G, 43G, 41G, 37G, 47G, 38G, 41G, 26G, 40G), 30G,					
43G, 46G, 26G, 39N, 23N, 30G, 46G, 39G, 37G)					
(38G, 47G, 23G, 25G, 22G)					
<b>OPPONENTS</b> (46N, 37G), 20G, 44N, 44G, 40G,					
47G, 39N, 44B, 40G, 41G, 40G, 31G, 25G, 38G, 26G,					
48N, 44G, 21G, 45N, 48N, 36G, 40N, 41N, 27G,					
(25G, 34G, 26G, 31G, 36B)					

DEFENSE	(Top 10)	T	S	A	FF	FR	PD	Sa	Int
Urlacher	148	92	46	1	2	4	6	0	3
Holdman	145	101	39	3	0	6	1	5	1
McQuarters	89	57	25	1	1	21	1	0	3
Brown	86	48	34	2	1	13	3	0	5
Parrish	80	47	28	0	2	7	1	0	3
Colvin	79	42	20	2	1	5	10	5	2
Robinson	72	39	25	2	1	12	4	5	0
Daniels	72	32	23	3	2	10	9	0	0
Harris	70	47	22	2	2	10	0	0	1
Green	68	46	19	2	0	4	3	0	0
<b>SACKS:</b> Colvin 10.5, Daniels 9.0, Urlacher 6.0, B.									
Robinson 4.5, Brown 3.0, Green 3.0, Azumah 2.0,									
Boone 2.0, Traylor 2.0, Holdman 1.5, Washington									
1.5, McQuarters 1.0, Newkirk 1.0, Parrish 1.0									
<b>TEAM 48.0, OPPONENTS 17.0</b>									

### USUAL STARTERS

Offense	Defense
WR...Dez White	RE...Phillip Daniels
LT...Blake Brockmeyer	RT...Keith Traylor
LG...Rex Tucker	LT...Ted Washington
C...Olin Kreutz	LE...Bryan Robinson
RG...Chris Villarrial	WLB...Warrick Holdman
RT...James Williams	MLB...Brian Urlacher
TE...Fred Baxter	SLB...Rosevelt Colvin
WR...Marty Booker	RCB...R.W. McQuarters
QB...Jim Miller	LCB...Walt Harris
RB...Anthony Thomas	FS...Tony Parrish
FB...Daimon Shelton	FS...Mike Brown

### RANKINGS

Team Stats	Bears	avg	rank
Total Yards	4694	293.4	26t
Rushing Yards	1742	108.9	17
Passing Yards	2952	184.5	24
Points Scored	338	21.1	11

	Opp	avg	rank
Total Yards	4978	311.1	15
Rushing Yards	1313	82.1	2
Passing Yards	3665	229.1	29
Points Scored	203	12.7	1

# History All-Time Results

## 2002 CHICAGO BEARS STATISTICS

**Record: 4-12, .250**

**3rd Place, NFC North**

**Head Coach: Dick Jauron**

Score by Period	1	2	3	4	OT	Tot
BEARS	45	93	61	79	3	281
OPPONENTS	41	148	92	89	9	379

	Bears	Opp
<b>TOTAL FIRST DOWNS</b>	<b>260</b>	<b>328</b>
Rushing	79	110
Passing	156	185
Penalty	25	33
3rd Down: Made/Att	71/210	85/230
3rd Down Pct.	33.8	37.0
4th Down: Made/Att	10/21	9/15
4th Down Pct.	47.6	60.0
<b>POSSESSION AVG.</b>	<b>27:42</b>	<b>32:18</b>
<b>TOTAL NET YARDS</b>	<b>4395</b>	<b>5606</b>
Avg. Per Game	274.7	350.4
Total Plays	969	1086
Avg. Per Play	4.5	5.2
<b>NET YARDS RUSHING</b>	<b>1344</b>	<b>2076</b>
Avg. Per Game	84.0	129.8
Total Rushes	382	504
<b>NET YARDS PASSING</b>	<b>3051</b>	<b>3530</b>
Avg. Per Game	190.7	220.6
Sacked/Yards Lost	44/265	35/252
Gross Yards	3316	3782
Att./Completions	543/310	547/335
Completion Pct.	57.1	61.2
Had Intercepted	18	9
<b>PUNTS/AVERAGE</b>	<b>87/42.3</b>	<b>78/41.8</b>
<b>NET PUNTING AVG.</b>	<b>87/37.4</b>	<b>78/34.1</b>
<b>PENALTIES/YARDS</b>	<b>95/964</b>	<b>115/935</b>
<b>FUMBLES/BALL LOST</b>	<b>29/17</b>	<b>35/19</b>
<b>TOUCHDOWNS</b>	<b>31</b>	<b>38</b>
Rushing	8	13
Passing	22	24
Returns	1	

PASSING	Att	Cmp	Yds	Cmp%	Yd/Att
Miller	314	180	1944	57.3	6.19
Chandler	161	103	1023	64.0	6.35
Burris	51	18	207	35.3	4.06
Sauter	9	6	59	66.7	6.56
Booker	5	1	44	20.0	8.80
L. Johnson	1	1	27	100.0	27.0
Maynard	1	1	12	100.0	12.00
Urlacher	1	0	0	0.0	0.00
BEARS	543	310	3316	57.1	6.11
OPPONENTS	547	335	3782	61.2	6.91

RECEIVING	No	Yds	Avg	Lg	TD
Booker	97	1189	12.3	54	6
White	51	656	12.9	76	4
Thomas	24	163	6.8	19	0
M. Robinson	21	244	11.6	45	3
Davis	20	193	9.7	37	3
Pritchett	19	165	8.7	24	1
L. Johnson	16	125	7.8	31	0
Lyman	14	121	8.6	21	2
Merritt	14	100	7.1	25	0
Gilmore	10	130	13.0	30	0
Terrell	9	127	14.1	52	3
Shelton	7	34	4.9	8	0
Baxter	5	51	10.2	22	0
Peterson	3	18	6.0	16	0
BEARS	310	3316	10.7	76	22
OPPONENTS	335	3782	11.3	85	24

PASSING	Att	Cmp	Yds	Cmp%	Yd/Att	TD	TD%	Int	Int%	Lg	Sack/Lost	Rating
Miller	314	180	1944	57.3	6.19	13	4.1	9	2.9	54	16/101	77.5
Chandler	161	103	1023	64.0	6.35	4	2.5	4	2.5	76	23/144	79.8
Burris	51	18	207	35.3	4.06	3	5.9	5	9.8	45	4/20	28.4
Sauter	9	6	59	66.7	6.56	0	0.0	0	0.0	31	0/0	85.0
Booker	5	1	44	20.0	8.80	1	20.0	0	0.0	44	0/0	103.3
L. Johnson	1	1	27	100.0	27.0	0	0.0	0	0.0	27	1/0	116.8
Maynard	1	1	12	100.0	12.0	1	100.0	0	0.0	12	0/0	156.3
Urlacher	1	0	0	0.0	0.00	0	0.0	0	0.0	0	0/0	39.6
BEARS	543	310	3316	57.1	6.11	22	4.1	18	3.3	76	44/265	74.8
OPPONENTS	547	335	3782	61.2	6.91	24	4.4	9	1.6	85	35/252	89.7

PUNTING	No	Yds	Avg	Net	TB	In	Lg	B
Maynard	87	3679	42.3	37.4	2	26	75	0
BEARS	87	3679	42.3	37.4	2	26	75	0
OPPONENTS	78	3260	41.8	34.1	12	24	67	1

INTS	No	Yds	Avg	Lg	TD
M. Brown	3	16	5.3	16	0
Austin	2	0	0.0	0	0
Moore	1	35	35.0	35	0
McQuarters	1	33	33.0	33	0
Howard	1	9	9.0	9	0
Urlacher	1	0	0.0	0	0
Azumah	0	18	---	18	0
BEARS	9	111	12.3	35	0
OPPONENTS	18	258	14.3	72	1

KO RETURNS	No	Yds	Avg	Lg	TD
Merritt	45	1029	22.9	63	0
L. Johnson	21	418	19.9	35	0
Abdullah	9	182	20.2	35	0
Sutherland	3	49	16.3	18	0
Peterson	2	37	18.5	21	0
White	2	47	23.5	27	0
Shelton	1	0	0.0	0	0
BEARS	83	1762	21.2	63	0
OPPONENTS	61	1361	22.3	67	0

PUNT RET.	Ret	FC	Yds	Avg	Lg	TD
L. Johnson	28	10	288	10.3	30	0
Merritt	10	2	71	7.1	18	0
BEARS	38	12	359	9.4	30	0
OPPONENTS	46	19	386	8.4	57	0

FGs	1-19	20-29	30-39	40-49	50+
Edinger	0/0	4/4	5/6	8/10	5/8
BEARS	0/0	4/4	5/6	8/10	5/8
OPPONENTS	0/0	17/18	11/13	8/9	1/4
Edinger	(49G 49G 43N)(50N)(31G 25G 58N 25G)	(46G 24G)(53G 42G)(30G 53G)(39G 40G 32G)	(37G 48G 50G)(35N 22G 40G)(52N)(52G)(53G 48G)	(48B)( )	
OPPONENTS	(30G 22G 42G)(50N 37G 27G 45N)	(48G 49G 39B)(49G 28B 36N 35G 50N)(55N 30G)	24G 48G(44G 24G 24G)(23G 36G 27G 22G)(57G)	31G 42G 25G(41)(22G)(21G 31G 27G)(23G 29G)	(42G 28G)(25G)(30G 32G 33G 26G 33G)

DEFENSE	(Top 10)	T	S	A	FF	FR	PD	Sa	Int
Urlacher	214	159	55	19	2	2	4	5	1
Green	138	89	49	5	0	2	2	1	0
Brown, M.	111	71	40	1	2	1	2	0	3
Azumah	92	73	19	2	2	0	1	0	0
Colvin	72	55	14	8	3	1	10	5	0
Caldwell	69	49	20	1	0	1	3	0	0
Daniels	64	40	24	3	0	1	5	5	0
Howard	57	43	14	2	0	0	0	5	1
McQuarters	51	38	13	1	0	1	0	1	0
Brown, A.	49	32	17	3	3	3	2	5	0

<b>SACKS:</b> Colvin 10.5, Daniels 5.5, Urlacher 4.5, Caldwell 3.0, A. Brown 2.5, Boone 1.5, Knight 1.5, Azumah 1.0, Green 1.0, B. Robinson 1.0, Traylor 1.0, Howard 0.5, Tafaoy 0.5
--

**TEAM 35.0, OPPONENTS 44.0**

### USUAL STARTERS

Offense	Defense
WR ... Dez White	RE ... Alex Brown
LT ... Mike Gandy	RT ... Keith Traylor
LG ... Kevin Dogins	LT ... Bryan Robinson
CG ... Olin Kreutz	LE ... Phillip Daniels
RG ... Chris Villarrial	WLB ... Bobbie Howard
RT ... James Williams	MLB ... Brian Urlacher
TE ... John Davis	SLB ... Rosevelt Colvin
WR ... Marty Booker	RCB ... Jerry Azumah
QB ... Jim Miller	LCB ... R.W. McQuarters
RB ... Anthony Thomas	SS ... Mike Green
FB ... Daimon Shelton	FS ... Mike Brown

### RANKINGS

Team Stats	Bears	Avg	Rank
Total Yards	4395	274.7	29
Rushing Yards	1344	84.0	32
Passing Yards	3051	190.7	24
Points Scored	281	17.6	27

	Opp	Avg	Rank
Total Yards	5606	350.4	25
Rushing Yards	2076	129.8	26
Passing Yards	3530	220.6	24
Points Scored	379	23.7	25



# History All-Time Results

## 2003 CHICAGO BEARS STATISTICS

**Record: 7-9, .438**

**3rd Place, NFC North  
Head Coach: Dick Jauron**

09/07	L	7-9	at San Francisco	67,554
09/14	L	13-24	at Minnesota	64,144
09/29	L	23-38	GREEN BAY	61,500
10/05	W	24-21	OAKLAND	61,099
10/12	L	13-20	at New Orleans	68,390
10/19	L	17-24	at Seattle	65,671
10/26	W	24-16	DETROIT	61,428
11/02	W	20-7	SAN DIEGO	61,500
11/09	L	10-12	at Detroit	61,492
11/16	L	21-23	ST. LOUIS	61,820
11/23	W	19-10	at Denver	75,540
11/30	W	28-3	ARIZONA	61,550
12/07	L	21-34	at Green Bay	70,458
12/14	W	13-10	MINNESOTA	61,804
12/21	W	27-24	WASHINGTON	61,719
12/28	L	3-31	at Kansas City	78,413

Score by Period	1	2	3	4	OT	Tot
BEARS	46	76	53	108	0	283
OPPONENTS	69	109	50	118	0	346

SCORING	TDs:Ru-Pa-R	K-PAT	FG	2pt	Pts
---------	-------------	-------	----	-----	-----

Edinger	0	0	0	0	27/27	26/30	0	105
Thomas	6	6	0	0	0	0	0	36
Booker	4	0	4	0	0	0	0	24
Stewart	3	3	0	0	0	1	20	
White	3	0	3	0	0	0	18	
Azumah	2	0	0	2	0	0	12	
Clark	2	0	2	0	0	0	12	
Forsey	2	2	0	0	0	0	12	
Gage	2	0	2	0	0	0	12	
Pritchett	2	2	0	0	0	0	12	
Briggs	1	0	0	1	0	0	6	
McQuarters	1	0	0	1	0	0	6	
Terrell	1	0	1	0	0	0	6	
Chandler	0	0	0	0	0	1	2	

BEARS	29	13	12	4	27/27	26/30	2	283
OPPS	36	13	20	3	31/33	31/38	3	346

2-P. Conversions: BEARS 2/2, OPPONENTS 3/3

RUSHING	No	Yds	Avg	Lg	TD
---------	----	-----	-----	----	----

Thomas	244	1024	4.2	67	6
Stewart	59	290	4.9	25	3
Forsey	50	191	3.8	17	2
Peterson	22	70	3.2	10	0
Pritchett	21	93	4.4	18	2
Abdullah	18	37	2.1	10	0
Chandler	14	35	2.5	11	0
Wade	5	14	2.8	6	0
White	2	13	6.5	12	0
Terrell	1	4	4.0	4	0
Maynard	1	0	0.0	0	0
Grossman	3	-1	-0.3	0	0
Booker	3	-7	-2.3	1	0

BEARS	443	1763	4.0	67	13
OPPONENTS	449	1855	4.2	60	13

RECEIVING	No	Yds	Avg	Lg	TD
-----------	----	-----	-----	----	----

Booker	52	715	13.8	61	4
White	49	583	11.9	49	3
Clark	44	433	9.8	31	2
Terrell	43	361	8.4	35	1
Pritchett	18	83	4.6	20	0
Gage	17	338	19.9	57	2
Wade	12	137	11.4	24	0
Lyman	11	80	7.3	12	0
Thomas	9	36	4.0	9	0
Abdullah	8	55	6.9	17	0
Merritt	3	50	16.7	25	0
Forsey	3	37	12.3	22	0
Peterson	1	5	5.0	5	0
Kreutz	1	-8	-8.0	-8	0

BEARS	271	2905	10.7	61	12
OPPONENTS	326	3187	9.8	51	20

PUNTING	No	Yds	Avg	Net	TB	In	Lg	B
Maynard	79	3258	41.2	34.6	9	23	53	2
BEARS	81	3258	40.2	34.6	9	23	53	2
OPPONENTS	76	3073	40.4	33.3	4	21	62	0

INTS	No	Yds	Avg	Lg	TD
------	----	-----	-----	----	----

Azumah	4	44	11.0	25	0
Tillman	4	27	6.8	32	0
McQuarters	2	72	36.0	43	0
M. Brown	2	0	0.0	0	0
Briggs	1	45	45.0	45	1
Green	1	3	3.0	3	0
A. Brown	1	0	0.0	0	0

BEARS	15	191	12.7	45	1
OPPONENTS	20	390	19.5	90	2

KO RETURNS	No	Yds	Avg	Lg	TD
------------	----	-----	-----	----	----

Azumah	41	1191	29.0	89	2
Merritt	20	405	20.3	35	0
Abdullah	5	62	12.4	17	0
Tafaya	4	55	13.8	19	0
Gilmore	3	25	8.3	11	0

BEARS	73	1738	23.8	89	2
OPPONENTS	64	1367	21.4	96	1

PUNT RET.	Ret	FC	Yds	Avg	Lg	TD
-----------	-----	----	-----	-----	----	----

McQuarters	37	12	452	12.2	60	1
Wade	2	1	9	4.5	10	0

BEARS	39	13	461	11.8	60	1
OPPONENTS	36	13	277	7.7	35	0

FGs	1-19	20-29	30-39	40-49	50+
-----	------	-------	-------	-------	-----

Edinger	1/1	4/4	9/13	9/14	3/4
BEARS	1/1	4/4	9/13	9/14	3/4
OPPONENTS	0/0	12/12	12/14	6/9	1/3
Edinger:	(142G, 43G)(31G, 38G, 41G)(35G, 50G, 48G)(28G, 31G)(50G, 35G, 40G)(37G, 32B)(38G, 22G)(43G, 48B, 41N)(34N)(33G, 23G, 54G, 47G)(44N, 43N)(33G, 22G, 46N)(19G, 30N, 33N, 45G)(52N, 48G)				
OPPONENTS:	(22G, 29G, 28G, 24G, 26G)(23G, 53N)(34G)(36G, 39G, 32G, 33G, 47B, 49G)(38N, 30G, 30G)(50N, 45G)(14N)(24G, 25G, 30G, 46G)(41G, 44G, 31G)(40N)(32G)(24G, 38G, 35G, 45G)(22G, 27G, 31N)(38G)				

DEFENSE	(Top 10)	T	S	A	FF	FR	PD	Sa	Int
---------	----------	---	---	---	----	----	----	----	-----

Urlacher	153	112	41	0	0	3	2	5	0
Azumah	90	65	25	0	0	10	10	4	0
Tillman	89	64	25	1	0	14	10	4	0
Briggs	81	62	19	0	0	5	0	0	1
M. Brown	81	57	24	0	0	6	0	0	2
A. Brown	79	61	18	2	1	4	5	1	0
Holdman	79	56	23	1	0	0	0	0	0
Daniels	64	46	16	1	0	4	2	5	0
Gray	62	42	20	0	1	6	10	0	0
Green	48	31	17	0	0	3	0	5	1

SACKS: A. Brown 5.5, Daniels 2.5, Urlacher 2.5, Haynes 2.0, Azumah 1.0, Boone 1.0, Gray 1.0, Robinson 1.0, Tillman 1.0, Green 0.5  
BEARS: 18.0, OPPONENTS: 43.0

PASSING	Att	Cmp	Yds	Cmp%	Yd/Att	TD	TD%	Int	Int%	Lg	Sack/Lost	Rating
Stewart	251	126	1418	50.2	5.65	7	2.8	12	4.8	51	25/146	56.8
Chandler	192	107	1050	55.7	5.47	3	1.6	7	3.6	37	14/101	61.3
Grossman	72	38	437	52.8	6.07	2	2.8	1	1.4	59	4/41	74.8
BEARS	515	271	2905	52.6	5.64	12	2.3	20	3.9	61	43/288	61.0
OPPONENTS	525	326	3187	62.1	6.07	20	3.8	15	2.9	51	18/105	79.9

### USUAL STARTERS

Offense	Defense
WR ... Dez White	RE ... Alex Brown
LT ... Mike Gandy	RT ... Bryan Robinson
LG ... Steve Edwards	LT ... Keith Traylor
C ... Olin Kreutz	LE ... Phillip Daniels
RG ... Chris Villarrial	WLB ... Warrick Holdman
RT ... Aaron Gibson	MLB ... Brian Urlacher
TE ... Desmond Clark	SLB ... Lance Briggs
WR ... Marty Booker	RCB ... Jerry Azumah
QB ... Kordell Stewart	LCB ... Charles Tillman
RB ... Anthony Thomas	SS ... Bobby Gray
FB ... Stanley Pritchett	ES ... Mike Brown

### RANKINGS

RANKINGS			
Team Stats	Beas	Avg	Rank
Total Yards	4380	273.8	28
Rushing Yards	1763	110.2	18
Passing Yards	2617	163.6	30
Points Scored	283	17.7	123
Opp			
	Opp	Avg	Rank
Total Yards	4947	309.2	14
Rushing Yards	1865	116.6	16
Passing Yards	3082	192.6	13
Points Scored	346	18.1	15

# History All-Time Results

## 2006 CHICAGO BEARS STATISTICS

**Record: 5-11, .312**

**4th Place, NFC North**

**Head Coach: Lovie Smith**

Date	W/L	Opponent	Score
09/12	L	DETROIT	61-535
09/19	W	at Green Bay	70-688
09/26	L	at Minnesota	64-163
10/03	L	PHILADELPHIA	61-894
10/17	L	WASHINGTON	61-945
10/24	L	at Tampa Bay	65-550
10/31	W	SAN FRANCISCO	62-054
11/07	W	at N.Y. Giants	78-786
11/14	W	at Tennessee	68-932
11/21	L	INDIANAPOLIS	61-908
11/25	L	at Dallas	64-026
12/05	W	MINNESOTA	62-051
12/12	L	at Jacksonville	67-572
12/19	L	HOUSTON	62-122
12/26	L	at Detroit	61-924
01/02	L	GREEN BAY	62-197

Category	BEARS	OPP
<b>TOTAL FIRST DOWNS</b>	<b>230</b>	<b>302</b>
Rushing	84	109
Passing	121	165
Penalty	25	28
3rd Down: Made/Att	56/223	67/220
3rd Down Pct.	25.1	30.5
4th Down: Made/Att	6/19	4/15
4th Down Pct.	31.6	26.7
<b>POSSESSION AVG.</b>	<b>28:20</b>	<b>31:40</b>
<b>TOTAL NET YARDS</b>	<b>3816</b>	<b>5390</b>
Avg. Per Game	238.5	336.9
Total Plays	967	1046
Avg. Per Play	3.9	5.2
<b>NET YARDS RUSHING</b>	<b>1624</b>	<b>2050</b>
Avg. Per Game	101.5	128.1
Total Rushes	430	496
<b>NET YARDS PASSING</b>	<b>2192</b>	<b>3340</b>
Avg. Per Game	137.0	208.8
Sacked/Yards Lost	66/449	35/173
Gross Yards	2641	3513
Attempts/Completions	471/249	515/287
Completion Pct.	52.9	55.7
Had Intercepted	16	17
<b>PUNTS/AVERAGE</b>	<b>110/42.6</b>	<b>92/40.4</b>
<b>NET PUNTING AVG.</b>	<b>110/38.3</b>	<b>92/32.0</b>
<b>PENALTIES/YARDS</b>	<b>124/956</b>	<b>120/914</b>
<b>FUMBLES/BALL LOST</b>	<b>35/21</b>	<b>21/12</b>
<b>TOUCHDOWNS</b>	<b>26</b>	<b>36</b>
Rushing	10	9
Passing	9	23
Returns	7	4

Score by Period	1	2	3	4	OT	Tot
BEARS	34	80	36	79	2	231
OPPONENTS	78	117	50	86	0	331

SCORING	TDs	Ru-Pa-R	K-PAT	FG	2pt	Pts		
Edinger	0	0	0	22/22	15/24	0	105	
T. Jones	7	7	0	0	0	0	42	
Bernan	2	0	2	0	0	0	12	
B. Johnson	2	0	2	0	0	0	12	
McKie	2	0	2	0	0	0	12	
McQuarters	2	0	2	0	0	0	12	
Thomas	2	2	0	0	0	0	12	
Azumah	1	0	0	1	0	0	6	
Briggs	1	0	0	1	0	0	6	
M. Brown	1	0	0	1	0	0	6	
Clark	1	0	1	0	0	0	6	
Grossman	1	1	0	0	0	0	6	
Haynes	1	0	0	1	0	0	6	
Lyman	1	0	1	0	0	0	6	
Terrell	1	0	1	0	0	0	6	
Vasher	1	0	0	1	0	0	6	
Krenzel	0	0	0	0	0	2	2	
Ogunleye	0	0	0	0	0	1	2	
BEARS	26	10	9	7	22/22	15/24	3	231
OPPS	36	9	23	4	35/35	26/36	1	331

2-Pt. Conversions: Krenzel BEARS 1-4, OPPONENTS: 0-1

RUSHING	No	Yds	Avg	Lg	TD
T. Jones	240	948	4.0	54	7
Thomas	122	404	3.3	41	2
Wade	12	76	6.3	14	0
Grossman	11	48	4.4	8	1
Krenzel	18	41	2.3	12	0
Quinn	3	35	11.7	23	0
Bernan	8	28	3.5	25	0
Peterson	6	19	3.2	13	0
Hutchinson	6	14	2.3	11	0
Terrell	3	10	3.3	20	0
McKie	1	1	1.0	1	0
<b>BEARS</b>	<b>430</b>	<b>1624</b>	<b>3.8</b>	<b>54</b>	<b>10</b>
<b>OPPONENTS</b>	<b>496</b>	<b>2050</b>	<b>4.1</b>	<b>40</b>	<b>9</b>

RECEIVING	No	Yds	Avg	Lg	TD
T. Jones	56	427	7.6	45	0
Terrell	42	699	16.6	63	1
Wade	42	481	11.5	40	0
Clark	24	282	11.8	31	1
Thomas	17	132	7.8	30	0
Bernan	15	225	15.0	49	2
B. Johnson	14	55	3.9	14	2
McKie	13	70	5.4	15	2
Gage	12	156	13.0	32	0
Lyman	11	73	6.6	13	1
Peterson	2	30	15.0	30	0
Gilmore	1	11	11.0	11	0
<b>BEARS</b>	<b>249</b>	<b>2641</b>	<b>10.6</b>	<b>63</b>	<b>9</b>
<b>OPPONENTS</b>	<b>287</b>	<b>3513</b>	<b>12.2</b>	<b>69</b>	<b>23</b>

PUNTING	No	Yds	Avg	Net	TB	In	Lg	B
B. Maynard	108	4638	42.9	38.7	5	34	58	0
Edinger	2	53	26.5	18.0	0	1	30	0
<b>BEARS</b>	<b>110</b>	<b>4691</b>	<b>42.6</b>	<b>38.3</b>	<b>5</b>	<b>35</b>	<b>58</b>	<b>0</b>
<b>OPP.</b>	<b>92</b>	<b>3713</b>	<b>40.4</b>	<b>32.0</b>	<b>13</b>	<b>18</b>	<b>57</b>	<b>0</b>

INTS	No	Yds	Avg	Lg	TD
Vasher	5	177	35.4	71	1
Azumah	4	128	32.0	70	1
McQuarters	2	85	42.5	48	1
Green	2	0	0.0	0	0
Haynes	1	45	45.0	45	1
Urlacher	1	42	42.0	42	0
Briggs	1	38	38.0	38	1
Gray	1	31	31.0	31	0
<b>BEARS</b>	<b>17</b>	<b>546</b>	<b>32.1</b>	<b>71</b>	<b>5</b>
<b>OPPONENTS</b>	<b>16</b>	<b>222</b>	<b>13.9</b>	<b>45</b>	<b>1</b>

KO RETURNS	No	Yds	Avg	Lg	TD
Azumah	42	924	22.0	73	0
Bernan	17	385	22.6	41	0
D. Jones	6	112	18.7	23	0
McKie	3	65	21.7	25	0
Peterson	3	57	19.0	22	0
McQuarters	2	46	23.0	37	0
B. Johnson	1	18	18.0	18	0
<b>BEARS</b>	<b>74</b>	<b>1607</b>	<b>21.7</b>	<b>73</b>	<b>0</b>
<b>OPPONENTS</b>	<b>54</b>	<b>1160</b>	<b>21.5</b>	<b>43</b>	<b>0</b>

PUNT RET.	Ret	FC	Yds	Avg	Lg	TD
McQuarters	44	13	435	9.9	75	1
Bernan	2	2	10	5.0	12	0
Gage	0	0	56	--	56	0
Gray	0	0	9	--	9	0
<b>BEARS</b>	<b>46</b>	<b>15</b>	<b>510</b>	<b>11.1</b>	<b>75</b>	<b>1</b>
<b>OPPONENTS</b>	<b>57</b>	<b>21</b>	<b>380</b>	<b>6.7</b>	<b>29</b>	<b>0</b>

FGs	1-19	20-29	30-39	40-49	50+
Edinger	0/0	6/7	2/5	4/7	3/5
<b>BEARS</b>	<b>0/0</b>	<b>6/7</b>	<b>2/5</b>	<b>4/7</b>	<b>3/5</b>
<b>OPPONENTS</b>	<b>0/0</b>	<b>11/11</b>	<b>6/8</b>	<b>7/11</b>	<b>2/6</b>
Edinger:(27B) (45N) (34G, 23N, 39H, 32G) (25G) (46G) ( ) (52G, 45G 53N, 27G) (22G, 21G) (39N, 29G) (51G) (48N) (53G, 52N) (47N, 42G) (39N, 43G) ( ) ( )					
OPPONENTS:(27G, 21G) (25G, 45N) (46N, 42G, 24G) (51G, 42G, 42G, 40G, 39N, 45N) (41G, 26G) ( ) (22G, 22G) (48G, 51G, 50N) ( ) (58N, 33G, 52B) (34G, 20G) (52N) (38N) (30G, 25G) (42N, 20G) (31G, 39G, 34G, 40G) (20G)					

DEFENSE	Top 10	T	S	A	FF	FR	PD	Sa	Int
Briggs	168	112	56	0	0	5	0	5	1
Green	132	84	48	1	4	1	1	5	2
Urlacher	105	57	48	2	0	3	5	5	1
Hillenmeyer	90	50	40	1	1	1	2	5	0
McQuarters	80	59	21	0	1	8	2	0	2
Scott	77	41	36	1	1	2	2	0	0
A. Brown	73	43	30	2	1	4	6	0	0
T. Johnson	72	53	19	0	1	4	0	0	0
Harris	58	33	25	1	0	0	3	5	0
Azumah	56	45	11	3	0	7	1	5	4
<b>SACKS:</b> A. Brown 6.0, Urlacher 5.5, Ogunleye 5.0, Harris 3.5, Boone 2.5, Hillenmeyer 2.5, Haynes 2.0, Scott 2.0, Azumah 1.5, Green 1.5, Idonije 1.0, Worrell 1.0, Briggs 0.5, Ta. Johnson 0.5									
<b>BEARS: 35.0, OPPONENTS: 66.0</b>									

PASSING	Att	Cmp	Yds	Cmp%	Yd/Att	TD	TD%	Int	Int%	Lg	Sack/Lost	Rating
Hutchinson	161	92	903	57.1	5.61	4	2.5	3	1.9	63	23/160	73.6
Krenzel	127	59	718	46.5	5.65	3	2.4	6	4.7	49	23/158	52.5
Quinn	98	51	413	52.0	4.21	1	1.0	3	3.1	32	15/109	53.7
Grossman	84	47	607	56.0	7.23	1	1.2	3	3.6	40	5/22	67.9
Edinger	1	0	0	0.0	0.00	0	0.0	0	0.0	0	0/0	0.0
<b>BEARS</b>	<b>471</b>	<b>249</b>	<b>2641</b>	<b>52.9</b>	<b>5.61</b>	<b>9</b>	<b>1.9</b>	<b>16</b>	<b>3.4</b>	<b>63</b>	<b>66/449</b>	<b>61.7</b>
<b>OPPONENTS</b>	<b>515</b>	<b>287</b>	<b>3513</b>	<b>55.7</b>	<b>6.82</b>	<b>23</b>	<b>4.5</b>	<b>17</b>	<b>3.3</b>	<b>69</b>	<b>35/173</b>	<b>78.1</b>

### USUAL STARTERS

Offense	Defense
WR ... David Terrell	RE ... Alex Brown
LT ... Qasim Mitchell	RT ... Ian Scott
LG ... Ruben Brown	LT ... Tommie Harris
C ... Olin Kreutz	LE ... Adewale Ogunleye
RG ... Steve Edwards	WLB ... Lance Briggs
RT ... John Tait	MLB ... Brian Urlacher
TE ... Desmond Clark	SLB ... Hunter Hillenmeyer
QB ... Bobby Wade	RCB ... Jerry Azumah
WR ... Chad Hutchinson	LCB ... Charles Tillman
RB ... Thomas Jones	SS ... Mike Green
FB ... Bryan Johnson	FS ... Todd Johnson

### RANKINGS

Team Stats	Bears	Avg	Rank
Total Yards	3816	238.5	32
Rushing Yards	1624	101.5	125
Passing Yards	2192	137.0	32
Points Scored	231	14.4	32

	Opp	Avg	Rank
Total Yards	5390	336.9	21
Rushing Yards	2050	128.1	25
Passing Yards	3340	208.8	15
Points Scored	331	20.7	13



## 2005 CHICAGO BEARS STATISTICS

**1st Place, NFC North**  
**Head Coach: Lovie Smith**

09/11	L	7-9	at Washington	67,554
09/18	W	38-6	DETROIT	84,144
09/25	L	7-24	CINCINNATI	61,500
10/09	L	10-20	at Cleveland	61,099
10/16	W	28-3	MINNESOTA	68,390
10/23	W	10-6	BALTIMORE	65,671
10/30	W	19-13	ot at Detroit	61,428
11/06	W	20-17	at New Orleans	61,500
11/13	W	17-9	SAN FRANCISCO	61,492
11/20	W	13-3	CAROLINA	61,820
11/27	W	13-10	at Tampa Bay	75,540
12/04	W	19-7	GREEN BAY	61,550
12/11	L	9-21	at Pittsburgh	70,458
12/18	W	16-3	ATLANTA	74,800
12/25	W	24-17	at Green Bay	61,719
01/01	L	10-34	at Minnesota	78,413
<b>PLAYOFFS</b>				
01/15	L	21-29	CAROLINA	66,944

	Bears	Opp
<b>TOTAL FIRST DOWNS</b>	<b>233</b>	<b>259</b>
Rushing	99	83
Passing	111	153
Penalty	23	23
3rd Down: Made/Att	62/215	76/233
3rd Down Pct.	28.8	31.9
4th Down: Made/Att	7/16	6/20
4th Down Pct	43.8	30.0
<b>POSSESSION AVG.</b>	<b>28:41</b>	<b>31:19</b>
<b>TOTAL NET YARDS</b>	<b>4101</b>	<b>4509</b>
Avg. Per Game	256.3	281.8
Total Plays	937	1034
Avg. Per Play	4.4	4.4
<b>NET YARDS RUSHING</b>	<b>2099</b>	<b>1637</b>
Avg. Per Game	131.2	102.3
Total Rushes	468	443
<b>NET YARDS PASSING</b>	<b>2002</b>	<b>2872</b>
Avg. Per Game	125.1	179.5
Sacked/Yards Lost	31/199	41/275
Gross Yards	2201	3124
Attempts/Completions	418/219	550/313
Completion Pct	52.4	56.9
Had Intercepted	15	24
<b>PUNTS/AVERAGE</b>	<b>98/40.5</b>	<b>97/41.1</b>
<b>NET PUNTING AVG.</b>	<b>98/35.0</b>	<b>97/35.1</b>
<b>PENALTIES/YARDS</b>	<b>105/850</b>	<b>118/1016</b>
<b>FUMBLES/BALL LOST</b>	<b>32/13</b>	<b>26/10</b>
<b>TOUCHDOWNS</b>	<b>28</b>	<b>20</b>
Rushing	11	9
Passing	11	10
Returns	6	

PASSING	Att	Cmp	Yds	Cmp%	Yd/Att
Orton	368	190	1869	51.6	5.08
Grossman	39	20	259	51.3	6.64
Blake	9	8	55	88.9	6.11
Maynard	2	1	18	50.0	9.00
<b>BEARS</b>	<b>418</b>	<b>219</b>	<b>2201</b>	<b>52.4</b>	<b>5.27</b>
<b>OPPONENTS</b>	<b>550</b>	<b>313</b>	<b>3147</b>	<b>56.9</b>	<b>5.72</b>

Score by Period	1	2	3	4	OT	Total
BEARS	54	82	54	64	6	260
OPPONENTS	35	69	34	64	0	202

SCORING TDs: Ru-Pa- R K-PAT FG 2pt Pts

Gould	0	0	0	0	19/20	21/27	0	82
Jones	9	9	0	0			0	54
Muhammad	4	0	4	0			0	24
Clark	2	0	2	0			0	12
M. Edwards	2	0	2	0			0	12
Gage	2	0	2	0			0	12
Peterson	2	2	0	0			0	12
Vasher	2	0	2	0			0	12
Brien	0	0	0	0	7/7	1/4	0	10
Briggs	1	0	0	1			0	6
M. Brown	1	0	0	1			0	6
Gilmore	1	0	1	0			0	6
Tillman	1	0	0	1			0	6
Wade	1	0	0	1			0	6

BEARS	28	11	11	6	26/27	22/31	0	260
OPPS.	20	9	10	1	19/20	21/29	0	202

2-Pt. Conversions: BEARS 0/0, OPPONENTS: 0/0

<b>RUSHING</b>	<b>No</b>	<b>Yds</b>	<b>Avg</b>	<b>Lg</b>	<b>TD</b>
Jones	314	1335	4.3	42	9
Peterson	76	391	5.1	36	2
Benson	67	272	4.1	36	0
Orton	24	44	1.8	15	0
Bernard	2	31	15.5	37	0
McKie	3	22	7.3	13	0
B. Johnson	1	5	5.0	5	0
Blake	1	-1	-1.0	-1	0
<b>BEARS</b>	<b>488</b>	<b>2099</b>	<b>4.3</b>	<b>42</b>	<b>11</b>
<b>OPPONENTS</b>	<b>443</b>	<b>1637</b>	<b>3.7</b>	<b>61</b>	<b>9</b>

RECEIVING	No	Yds	Avg	Lg	TD
Muhammad	64	750	11.7	33	4
Gage	31	346	11.2	25	0
Jones	26	143	5.5	41	0
Clark	24	229	9.5	31	2
Bradley	18	230	12.8	54	0
Bernian	13	246	18.9	54	0
Wade	10	80	8.0	17	0
M. Edwards	10	66	6.6	13	2
Peterson	7	48	6.9	18	0
B. Johnson	5	15	3.0	7	0
McKie	4	15	3.8	11	0
Reid	3	20	6.7	10	0
Berlin	2	9	4.5	9	0
Benson	1	3	3.0	3	0
Glimore	1	1	1.0	1t	1
<b>BEARS</b>	<b>219</b>	<b>2201</b>	<b>10.1</b>	<b>54</b>	<b>11</b>
<b>OPPONENTS</b>	<b>313</b>	<b>3147</b>	<b>10.1</b>	<b>56</b>	<b>10</b>

TD%	Int	Int%	Lg	Sack/Lost	Rating
2.4	13	3.5	54	30/190	59.7
2.6	2	5.1	54	1/9	59.7
11.1	0	0.0	17	0/0	129.2
0.0	0	0.0	18	0/0	81.3
2.6	15	3.6	54	31/199	61.5
1.8	24	4.4	56	41/275	61.2

PUNTING	No	Yds	Avg	Net	TB	In	Lg	B
Maynard	96	3937	41.0	35.3	11	24	63	1
Gould	1	28	28.0	9.0	0	0	28	0
BEARS	98	3965	40.5	35.0	11	24	63	1
OPPONENTS	97	3982	41.1	35.1	8	27	59	0

INTS	No	Yds	Avg	Lg	TD
Vasher	8	145	18.1	46	1
Tillman	5	172	34.4	95	1
M. Brown	3	116	38.7	72	1
C. Harris	3	44	14.7	44	0
Briggs	2	30	15.0	20	1
Green	1	14	14.0	14	0
Scott	1	3	3.0	3	0
Hillennmeyer	1	0	0.0	0	0
<b>BEARS</b>	<b>24</b>	<b>524</b>	<b>21.8</b>	<b>95</b>	<b>4</b>
<b>OPPONENTS</b>	<b>15</b>	<b>66</b>	<b>4.4</b>	<b>25</b>	<b>0</b>

CO RETURNS	No	Yds	Avg	Lg	TD
Azumah	32	705	22.0	40	0
Davis	11	251	22.8	34	0
Bradley	4	70	17.5	23	0
McKie	3	29	9.7	17	0
Peterson	2	32	16.0	19	0
Gilmore	1	5	5.0	5	0
Idonije	1	0	0.0	0	0
Vasher	1	0	0.0	0	0
<b>BEARS</b>	<b>55</b>	<b>1092</b>	<b>19.9</b>	<b>40</b>	<b>0</b>
<b>OPPONENTS</b>	<b>63</b>	<b>1255</b>	<b>19.9</b>	<b>45</b>	<b>0</b>

PUNT RET.	Ret	FC	Yds	Avg	Lg	TD
Wade	33	9	317	9.6	73t	1
Berrian	8	3	69	8.6	24	0
Davis	5	1	31	6.2	21	0
<b>BEARS</b>	<b>46</b>	<b>13</b>	<b>417</b>	<b>9.1</b>	<b>73t</b>	<b>1</b>
<b>OPPONENTS</b>	<b>39</b>	<b>13</b>	<b>312</b>	<b>8.0</b>	<b>85t</b>	<b>1</b>

<b>Fgs</b>	<b>1-19</b>	<b>20-29</b>	<b>30-39</b>	<b>40-49</b>	<b>50+</b>
Gould	0/0	9/9	9/10	3/8	0/0
Brien	0/0	0/0	0/2	1/2	0/0
<b>BEARS</b>	<b>0/0</b>	<b>9/9</b>	<b>9/12</b>	<b>4/10</b>	<b>0/0</b>
<b>OPPONENTS</b>	<b>2/2</b>	<b>7/8</b>	<b>7/10</b>	<b>4/6</b>	<b>1/3</b>
<b>Gould:</b> (( )) (( )) ((4G, 48N)) (( )((23G, 47N) (38G, 36D) (35G, 47R, 28G) (38N, 37P) (33G, 39G) (35G, 36G) (21G, 40G, 25G, 35G, 43N) (29G) (35G, 44N), 39G, 41N) (45G) (22G)					
<b>Brien:</b> (( ))(48C, 48N, 36N) (39N)(( ))(( ))(( ))(( )) ((( )))(( ))(( ))					
<b>Opponents:(40G, 43G, 19G) (( ) (33G, 19G, 44G, 52N, 23G, 32B) (40G, 29G) (46N, 32G, 30G) (22G) 30G, 52N, 34G, 29G) (46N, 38G) (27G, 29N) (( )) (30G) (32N, 34N, 26G) (45G, 27G)</b>					

Defense (Top 10)	T	S	A	FF	FR	PD	SA	Int
Unlacher	171	101	70	1	0	7	6.0	0
Briggs	170	86	84	3	2	13	2.0	2
Tillman	104	84	20	4	0	18	1.0	5
M. Brown	89	67	22	1	0	6	1.0	3
Ogunleye	77	48	29	3	1	4	10.0	0
A. Brown	75	48	27	3	0	8	6.0	0
Hillenmeyer	71	38	33	0	0	2	1.0	1
C. Harris	70	43	27	0	1	8	1.0	3
T. Harris	59	38	21	2	2	0	3.0	0
Vasher	57	43	14	1	0	18	0.0	8

**SACKS:** Ogunleye, 10; A. Brown, 6; Unlacher, 6; Ta  
 Johnson, 5; T. Harris, 3; Briggs, 2; Boone, 1.5;  
 Haynes, 1.5; Azumiah, 1; M. Brown, 1; C. Harris  
 1; Hillenmeyer, 1; Idonije, 1; Tillman, 1.

**BEARS: 41.0, OPPONENTS: 31.0**

### USUAL STARTERS

Offense	Defense
WR ... Mulsin Muhammad	RE ... Alex Brown
LT ... John Tait	RT ... Ian Scott
LG ... Ruben Brown	LT ... Tommie Harris
C ... Olin Kreutz	LE ... Adewale Ogunsleye
RG ... Terrence Metcalf	WLB ... Lance Briggs
RT ... Fred Miller	MLB ... Brian Urlacher
TE ... Desmond Clark	SLB ... Hunter Hillenmeyer
WR ... Justin Gage	RCB ... Nathan Vasher
QB ... Kyle Orton	LCB ... Charles Tillman
RB ... Thomas Jones	SS ... Mike Brown
FB ... Bryan Johnson	FS ... Chris Harris

## RANKINGS

Team Stats	Bears	Avg	Rank
Total Yards	4101	256.3	29
Rushing Yards	2099	131.2	8
Passing Yards	2002	125.1	31
Points Scored	260	16.3	326

	Opp	Avg	Rank
Total Yards	4509	281.8	2
Rushing Yards	1637	102.3	11
Passing Yards	2872	179.5	5
Points Scored	202	12.6	1

# History Series Records

## STADIUM CODES

A	Atlanta Fulton Co. Stadium	3-4	G	Olympic Stadium, Berlin, Germany	*	PH	Municipal Stadium, Philadelphia	3-0
AC	Dome at Americas Center, St. Louis		GB	City Stadium, Green Bay	21-16-4	PI	Forbes Field, Pittsburgh	7-2-1
AD	Adelphia Coliseum*		GD	Georgia Dome, Atlanta	2-1	PO	Portsmouth, OH	1-2-1
AK	Akron Rubber Bowl		H	Astrodome, Houston	1-2	PP	Pro Player Stadium, Miami	0-1
AN	Anaheim Stadium	1-4	HF	Heinz Field, Pittsburgh	0-1	RJ	Raymond James Stadium, Tampa	2-4
B	Memorial Stadium, Baltimore	6-11	I	RCA Dome, Indianapolis	2-0	RK	Rock Island, IL	
BA	PSINet Stadium, Baltimore	0-1	IL	University of Illinois, Champaign	3-5	S	Soldier Field, Chicago	162-109-1
BF	Rich Stadium, Buffalo	1-4	IN	Invesco Field at Mile High, Denver	1-0		since 2003	15-9
BK	Baker Bowl, Philadelphia	1-0-1	JR	Pro Player Stadium, Miami	1-0	SC	University of South Carolina	*
BO	Fenway Park, Boston	3-0-1	JX	Jacksonville Municipal Stad, FL	1-0	SD	Qualcomm Stadium, San Diego	1-3
BR	Ebbets Field, Brooklyn			ALLTEL Stadium, Jacksonville	0-1	SE	Kingdome, Seattle	1-2
C	Erickson Stadium, Charlotte, NC	0-1	KC	Arrowhead Stadium, Kansas City	2-3	SF	3Com Park, San Francisco	4-9
CB	Cleveland Browns Stadium	0-1	KZ	Kezar Stadium, San Francisco	8-10	SH	Shibe Park, Philadelphia	2-1
CG	CMGI Field, Foxboro, MA		LA	Memorial Coliseum, LA	14-12-1	SI	Staten Island, NY	1-4
CI	Cinergy Field, Cincinnati	1-1	LM	Lambeau Field, Green Bay	17-21	SL	Busch Stadium, St. Louis	1-5
CL	Cleveland Stadium	6-9	LN	Wembley Stadium, London	*	SP	Joe Albi Stadium, Spokane, WA	*
CM	Comiskey Park, Chicago	13-10	M	Metrodome, Minneapolis	9-14	SS	Seahawks Stadium, Seattle	0-1
CN	Fawcett Stadium, Canton, OH	*	MI	Orange Bowl, Miami	0-3	SW	Ullevi Stadium, Sweden	*
CO	The Coliseum, Nashville, TN	1-0	ML	County Stadium, Milwaukee	0-1	TB	Houlihan's Stadium, Tampa	13-7
CR	Crosley Field, Cincinnati	1-0	MN	Metropolitan Stad, Minneapolis	8-13	TL	Tulane Stadium, New Orleans	2-0
CS	Chicago Stadium	1-0	MP	Mills Park, Chicago	0-0-1	TM	Sun Devil Stadium, Tempe, AZ	2-1
D	Briggs (Tiger) Stadium, Detroit	21-18	ND	Notre Dame, IN	*	TR	Three Rivers Stadium, Pittsburgh	1-3
DA	Cotton Bowl, Dallas	1-0	NE	Foxboro Stadium, MA	0-1	TS	Tiger Stadium, Baton Rouge, LA	1-0
DB	Croke Park, Dublin, Ireland	*	NJ	Meadowlands, East Rutherford, NJ	5-2	TX	Texas Stadium, Irving, TX	2-6
DC	RFK Stadium, Washington, DC	3-5	NO	Superdome, New Orleans	3-5	TW	Trans World Dome, St. Louis, MO	1-1
DN	Mile High Stadium, Denver	2-4	NP	Normal Park, Chicago	2-1	UD	University of Detroit Stadium	1-1
DS	Dyche Stadium, Northwestern U.	1-0	NY	Yankee Stadium, New York	2-2-1	V	Veterans Stadium, Philadelphia	4-4
EJ	Edward Jones Dome, St. Louis, MO	0-1	O	Network Associates Coliseum, Oakland 1-2		VA	Vanderbilt Stadium, Nashville, TN	0-1
FF	FedEx Field, Washington, DC	1-2	P	Pontiac Silverdome, Detroit	11-14	W	Wrigley Field, Chicago	221-89-22
FO	Ford Field, Detroit, MI	1-3	PB	Paul Brown Stadium, Cincinnati	1-0	WA	Griffith Stadium, Washington, DC	5-4
FR	Franklin Field, Univ. of Penn	1-1	PG	Polo Grounds, New York	11-7-1			

FR First Round Playoffs  
SR Second Round Playoffs  
WC Wild Card Game  
WCR Wild Card Round  
DP Divisional Playoff

CC Conference Championship  
NFL NFL Title Game  
SB Super Bowl  
+ Overtime  
mnl Monday Night Football

thu Thursday Night  
thank Thanksgiving Day  
sat Saturday  
sn Sunday Night  
+ preseason games only



## ARIZONA CARDINALS

## W-56

## L-26

## T-6

1920 - Cardinals, 7-6 (H,NP)	1936 - Bears, 7-3 (H,W)	1952 - Cardinals, 21-10 (V,CM)
Staleys, 10-0 (V,W)	Cardinals, 14-7 (V,W)	Bears, 10-7 (H,W)
1921 - Tie, 0-0 (V,W)	1937 - Bears, 16-7 (H,W)	1953 - Cardinals, 24-17 (H,W)
1922 - Cardinals, 6-0 (V,CM) thank	Bears, 42-28 (V,W)	1954 - Bears, 29-7 (V,CM)
Cardinals, 9-0 (H,CM)	1938 - Bears, 16-13 (V,S)	1955 - Cardinals, 53-14 (V,CM)
1923 - Bears, 3-0 (H,W) thank	Bears, 34-28 (H,W)	1956 - Bears, 10-3 (H,W)
1924 - Bears, 6-0 (H,W)	1939 - Bears, 44-7 (H,W)	1957 - Bears, 14-6 (V,CM)
Bears, 21-0 (V,CM) thank	Bears, 48-7 (V,CM)	1958 - Bears, 30-14 (H,W)
1925 - Cardinals, 9-0 (V,CM)	1940 - Cardinals, 21-7 (V,CM)	1959 - Bears, 31-7 (V,S)
Tie, 0-0 (H,W) thank	Bears, 31-23 (H,W)	1965 - Bears, 34-13 (W)
1926 - Bears, 16-0 (V,W)	1941 - Bears, 53-7 (H,W)	1966 - Cardinals, 24-17 (SL)
Bears, 10-0 (H,S)	Bears, 34-24 (V,CM)	1967 - Bears, 30-3 (W)
Tie, 0-0 (H,W) thank	1942 - Bears, 41-14 (H,W)	1969 - Cardinals, 20-17 (SL)
1927 - Bears, 9-0 (V,NP)	Bears, 21-7 (V,CM)	1972 - Bears, 27-10 (SL)
Cardinals, 3-0 (H,W) thank	1943 - Bears, 20-0 (H,W)	1975 - Cardinals, 34-20 (S)
1928 - Bears, 15-0 (V,NP)	Bears, 35-24 (V,CM)	1977 - Cardinals, 16-13 (SL)
Bears, 34-0 (H,W) thank	1944 - Bears, 34-7 (H,W)	1978 - Bears, 17-10 (S)
1929 - Tie, 0-0 (H,W)	Bears, 49-7 (V,PI)	1979 - Bears, 42-6 (S)
Cardinals, 40-6 (V,CM)thank	1945 - Cardinals, 16-7 (H,W)	1982 - Cardinals, 10-7 (S)
1930 - Bears, 32-6 (V,CM)	Bears, 28-20 (V,CM)	1984 - Cardinals, 38-21 (SL)
Bears, 6-0 (H,W) thank	1946 - Bears, 34-17 (V,CM)	1990 - Bears, 31-21 (TM)
1931 - Bears, 26-13 (H,W)	Cardinals, 35-28 (H,W)	1994 - Bears, 19-16 (TM) +
Bears, 18-7 (V,W) thank	1947 - Cardinals, 31-7 (V,CM)	1998 - Cardinals, 20-7 (TM)
1932 - Tie, 0-0 (H,W)	Cardinals, 30-21 (H,W)	2001 - Bears, 20-13 (S)
Bears, 34-0 (V,W) thank	1948 - Bears, 28-17 (V,CM)	2003 - Bears, 28-3 (S)
1933 - Bears, 12-9 (V,W)	Cardinals, 24-21 (H,W)	
Bears, 22-6 (H,W) thank	1949 - Bears, 17-7 (V,CM)	
1934 - Bears, 20-0 (H,W)	Bears, 52-21 (H,W)	
Bears, 17-6 (H,W)	1950 - Bears, 27-6 (H,W)	
1935 - Tie, 7-7 (H,W)	Cardinals, 20-10 (V,CM)	
Bears, 13-0 (V,W)	1951 - Cardinals, 28-14 (V,CM)	
	Cardinals, 24-14 (H,W)	

For several years the Bears and Cardinals shared Wrigley Field and Comiskey Park.  
"H" designates the Bears as the home team; "V" designates the Bears as visitors.



# History Series Records



## ATLANTA FALCONS

W-12

L-10

1966 - Bears, 23-6 (W)	1976 - Falcons, 10-0 (S)	1992 - Bears, 41-31 (S)
1967 - Bears, 23-14 (A)	1977 - Falcons, 16-10 (S)	1993 - Bears, 6-0 (S)
1968 - Falcons, 16-13 (W)	1978 - Bears, 13-7 (S)	1998 - Falcons, 20-13 (GD)
1969 - Falcons, 48-31 (A)	1980 - Falcons, 28-17 (A)	2001 - Bears, 31-3 (GD)
1970 - Bears, 23-14 (A)	1983 - Falcons, 20-17 (S)	2002 - Bears, 14-13 (GD)
1972 - Falcons, 37-21 (S)	1985 - Bears, 36-0 (S)	2005 - Bears, 16-3 (S) sn
1973 - Falcons, 46-6 (A)	1986 - Bears, 13-10 (A)	
1974 - Falcons, 13-10 (A)	1990 - Bears, 30-24 (S)	



## BALTIMORE RAVENS

W-2

L-1

1998 - Bears, 24-3 (S)
2001 - Ravens, 17-6 (BA)
2005 - Bears, 10-6 (S)



## BUFFALO BILLS

W-5

L-4

1970 - Bears, 31-13 (W)	1988 - Bears, 24-3 (S)	1997 - Bears, 20-3 (S)
1974 - Bills, 16-6 (BF)	1991 - Bills, 35-20 (BF)	2000 - Bills, 20-3 (BF)
1979 - Bears, 7-0 (BF)	1994 - Bears, 20-13 (S)	2002 - Bills, 33-27 (BF) +



## CAROLINA PANTHERS

W-2

L-2

1995 - Bears, 31-27 (S)	2005 - Bears, 13-3 (S)
2002 - Panthers, 24-14 (C)	2005 - Panthers, 29-21 (S) DP



## CINCINNATI BENGALS

W-3

L-5

1972 - Bengals, 13-3 (S)	1989 - Bears, 17-14 (S)	2001 - Bears, 24-0 (PB)
1980 - Bengals, 17-14 (S) +	1992 - Bengals, 31-28 (S)+ sn	2005 - Bengals, 24-7 (S)
1986 - Bears, 44-7 (CI)	1995 - Bengals, 16-10 (CI)	



## CLEVELAND BROWNS

W-4

L-9

1951 - Browns, 42-21 (CL)	1969 - Browns, 28-24 (W)	1992 - Browns, 27-14 (CL)
1954 - Browns, 39-10 (W)	1972 - Bears, 17-0 (CL)	2001 - Bears, 27-21 (S) +
1960 - Browns, 42-0 (CL)	1980 - Browns, 27-21 (CL) mnf	2005 - Browns, 20-10 (GD)
1961 - Bears, 17-14 (W)	1986 - Bears, 41-31 (S)	
1967 - Browns, 24-0 (CL)	1989 - Browns, 27-7 (CL) mnf	



## DALLAS COWBOYS

W-8

L-12

1960 - Bears, 17-7 (W)	1977 - Cowboys, 37-7 (TX) WC	1991 - Cowboys, 17-13 (S) FR
1962 - Bears, 34-33 (DA)	1979 - Cowboys, 24-20 (TX)	1992 - Cowboys, 27-14 (TX)
1964 - Cowboys, 24-10 (W)	1981 - Cowboys, 10-9 (TX) thank	1996 - Bears, 22-6 (S) mnf
1968 - Cowboys, 34-3 (W)	1984 - Cowboys, 23-14 (S)	1997 - Cowboys, 27-3 (TX)
1971 - Bears, 23-19 (S)	1985 - Bears, 44-0 (TX)	1998 - Bears, 13-12 (S)
1973 - Cowboys, 20-17 (S)	1986 - Bears, 24-10 (TX)	2004 - Cowboys, 21-7 (TX)
1976 - Cowboys, 31-21 (TX)	1988 - Bears, 17-7 (S)	



## DENVER BRONCOS

W-6

L-6

1971 - Broncos, 6-3 (DN)	1981 - Bears, 35-24 (S)	1990 - Bears, 16-13 (DN) +
1973 - Bears, 33-14 (DN)	1983 - Bears, 31-14 (S)	1993 - Broncos, 13-3 (S) sat
1976 - Broncos, 28-14 (S)	1984 - Bears, 27-0 (S)	1996 - Broncos, 17-12 (DN)
1978 - Broncos, 16-7 (DN) mnf	1987 - Broncos, 31-29 (DN) mnf	2003 - Bears, 19-10 (LN)

Win-loss record includes playoff games

# History Series Records



## DETROIT LIONS

## W-85

## L-62

## T-5

1930 — Spartans, 7-6 (PO) Bears, 14-6 (W)	1955 — Bears, 24-14 (D) Bears, 21-20 (W)	1981 — Lions, 48-17 (P) mnf Lions, 23-7 (S)
1931 — Bears, 9-6 (W) Spartans, 3-0 (PO)	1956 — Lions, 42-10 (D) Bears, 38-21 (W)	1982 — Lions, 17-10 (P) Bears, 20-17 (S)
1932 — Tie, 13-13 (W) Tie, 7-7 (PO) Bears, 9-0 (CS)	1957 — Bears, 27-7 (D) Lions, 21-13 (W)	1983 — Lions, 31-17 (P) Lions, 38-17 (S)
1933 — Bears, 17-14 (W) Bears, 17-7 (FO)	1958 — Bears, 20-7 (D) Bears, 21-16 (W)	1984 — Bears, 16-14 (S) Bears, 30-13 (P)
1934 — Bears, 19-16 (UD) Bears, 10-7 (W) thank	1959 — Bears, 24-14 (D) Bears, 25-14 (W)	1985 — Bears, 24-3 (S) Bears, 37-17 (P)
1935 — Tie, 20-20 (W) Lions, 14-2 (D) thank	1960 — Bears, 28-7 (W) Lions, 36-0 (D)	1986 — Bears, 13-7 (S) Bears, 16-13 (P) mnf
1936 — Bears, 12-10 (W) Lions, 13-7 (D) thank	1961 — Bears, 31-17 (D) Lions, 16-15 (W)	1987 — Bears, 30-10 (S) (2nd game cancelled)
1937 — Bears, 28-20 (W) Bears, 13-0 (D) thank	1962 — Lions, 11-3 (D) Bears, 3-0 (W)	1988 — Bears, 24-7 (P) Bears, 13-12 (S)
1938 — Lions, 13-7 (W) Lions, 14-7 (D) thank	1963 — Bears, 37-21 (D) Bears, 24-14 (W)	1989 — Bears, 47-27 (P) Lions, 27-17 (S)
1939 — Lions, 10-0 (W) Bears, 23-13 (D)	1964 — Lions, 10-0 (W) Bears, 27-24 (D) thank	1990 — Bears, 23-17 (S) + Lions, 38-21 (P)
1940 — Bears, 7-0 (W) Lions, 17-14 (UD)	1965 — Bears, 38-10 (W) Bears, 17-10 (D)	1991 — Bears, 20-10 (S) Lions, 16-6 (P) thank
1941 — Bears, 49-0 (W) Bears, 24-7 (D)	1966 — Lions, 14-3 (D) Tie, 10-10 (W)	1992 — Bears, 27-24 (S) Lions, 16-3 (P)
1942 — Bears, 16-0 (W) Bears, 42-0 (D)	1967 — Bears, 14-3 (W) Bears, 27-13 (D)	1993 — Bears, 10-6 (P) thank Lions, 20-14 (S)
1943 — Bears, 27-21 (D) Bears, 35-14 (W)	1968 — Lions, 42-0 (D) Lions, 28-10 (W)	1994 — Lions, 21-16 (P) Bears, 20-10 (S)
1944 — Tie, 21-21 (W) Lions, 41-21 (D)	1969 — Lions, 13-7 (D) Lions, 20-3 (W)	1995 — Lions, 24-17 (S) Lions, 27-7 (P) mnf
1945 — Lions, 16-10 (D) Lions, 35-28 (W)	1970 — Lions, 28-14 (D) mnf Lions, 16-10 (W)	1996 — Lions, 35-16 (P) Bears, 31-14 (S)
1946 — Bears, 42-6 (W) Bears, 45-24 (D)	1971 — Bears, 28-23 (D) Lions, 28-3 (S)	1997 — Lions, 32-7 (S) Lions, 55-20 (P) thank
1947 — Bears, 33-24 (W) Bears, 34-14 (D) thank	1972 — Lions, 14-0 (D) Lions, 38-24 (S)	1998 — Bears, 31-27 (S) Lions, 26-3 (P) sn
1948 — Bears, 28-0 (W) Bears, 42-14 (D)	1973 — Lions, 30-7 (S) Lions, 40-7 (D)	1999 — Lions, 21-17 (P) thank Bears, 28-10 (S)
1949 — Bears, 27-24 (W) Bears, 28-7 (D) thank	1974 — Bears, 17-9 (S) Lions, 34-17 (D)	2000 — Lions, 21-14 (S) Bears, 23-20 (P)
1950 — Bears, 35-21 (D) Bears, 6-3 (W)	1975 — Lions, 27-7 (P) Bears, 25-21 (S)	2001 — Bears, 13-10 (S) Bears, 24-0 (P)
1951 — Bears, 28-23 (D) Lions, 41-28 (W)	1976 — Bears, 10-3 (S) Lions, 14-10 (P)	2002 — Lions, 23-20 + (FO) Bears, 20-17 + (IL)
1952 — Bears, 24-23 (W) Lions, 45-21 (D)	1977 — Bears, 30-20 (S) Bears, 31-14 (P) thank	2003 — Bears, 24-16 (S) Lions, 12-10 (FO)
1953 — Lions, 20-16 (W) Lions, 13-7 (D)	1978 — Bears, 19-0 (P) Lions, 21-17 (S)	2004 — Lions, 20-16 (S) Lions, 19-13 (FO)
1954 — Lions, 48-23 (D) Bears, 28-24 (W)	1979 — Bears, 35-7 (S) Lions, 20-0 (P) thank	2005 — Bears, 38-6 (S) + Bears, 19-13 (FO)
	1980 — Bears, 24-7 (S) Bears, 23-17 (P) + thank	

## DIVISIONAL CHALLENGE

The Bears beat every team in their division for the first time since 1991 in 2005 and had an opportunity for a clean sweep for the first time since 1985, but Minnesota earned a 34-10 in the season finale.



# History Series Records



## GREEN BAY PACKERS

W-87

L-78

T-6

1921 - Staleys, 20-0 (W)	1948 - Bears, 45-7 (GB)	1977 - Bears, 26-0 (LM)
1923 - Bears, 3-0 (GB)	Bears, 7-6 (W)	Bears, 21-10 (S)
1924 - Bears, 3-0 (W)	1949 - Bears, 17-0 (GB)	1978 - Packers, 24-14 (LM)
1925 - Packers, 14-10 (GB)	Bears, 24-3 (W)	Bears, 14-0 (S)
Bears, 21-0 (W)	1950 - Packers, 31-21 (GB)	1979 - Bears, 6-3 (S)
1926 - Tie, 6-6 (GB)	Bears, 28-14 (W)	Bears, 15-14 (LM)
Bears, 19-13 (W)	1951 - Bears, 31-20 (GB)	1980 - Packers, 12-6 (LM) +
Tie, 3-3 (W)	Bears, 24-13 (W)	Bears, 61-7 (S)
1927 - Bears, 7-6 (GB)	1952 - Bears, 24-14 (GB)	1981 - Packers, 16-9 (S)
Bears, 14-6 (W)	Packers, 41-28 (W)	Packers, 21-17 (LM)
1928 - Tie, 12-12 (GB)	1953 - Bears, 17-13 (GB)	1982 - <i>(both games cancelled by players' strike)</i>
Packers, 16-6 (W)	Tie, 21-21 (W)	1983 - Packers, 31-28 (LM)
Packers, 6-0 (W)	1954 - Bears, 10-3 (GB)	Bears, 23-21 (S)
1929 - Packers, 23-0 (GB)	Bears, 28-23 (W)	1984 - Bears, 9-7 (LM)
Packers, 14-0 (W)	1955 - Packers, 24-3 (GB)	Packers, 20-14 (S)
Packers, 25-0 (W)	Bears, 52-31 (W)	1985 - Bears, 23-7 (S) mnf
1930 - Packers, 7-0 (GB)	1956 - Bears, 37-21 (GB)	Bears, 16-10 (LM)
Packers, 13-12 (W)	Bears, 38-14 (W)	1986 - Bears, 25-12 (LM) mnf
Bears, 21-0 (W)	1957 - Packers, 21-17 (GB)	Bears, 12-10 (S)
1931 - Packers, 7-0 (GB)	Bears, 21-14 (W)	1987 - Bears, 26-24 (LM)
Packers, 6-2 (W)	1958 - Bears, 34-20 (GB)	Bears, 23-10 (S)
Bears, 7-6 (W)	Bears, 24-10 (W)	1988 - Bears, 24-6 (LM)
1932 - Tie, 0-0 (GB)	1959 - Packers, 9-6 (GB)	Bears, 16-0 (S)
Packers, 2-0 (W)	Bears, 28-17 (W)	1989 - Packers, 14-13 (LM)
Bears, 9-0 (W)	1960 - Bears, 17-14 (GB)	Packers, 40-28 (S)
1933 - Bears, 14-7 (GB)	Packers, 41-13 (W)	1990 - Bears, 31-13 (LM)
Bears, 10-7 (W)	1961 - Packers, 24-0 (GB)	Bears, 27-13 (S)
Bears, 7-6 (W)	Packers, 31-28 (W)	1991 - Bears, 10-0 (LM) thu
1934 - Bears, 24-10 (GB)	1962 - Packers, 49-0 (GB)	Bears, 27-13 (S)
Bears, 27-14 (W)	Packers, 38-7 (W)	1992 - Bears, 30-10 (LM)
1935 - Packers, 7-0 (GB)	1963 - Bears, 10-3 (GB)	Packers, 17-3 (S)
Packers, 17-14 (W)	Bears, 26-7 (W)	1993 - Packers, 17-3 (LM)
1936 - Bears, 30-3 (GB)	1964 - Packers, 23-12 (GB)	Bears, 30-17 (S)
Packers, 21-10 (W)	Packers, 17-3 (W)	1994 - Packers, 33-6 (S) mnf
1937 - Bears, 14-2 (GB)	1965 - Packers, 23-14 (LM)	Packers, 40-3 (LM)
Packers, 24-14 (W)	Bears, 31-10 (W)	1995 - Packers, 27-24 (S) mnf
1938 - Bears, 2-0 (GB)	1966 - Packers, 17-0 (W)	Packers, 35-28 (LM)
Packers, 24-17 (W)	Packers, 13-6 (LM)	1996 - Packers, 37-6 (S)
1939 - Packers, 21-16 (GB)	1967 - Packers, 13-10 (LM)	Packers, 28-17 (LM)
Bears, 30-27 (W)	Packers, 17-13 (W)	1997 - Packers, 38-24 (LM) mnf
1940 - Bears, 41-10 (GB)	1968 - Bears, 13-10 (LM)	Packers, 24-23 (S)
Bears, 14-7 (W)	Packers, 28-27 (W)	1998 - Packers, 26-20 (LM)
1941 - Bears, 25-17 (GB)	1969 - Packers, 17-0 (LM)	Packers, 16-13 (S)
Packers, 16-14 (W)	Packers, 21-3 (W)	1999 - Bears, 14-13 (LM)
<b>Bears, 33-14 (W) CC</b>	1970 - Packers, 20-19 (LM)	Packers, 35-19 (S)
1942 - Bears, 44-28 (GB)	Bears, 35-17 (W)	2000 - Bears, 27-24 (LM)
Bears, 38-7 (W)	1971 - Packers, 17-14 (S)	Packers, 28-6 (S)
1943 - Tie, 21-21 (GB)	Packers, 31-10 (LM)	2001 - Packers, 20-12 (S)
Bears, 21-7 (W)	1972 - Packers, 20-17 (LM)	Packers, 17-7 (LM)
1944 - Packers, 42-28 (GB)	Packers, 23-17 (S)	2002 - Packers, 34-21 (IL) mnf
Bears, 21-0 (W)	1973 - Bears, 31-17 (LM)	Packers, 30-20 (LM)
1945 - Packers, 31-21 (GB)	Packers, 21-0 (S)	2003 - Packers, 38-23 (S) mnf
Bears, 28-24 (W)	1974 - Bears, 10-9 (S) mnf	Packers, 34-21 (LM)
1946 - Bears, 30-7 (GB)	Packers, 20-3 (ML)	2004 - Bears, 21-10 (LM)
Bears, 10-7 (W)	1975 - Bears, 27-14 (S)	Packers, 31-14 (S)
1947 - Packers, 29-20 (GB)	Packers, 28-7 (LM)	2005 - Bears, 19-7 (S)
Bears, 20-17 (W)	1976 - Bears, 24-13 (S)	Bears, 24-17 (LM)
	Bears, 16-10 (LM)	



## HOUSTON TEXANS

W-0

L-1

2004 - Texans, 24-5 (S)

# History Series Records



## INDIANAPOLIS COLTS

W-17

L-22

1953 - Colts, 13-9 (B)	1960 - Colts, 42-7 (B)	1967 - Colts, 24-3 (W)
Colts, 16-14 (W)	Colts, 24-20 (W)	1968 - Colts, 28-7 (B)
1954 - Bears, 28-9 (W)	1961 - Bears, 24-10 (W)	1969 - Colts, 24-21 (W)
Bears, 28-13 (B)	Bears, 21-20 (B)	1970 - Colts, 21-20 (B)
1955 - Colts, 23-17 (B)	1962 - Bears, 35-15 (W)	1975 - Colts, 35-7 (S)
Bears, 38-10 (W)	Bears, 57-0 (B)	1983 - Colts, 22-19 (B) +
1956 - Colts, 28-21 (B)	1963 - Bears, 10-3 (W)	1985 - Bears, 17-10 (S)
Bears, 58-27 (W)	Bears, 17-7 (B)	1988 - Bears, 17-13 (I)
1957 - Colts, 21-10 (B)	1964 - Colts, 52-0 (B)	1991 - Bears, 31-17 (I)
Colts, 29-14 (W)	Colts, 40-24 (W)	2000 - Bears, 27-24 (S)
1958 - Colts, 51-38 (B)	1965 - Colts, 26-21 (W)	2004 - Colts, 41-10 (S)
Colts, 17-0 (W)	Bears, 13-0 (B)	
1959 - Bears, 26-21 (B)	1966 - Bears, 27-17 (W)	
Colts, 21-7 (W)	Colts, 21-16 (B)	



## JACKSONVILLE JAGUARS

W-2

L-2

1995 - Bears, 30-27 (JX)	2001 - Bears, 33-13 (S)
1998 - Jaguars, 24-23 (S)	2004 - Jaguars, 22-3 (JX)



## KANSAS CITY CHIEFS

W-5

L-4

1973 - Chiefs, 19-7 (KC) mnf	1987 - Bears, 31-28 (S)	1996 - Chiefs, 14-10 (KC)
1977 - Bears, 28-27 (S)	1990 - Chiefs, 21-10 (S) sat	1999 - Bears, 20-17 (S)
1981 - Bears, 16-13 (KC) +	1993 - Bears, 19-17 (KC)	2003 - Chiefs, 31-3 (KC)



## MIAMI DOLPHINS

W-3

L-6

1971 - Dolphins, 34-3 (MI) mnf	1985 - Dolphins, 38-24 (MI) mnf	1994 - Bears, 17-14 (JR)
1975 - Dolphins, 46-13 (S)	1988 - Bears, 34-7 (S)	1997 - Bears, 36-33 (JR) + mnf
1979 - Dolphins, 31-16 (MI)	1991 - Dolphins, 16-13 (S) +	2002 - Dolphins, 27-9 (JR) mnf



## MINNESOTA VIKINGS

W-40

L-48

T-2

1961 - Vikings, 37-13 (MN)	1976 - Vikings, 20-19 (MN)	1992 - Vikings, 21-20 (M)
Bears, 52-35 (W)	Bears, 14-13 (S)	Vikings, 38-10 (S) mnf
1962 - Bears, 13-0 (MN)	1977 - Vikings, 22-16 (MN) +	1993 - Vikings, 10-7 (M)
Bears, 31-30 (W)	Bears, 10-7 (S)	Vikings, 19-12 (S) mnf
1963 - Bears, 28-7 (MN)	1978 - Vikings, 24-20 (S) mnf	1994 - Vikings, 42-14 (S)
Tie 17-17 (W)	Vikings, 17-14 (MN)	Vikings, 33-27 (M)+thu
1964 - Bears, 34-28 (MN)	1979 - Bears, 26-7 (S)	<b>Bears, 35-18 (M) FR</b>
Vikings, 41-14 (W)	Vikings, 30-27 (MN)	1995 - Bears, 31-14 (S)
1965 - Bears, 45-37 (MN)	1980 - Vikings, 34-14 (S)	Bears, 14-6 (M) mnf
Vikings, 24-17 (W)	Vikings, 13-7 (MN)	1996 - Vikings, 20-14 (S)
1966 - Bears, 13-10 (MN)	1981 - Vikings, 24-21 (MN)	Bears, 15-13 (M) mnf
Bears, 41-28 (W)	Bears, 10-9 (S)	1997 - Vikings, 27-24 (S)
1967 - Bears, 17-7 (MN)	1982 - Vikings, 35-7 (M)	Vikings, 29-22 (M)
Tie, 10-10 (W)	1983 - Vikings, 23-14 (S)	1998 - Vikings, 31-28 (S)
1968 - Bears, 27-17 (MN)	Bears, 19-13 (M)	Vikings, 48-22 (M) sn
Bears, 26-24 (W)	1984 - Bears, 16-7 (S)	1999 - Bears, 24-22 (M)
1969 - Vikings, 31-0 (W)	Bears, 34-3 (M)	Vikings, 27-24 (S) +
Vikings, 31-14 (MN)	1985 - Bears, 33-24 (M) thu	2000 - Vikings, 30-27 (M)
1970 - Vikings, 24-0 (W)	Bears, 27-9 (S)	Vikings, 28-16 (S)
Vikings, 16-13 (MN)	1986 - Bears, 23-0 (S)	2001 - Bears, 17-10 (S)
1971 - Bears, 20-17 (MN)	Vikings, 23-7 (M)	Bears, 13-6 (M)
Vikings, 27-10 (S)	1987 - Bears, 27-7 (S)	2002 - Bears, 27-23 (IL)
1972 - Bears, 13-10 (S) mnf	Bears, 30-24 (M) sn	Vikings, 25-7 (M)
Vikings, 23-10 (MN)	1988 - Vikings, 31-7 (S)	2003 - Vikings, 24-13 (M)
1973 - Vikings, 22-13 (S)	Vikings, 28-27 (M) mnf	Bears, 13-10 (S)
Vikings, 31-13 (MN)	1989 - Bears, 38-7 (S)	2004 - Vikings, 27-22 (M)
1974 - Vikings, 11-7 (MN)	Vikings, 27-16 (M) sn	Bears, 24-14 (S)
Vikings, 17-0 (S)	1990 - Bears, 19-16 (S)	2005 - Bears, 28-3 (S)
1975 - Vikings, 28-3 (MN)	Vikings, 41-13 (M)	Vikings, 34-10 (M)
Vikings, 13-9 (S) mnf	1991 - Bears, 10-6 (S)	
	Bears, 34-17 (M) mnf	



# History Series Records



## NEW ENGLAND PATRIOTS

W-4

L-6

1973 - Patriots, 13-10 (S)	1985 - Bears, 20-7 (S)	1994 - Patriots, 13-3 (S) sat
1979 - Patriots, 27-7 (S)	<b>Bears, 46-10 (NO) SB</b>	1997 - Patriots, 31-3 (NE)
1982 - Bears, 26-13 (S)	1988 - Patriots, 30-7 (NE)	2000 - Bears, 24-17 (S)
		2002 - Patriots, 33-30 (IL)



## NEW ORLEANS SAINTS

W-12

L-11

1968 - Bears, 23-17 (TL)	1982 - Saints, 10-0 (S)	1996 - Saints, 27-24 (NO)
1970 - Bears, 24-3 (TL)	1983 - Saints, 34-31 (NO) +	1997 - Saints, 20-17 (S) sn
1971 - Bears, 35-14 (S)	1984 - Bears, 20-7 (S)	1999 - Bears, 14-10 (S)
1973 - Saints, 21-16 (NO)	1987 - Saints, 19-17 (S)	2000 - Saints, 31-10 (S)
1974 - Bears, 24-10 (S)	<b>1990 - Bears, 16-6 (S) FR</b>	2002 - Saints, 29-23 (IL)
1975 - Bears, 42-17 (NO)	1991 - Bears, 17-13 (NO)	2003 - Saints, 20-13 (NO)
1977 - Saints, 42-24 (S)	1992 - Saints, 28-6 (NO)	2005 - Bears, 20-17 (TS)
1980 - Saints, 22-3 (S)	1994 - Bears, 17-7 (S)	



## NEW YORK GIANTS

W-31

L-20

T-2

1925 - Bears, 19-7 (PG)	1934 - Bears, 27-7 (W)	1962 - Giants, 26-24 (W)
Giants, 9-0 (W)	Bears, 10-9 (PG)	<b>1963 - Bears, 14-10 (W) NFL</b>
1926 - Bears, 7-0 (W)	<b>Giants, 30-13 (PG) NFL</b>	1965 - Bears, 35-14 (NY)
1927 - Giants, 13-7 (PG)	1935 - Bears, 20-3 (PG)	1967 - Bears, 34-7 (W)
1928 - Bears, 13-0 (W)	Giants, 3-0 (W)	1969 - Giants, 28-24 (NY)
1929 - Giants, 26-14 (W)	1936 - Bears, 25-7 (PG)	1970 - Bears, 24-16 (NY)
Giants, 34-0 (PG)	1937 - Tie, 3-3 (PG)	1974 - Bears, 16-13 (S)
Giants, 14-9 (W)	1939 - Giants, 16-13 (PG)	1977 - Bears, 12-9 (NJ) +
1930 - Giants, 12-0 (W)	1940 - Bears, 37-21 (PG)	<b>1985 - Bears, 21-0 (S) DP</b>
Bears, 12-0 (PG)	<b>1941 - Bears, 37-9 (W) NFL</b>	1987 - Bears, 34-19 (S) mnf
1931 - Bears, 6-0 (W)	1942 - Bears, 26-7 (PG)	<b>1990 - Giants, 31-3 (NJ) SR</b>
Bears, 12-6 (PG)	1943 - Bears, 56-7 (PG)	1991 - Bears, 20-17 (S)
Giants, 25-6 (W)	1946 - Giants, 14-0 (PG)	1992 - Giants, 27-14 (S) mnf
1932 - Bears, 28-8 (PG)	<b>Bears, 24-14 (PG) NFL</b>	1993 - Giants, 26-20 (S)
Bears, 6-0 (W)	1948 - Bears, 35-14 (W)	1995 - Bears, 27-24 (NJ)
1933 - Bears, 14-10 (W)	1949 - Giants, 35-28 (PG)	2000 - Giants, 14-7 (S)
Giants, 3-0 (PG)	1956 - Tie, 17-17 (NY)	2004 - Bears, 28-21 (NJ)
<b>Bears, 23-21 (W) NFL</b>	<b>Giants, 47-7 (NY) NFL</b>	



## NEW YORK JETS

W-5

L-3

1974 - Jets, 23-21 (S)	1991 - Bears, 19-13 (S) + mnf	2000 - Jets, 17-10 (NJ)
1979 - Bears, 23-13 (S)	1994 - Bears, 19-7 (NJ) sn	2002 - Bears, 20-13 (IL)
1985 - Bears, 19-6 (NJ) sat	1997 - Jets, 23-15 (S)	



## OAKLAND RAIDERS

W-5

L-6

1972 - Raiders, 28-21 (O)	1984 - Bears, 17-6 (S)	1996 - Bears, 19-17 (S)
1976 - Raiders, 28-27 (S)	1987 - Bears, 6-3 (LA)	1999 - Raiders, 24-17 (O)
1978 - Raiders, 25-19 (S) +	1990 - Raiders, 24-10 (LA)	2003 - Bears, 24-21 (S)
1981 - Bears, 23-6 (O)	1993 - Raiders, 16-14 (S)	

## FRANCHISE MOVES

Arizona Cardinals ..... played in Chicago 1920-59; played in St. Louis 1960-87; known as Phoenix 1988-93

Cleveland Browns ..... suspended operations in 1996; resumed play in 1999

Detroit Lions ..... known as Portsmouth Spartans prior to 1934

Tennessee Titans ..... played in Houston 1960-96; retained nickname "Oilers" through 1998

Indianapolis Colts ..... played in Baltimore prior to 1984

New England Patriots .... played in Boston prior to 1971

Philadelphia Eagles ..... played as a merged team with Pittsburgh in 1943 (one season only)

Pittsburgh Steelers ..... known as Pirates prior to 1941; merged with Philly for 1943 season and with the Chicago Cardinals (Card-Pitt) in 1944

Oakland Raiders ..... played in Los Angeles 1982-94

St. Louis Rams ..... played in Cleveland 1937-45; in Los Angeles 1946-94

Washington Redskins ... known as Braves prior to 1933; played in Boston prior to 1937

# History Series Records



## PHILADELPHIA EAGLES

W-26

L-10

T-1

1933 - Tie, 3-3 (BK)	1948 - Eagles, 12-7 (SH)	1986 - Bears, 13-10 (S) +
1935 - Bears, 39-0 (BK)	1949 - Bears, 38-21 (W)	1987 - Bears, 35-3, (V)
1936 - Bears, 17-0 (PH)	1955 - Bears, 17-10 (W)	<b>1988 - Bears, 20-12 (S) DP</b>
Bears, 28-7 (PH)	1961 - Eagles, 16-14 (FR)	1989 - Bears, 27-13 (S) mnf
1938 - Bears, 28-6 (PH)	1963 - Bears, 16-7 (W)	1993 - Bears, 17-6 (V)
1939 - Bears, 27-14 (W)	1968 - Bears, 29-16 (FR)	1994 - Eagles, 30-22 (V) mnf
1941 - Bears, 49-14 (SH)	1970 - Bears, 20-16 (DS)	1995 - Bears, 20-14 (S)
1942 - Bears, 45-14 (W)	1972 - Bears, 21-12 (V)	1999 - Eagles, 20-16 (S)
1943 - Bears, 48-21 (W)	1975 - Bears, 15-13 (S)	2000 - Eagles, 13-9 (V)
1944 - Bears, 28-7 (SH)	<b>1979 - Eagles, 27-17 (V) WC</b>	<b>2001 - Eagles, 33-19 (S) DP</b>
1946 - Bears, 21-14 (W)	1980 - Eagles, 17-14 (V)	2002 - Eagles, 19-13 (IL)
1947 - Bears, 40-7 (W)	1983 - Bears, 7-6 (V)	2004 - Eagles, 19-9 (S)
	Bears, 17-14 (S)	



## PITTSBURGH STEELERS

W-19

L-7

T-1

1934 - Bears, 28-0 (PI)	1945 - Bears, 28-7 (PI)	1980 - Steelers, 38-3 (TR)
1935 - Bears, 23-7 (PI)	1947 - Bears, 49-7 (W)	1986 - Bears, 13-10 (S) +
1936 - Bears, 27-9 (PI)	1949 - Bears, 30-21 (W)	1989 - Bears, 20-0 (TR)
Bears, 26-6 (W)	1958 - Steelers, 24-10 (PI)	1992 - Bears, 30-6 (S)
1937 - Bears, 7-0 (PI)	1959 - Bears, 27-21 (W)	1995 - Steelers, 37-34 (S) +
1939 - Bears, 32-0 (PI)	1963 - Tie, 17-17 (PI)	1998 - Steelers, 17-12 (TR)
1941 - Bears, 34-7 (W)	1967 - Steelers, 41-13 (PI)	2005 - Steelers, 21-9 (HF)
1943 - Bears, 48-21 (W)	1969 - Bears, 38-7 (W)	
1944 - Bears, 34-7 (W)	1971 - Bears, 17-15 (S)	
Bears, 49-7 (PI)	1975 - Steelers, 34-3 (TR)	



## ST. LOUIS RAMS

W-48

L-35

T-3

1937 - Bears, 20-2 (CL)	1953 - Rams, 38-24 (LA)	1969 - Rams, 9-7 (W)
Bears, 15-7 (W)	Bears, 24-21 (W)	1971 - Rams, 17-3 (LA)
1938 - Rams, 14-7 (W)	1954 - Rams, 42-38 (LA)	1972 - Tie, 13-13 (S)
Rams, 23-21 (CL)	Bears, 24-13 (W)	1973 - Rams, 26-0 (S)
1939 - Bears, 30-21 (W)	1955 - Bears, 31-20 (LA)	1975 - Rams, 38-10 (LA)
Bears, 35-21 (CL)	Bears, 24-3 (W)	1976 - Rams, 20-12 (LA)
1940 - Bears, 21-14 (CL)	1956 - Bears, 35-24 (LA)	1977 - Bears, 24-23 (S) mnf
Bears, 47-25 (W)	Bears, 30-21 (W)	1979 - Bears, 27-23 (S)
1941 - Bears, 48-21 (CL)	1957 - Bears, 34-26 (W)	1981 - Rams, 24-7 (S) mnf
Bears, 31-13 (W)	Bears, 16-10 (LA)	1982 - Bears, 34-26 (AN)
1942 - Bears, 21-7 (CL)	1958 - Bears, 31-10 (W)	1983 - Rams, 21-14 (AN)
Bears, 47-0 (W)	Rams, 41-35 (LA)	1984 - Rams, 29-13 (AN)
1944 - Rams, 19-7 (CL)	1959 - Rams, 28-21 (W)	<b>1985 - Bears, 24-0 (S) CC</b>
Bears, 28-21 (W)	Bears, 26-21 (LA)	1986 - Rams, 20-17 (S) mnf
1945 - Rams, 17-0 (CL)	1960 - Bears, 34-27 (W)	1988 - Rams, 23-3 (AN) mnf
Rams, 41-21 (W)	Tie, 24-24 (LA)	1989 - Bears, 20-10 (S)
1946 - Tie, 28-28 (W)	1961 - Bears, 21-17 (LA)	1990 - Bears, 38-9 (S) sn
Bears, 27-21 (LA)	Bears, 28-24 (W)	1993 - Rams, 20-6 (AN)
1947 - Bears, 41-21 (LA)	1962 - Bears, 27-23 (LA)	1994 - Bears, 27-13 (S)
Rams, 17-14 (W)	Bears, 30-14 (W)	1995 - Rams, 34-28 (SL)
1948 - Bears, 42-21 (W)	1963 - Bears, 52-14 (LA)	1996 - Bears, 35-9 (S)
Bears, 21-6 (LA)	Bears, 6-0 (W)	1997 - Bears, 13-10 (TW) sn
1949 - Rams, 31-16 (W)	1964 - Bears, 38-17 (W)	1998 - Rams, 20-12 (S)
Rams, 27-24 (LA)	Bears, 34-24 (LA)	1999 - Rams, 34-12 (TW)
1950 - Bears, 24-20 (LA)	1965 - Rams, 30-28 (LA)	2002 - Rams, 21-16 (EJ) mnf
Bears, 24-14 (W)	Bears, 31-6 (W)	2003 - Rams, 23-21 (S)
<b>Rams, 24-14 (LA) CC</b>	1966 - Rams, 31-17 (LA)	
1951 - Rams, 42-17 (W)	Bears, 17-10 (W)	
1952 - Rams, 31-7 (LA)	1967 - Rams, 28-17 (W)	
Rams, 40-24 (W)	1968 - Bears, 17-16 (LA)	



# History Series Records



## SAN DIEGO CHARGERS

W-5

L-4

1970 - Chargers, 20-7 (W)	1981 - Bears, 20-17 (S) +	1996 - Bears, 27-14 (S) sat
1974 - Chargers, 28-21 (SD)	1984 - Chargers, 20-7 (SD) mnf	1999 - Bears, 23-20 (SD)+
1978 - Chargers, 40-7 (SD) mnf	1993 - Bears, 16-13 (SD) sn	2003 - Bears, 20-7 (S)



## SAN FRANCISCO 49ERS

W-28

L-30

T-1

1950 - Bears, 32-20 (KZ)	1961 - Bears, 31-0 (W)	1978 - Bears, 16-13 (SF)
Bears, 17-0 (W)	49ers, 41-31 (KZ)	1979 - Bears, 28-27 (SF)
1951 - Bears, 13-7 (W)	1962 - Bears, 30-14 (KZ)	1981 - 49ers, 28-17 (SF)
1952 - 49ers, 40-16 (W)	49ers, 34-27 (W)	1983 - Bears, 13-3 (S)
Bears, 20-17 (KZ)	1963 - 49ers, 20-14 (KZ)	<b>1984 - 49ers, 23-0 (SF) CC</b>
1953 - 49ers, 35-28 (W)	Bears, 27-7 (W)	1985 - Bears, 26-10 (SF)
49ers, 24-14 (KZ)	1964 - 49ers, 31-21 (KZ)	1987 - 49ers, 41-0 (SF) mnf
1954 - 49ers, 31-24 (W)	Bears, 23-21 (W)	1988 - Bears, 10-9 (S) mnf
Bears, 31-27 (KZ)	1965 - 49ers, 52-24 (KZ)	<b>49ers, 28-3 (S) CC</b>
1955 - 49ers, 20-19 (W)	Bears, 61-20 (W)	1989 - 49ers, 26-0 (SF)
Bears, 34-23 (KZ)	1966 - Tie 30-30 (W)	1991 - 49ers, 52-14 (SF) mnf
1956 - Bears, 31-7 (W)	49ers, 41-14 (KZ)	<b>1994 - 49ers, 44-15 (SF) SR</b>
Bears, 38-21 (KZ)	1967 - Bears, 28-14 (KZ)	2000 - 49ers, 17-0 (SF)
1957 - 49ers, 21-17 (W)	1968 - Bears, 27-19 (W)	2001 - Bears, 37-31 (S) +
49ers, 21-17 (KZ)	1969 - 49ers, 42-21 (KZ)	2003 - 49ers, 49-7 (SF)
1958 - Bears, 28-6 (W)	1970 - 49ers, 37-16 (W)	2004 - Bears, 23-13 (S) snf
Bears, 27-14 (KZ)	1971 - 49ers, 13-0 (SF)	2005 - Bears, 17-9 (S)
1959 - 49ers, 20-17 (KZ)	1972 - 49ers, 34-21 (S)	
Bears, 14-3 (W)	1974 - 49ers, 34-0 (S)	
1960 - Bears, 27-10 (W)	1975 - 49ers, 31-3 (SF)	
49ers, 25-7 (KZ)	1976 - Bears, 19-12 (SF)	



## SEATTLE SEAHAWKS

W-2

L-6

1976 - Bears, 34-7 (SE)	1984 - Seahawks, 38-9 (SE)	1999 - Seahawks, 14-13 (S)
1978 - Seahawks, 31-29 (S)	1987 - Seahawks, 34-21 (S)	2003 - Seahawks, 24-17 (SS)
1982 - Seahawks, 20-14 (SE)	1990 - Bears, 17-0 (S)	



## TAMPA BAY BUCCANEERS

W-34

L-17

1977 - Bears, 10-0 (TB)	1987 - Bears, 20-3 (S)	1996 - Bears, 13-10 (S)
1978 - Buccaneers, 33-19 (TB)	Bears, 27-26 (TB)	Buccaneers, 34-19 (TB)
Bears, 14-3 (S)	1988 - Bears, 28-10 (S)	1997 - Bears, 13-7 (S)
1979 - Buccaneers, 17-13 (S)	Bears, 27-15 (TB)	Buccaneers, 31-15 (TB)
Bears, 14-0 (TB)	1989 - Buccaneers, 42-35 (TB)	1998 - Buccaneers, 27-15 (RJ)
1980 - Bears, 23-0 (S) mnf	Buccaneers, 32-31 (S)	Buccaneers, 31-17 (S)
Bears, 14-13 (TB) sat	1990 - Bears, 26-6 (TB)	1999 - Buccaneers, 6-3 (RJ)
1981 - Bears, 28-17 (S)	Bears, 27-14 (S)	Buccaneers, 20-6 (S)
Buccaneers, 20-10 (TB)	1991 - Bears, 21-20 (TB)	2000 - Buccaneers, 41-0 (RJ)
1982 - Buccaneers, 26-23 (TB) +	Bears, 27-0 (S) sat	Bears, 13-10 (S)
1983 - Bears, 17-10 (S)	1992 - Bears, 31-14 (S)	2001 - Bears, 27-24 (RJ)
Bears, 27-0 (TB)	Buccaneers, 20-17 (TB)	Bears, 27-3 (S)
1984 - Bears, 34-14 (S)	1993 - Bears, 47-17 (S)	2002 - Buccaneers, 15-0 (IL)
Bears, 44-9 (TB)	Buccaneers, 13-10 (TB)	2004 - Buccaneers, 19-7 (RJ)
1985 - Bears, 38-28 (S)	1994 - Bears, 21-9 (S)	2005 - Bears, 13-10 (RJ)
Bears, 27-19 (TB)	Bears, 20-6 (TB)	
1986 - Bears, 23-3 (TB)	1995 - Bears, 25-6 (TB)	
Bears, 48-14 (S)	Bears, 31-10 (S)	



## TENNESSEE TITANS

W-5

L-4

1973 - Bears, 35-14 (S)	1986 - Bears, 20-7 (H)	1995 - Bears, 35-32 (S)
1977 - Oilers, 47-0 (H)	1989 - Oilers, 33-28 (S)	1998 - Bears, 23-20 (VA)
1980 - Oilers, 10-6 (S)	1992 - Oilers, 24-7 (H) mnf	2004 - Bears, 19-17 (CO) +

# History Series Records



## WASHINGTON REDSKINS

W-23

L-21

T-1

1932 - Tie 7-7 (BO)  
1933 - Bears, 7-0 (W)  
Redskins, 10-0 (W)  
1934 - Bears, 21-0 (BO)  
1935 - Bears, 30-14 (BO)  
1936 - Bears, 26-0 (BO)  
1937 - Redskins, 28-21 (W) NFL  
1938 - Bears, 31-7 (W)  
1940 - Redskins, 7-3 (WA)  
Bears, 73-0 (WA) NFL  
1941 - Bears, 35-21 (W)  
1942 - Redskins, 14-6 (WA) NFL  
1943 - Redskins, 21-7 (WA)  
Bears, 41-21 (W) NFL  
1945 - Redskins, 28-21 (WA)

1946 - Bears, 24-20 (W)  
1947 - Bears, 56-20 (WA)  
1948 - Bears, 48-13 (W)  
1949 - Bears, 31-21 (WA)  
1951 - Bears, 27-0 (WA)  
1953 - Bears, 27-24 (WA)  
1957 - Redskins, 14-3 (W)  
1964 - Redskins, 27-20 (DC)  
1968 - Redskins, 38-28 (W)  
1971 - Bears, 16-15 (S)  
1974 - Redskins, 42-0 (DC)  
1976 - Bears, 33-7 (S)  
1978 - Bears, 14-10 (DC) sat  
1980 - Bears, 35-21 (S)  
1981 - Redskins, 24-7 (S)

1984 - Bears, 23-19 (DC) DP  
1985 - Bears, 45-10 (S)  
1986 - Redskins, 27-13 (S) DP  
1987 - Redskins, 21-17 (S) DP  
1988 - Bears, 34-14 (DC)  
1989 - Redskins, 38-14 (DC)  
1990 - Redskins, 10-9 (DC)  
1991 - Redskins, 20-7 (S)  
1996 - Redskins, 10-3 (DC)  
1997 - Redskins, 31-8 (S)  
1999 - Redskins, 48-22 (FF)  
2001 - Bears, 20-15 (FF)  
2003 - Bears, 27-24 (S)  
2004 - Redskins, 13-10 (S)  
2005 - Redskins, 9-7 (FF)

## BEARS vs. EXTINCT FRANCHISES

	Road	Home	Total
Akron Pros		2-0-1	2-0-1
Akron Indians		1-0	1-0
Boston Yanks	2-0	1-0	3-0
Brooklyn Dodgers	5-0	5-0-1	10-0-1
Buffalo All-Americans		3-1	3-1
Buffalo Bisons	1-0	0-1	1-1
Canton Bulldogs		2-2	2-2
Champaign	1-0		1-0
Chicago Tigers	2-0		2-0
Cincinnati Reds	1-0	1-0	2-0
Cleveland Bulldogs	0-1	2-0	2-1
Cleveland Indians		2-0	2-0
Columbus Tigers		2-0	2-0
Dallas Texans	0-1	1-0	1-1
Dayton Triangles		4-0	4-0
Detroit Panthers	1-1	1-0-1	2-1-1
Detroit Tigers		1-0	1-0
Detroit Wolverines		0-2	0-2
Duluth Eskimos		2-0	2-0
Frankford Yellow Jackets	2-3-1	5-1-1	7-4-2
Hammond Pros		3-0	3-0
Kewanee		1-0	1-0
Louisville Colonels		1-0	1-0
Milwaukee Badgers	1-0	2-0-1	3-0-1
Minneapolis Marines	3-0		3-0
Minneapolis Redjackets	1-0	2-0	3-0
Moline Tractors		1-0	1-0
New York Yankees	0-1	2-0	2-1
New York Yanks	1-1	2-0	3-1
Oorang Indians		2-0	2-0
Pottsville Maroons		3-0	3-0
Providence Steam Rollers	0-1	0-0-1	0-1-1
Racine Legion	1-0	1-0-2	2-0-2
Rochester Jeffersons		2-0	2-0
Rock Island Independents	2-1-3	6-0-1	8-1-4
Rockford	1-0		1-0
Staten Island Stapletons	0-0-1	1-0	1-0-1
Toledo Maroons		1-0	1-0
<b>TOTAL</b>	<b>25-10-5</b>	<b>65-7-9</b>	<b>90-17-14</b>



# History

## Team-by-Team Summary

### BEARS vs. ACTIVE TEAMS

	Regular season		Post-season		Overall
	Road	Home	Road	Home	
<b>Arizona Cardinals</b>	1-1	2-0			56-26-6
Chicago Cardinals	15-11-1	30-8-5			
Cardinals-Steelers	1-0	1-0			
Phoenix Cardinals	1-0	0-0			
St. Louis Cardinals	1-4	4-2			
Atlanta Falcons	5-5	7-5			12-10
Baltimore Ravens	0-1	2-0			2-1
<b>Buffalo Bills</b>	1-4	4-0			5-4
Carolina Panthers	0-1	2-0		0-1	2-2
Cincinnati Bengals	2-1	1-4			3-5
Cleveland Browns	1-7	3-2			4-9
Dallas Cowboys	3-6	5-4	0-1	0-1	8-12
Denver Broncos	3-4	3-2			6-6
<b>Detroit Lions</b>	35-37	45-23-3			85-62-5
Portsmouth Spartans	2-2-1	3-0-1			
<b>Green Bay Packers</b>	38-39-4	48-39-2		1-0	87-78-6
Houston Texans	0-0	0-1			0-1
Indianapolis Colts	2-0	2-1			17-22
Baltimore Colts	6-11	7-10			
Jacksonville Jaguars	1-1	1-1			2-2
Kansas City Chiefs	2-3	3-1			5-4
Miami Dolphins	2-4	1-2			3-6
Minnesota Vikings	18-27	21-21-2	1-0		40-48-2
New England Patriots	0-2	3-4		1-0 <sup>†</sup>	4-6
New Orleans Saints	5-5	6-6		1-0	12-11
<b>New York Giants</b>	13-7-2	13-10	1-3	4-0	31-20-2
<b>New York Jets</b>	2-1	3-2			5-3
Oakland Raiders	1-2	2-2			5-6
Los Angeles Raiders	1-1	1-1			
Philadelphia Eagles	11-5-1	13-3	0-1	1-1	26-10-1
Eagles-Steelers		1-0			
Pittsburgh Steelers	3-6-1	9-1			19-7-1
Pittsburgh Pirates	3-0	1-0			
Cardinals-Steelers	1-0	1-0			
Eagles-Steelers		1-0			
San Diego Chargers	2-3	3-1			5-4
<b>San Francisco 49ers</b>	12-18	16-9-1	0-2	0-1	28-30-1
<b>Seattle Seahawks</b>	1-3	1-3			2-6
<b>St. Louis Rams</b>	1-3	1-2			48-35-3
Los Angeles Rams	14-14-1	20-10-2	0-1	1-0	
Cleveland Rams	5-3	6-2			
<b>Tampa Bay Buccaneers</b>	15-12	19-5			34-17
Tennessee Titans	1-0	0-0			5-4
Tennessee Oilers	1-0	0-0			
Houston Oilers	1-2	2-2			
Washington Redskins	7-10	9-6	2-1	1-3	23-21-1
Boston Redskins/Braves	3-1-1	1-0			
<b>ACTIVE TEAMS</b>	243-267-12	327-195-16			584-478-28
<b>EXTINCT FRANCHISES</b>	25-10-5	65-7-9			90-17-14
<b>TOTAL**</b>	268-277-17	392-202-25	4-9	10-7	671-495-42*

**Note:** \*Three victories are subtracted from the listed overall victory total. The Eagles and Steelers merged in 1943 (1-0) and the Cardinals and Steelers merged in 1944 (2-0). Games are officially recorded under both teams (though only counted once in the "TOTAL" line).

<sup>†</sup> Bears were designated as home team, but game was at neutral site.

2006 opponents in blue.

# History

## Bears on Monday Night Football

Date	Opponent	Site	Score	Following Week
Oct. 5, 1970	Detroit Lions	Tiger Stadium	L 14-28	L Min
Nov. 29, 1971	Miami Dolphins	Orange Bowl	L 3-24	L @ Den
Oct. 23, 1972	Minnesota Vikings	SOLDIER FIELD	W 13-10	W @ StL
Nov. 12, 1973	Kansas City Chiefs	Arrowhead	L 7-19	L Det
Oct. 21, 1974	Green Bay Packers	SOLDIER FIELD	W 10-9	L @ Buf
Oct. 27, 1975	Minnesota Vikings	SOLDIER FIELD	L 9-13	L Mia
Oct. 10, 1977	Los Angeles Rams	SOLDIER FIELD	W 24-23	L+ @Min
Sept. 25, 1978	Minnesota Vikings	SOLDIER FIELD	L 20-24	L+ Oak
Oct. 16, 1978	Denver Broncos	Mile High	L 7-16	L @ TB
Dec. 4, 1978	San Diego Chargers	Jack Murphy	L 7-40	W GB
Oct. 6, 1980	Tampa Bay Buccaneers	SOLDIER FIELD	W 23-0	L @ Min
Nov. 3, 1980	Cleveland Browns	Cleveland	L 21-27	W Wash
Sept. 28, 1981	Los Angeles Rams	SOLDIER FIELD	L 7-24	W @ Min
Oct. 19, 1981	Detroit Lions	Silverdome	L 17-48	W+ SD
Dec. 3, 1984	San Diego Chargers	Jack Murphy	L 7-20	L GB
Oct. 21, 1985	Green Bay Packers	SOLDIER FIELD	W 23-7	W Min
Dec. 2, 1985	Miami Dolphins	Orange Bowl	L 24-38	W Ind
Sept. 22, 1986	Green Bay Packers	Lambeau Field	W 25-12	W @ Cin
Nov. 3, 1986	Los Angeles Rams	SOLDIER FIELD	L 17-20	W @ TB
Dec. 15, 1986	Detroit Lions	Silverdome	W 16-13	W @ Dal
Sept. 14, 1987	New York Giants	SOLDIER FIELD	W 34-19	W TB
Nov. 16, 1987	Denver Broncos	Mile High	L 29-31	W Det
Dec. 14, 1987	San Francisco 49ers	Candlestick	L 0-41	L @ Sea
Oct. 24, 1988	San Francisco 49ers	SOLDIER FIELD	W 10-9	L @ NE
Dec. 5, 1988	Los Angeles Rams	Anaheim	L 3-20	W Det
Oct. 19, 1988	Minnesota Vikings	Metrodome	L 27-28	end of season
Dec. 2, 1989	Philadelphia Eagles	SOLDIER FIELD	W 27-13	L @ TB
Oct. 23, 1989	Cleveland Browns	Cleveland	L 7-27	W LA Rams
Sept. 23, 1991	New York Jets	SOLDIER FIELD	W+ 19-13	L @ Buf
Nov. 11, 1991	Minnesota Vikings	Metrodome	W 34-17	W @ Ind
Dec. 23, 1991	San Francisco 49ers	Candlestick	L 14-52	end of season
Sept. 21, 1992	New York Giants	SOLDIER FIELD	L 14-27	W Atl
Nov. 2, 1992	Minnesota Vikings	SOLDIER FIELD	L 10-38	L+ Cin
Dec. 7, 1992	Houston Oilers	Astrodome	L 7-24	W Pit
Oct. 25, 1993	Minnesota Vikings	SOLDIER FIELD	L 12-19	L @ GB
Sept. 12, 1994	Philadelphia Eagles	Veterans Stadium	L 22-30	L Min
Oct. 31, 1994	Green Bay Packers	SOLDIER FIELD	L 6-33	W @ TB
Sept. 11, 1995	Green Bay Packers	SOLDIER FIELD	L 24-27	W @ TB
Oct. 30, 1995	Minnesota Vikings	Metrodome	W 14-6	L+ Pit
Dec. 4, 1995	Detroit Lions	Silverdome	L 7-27	L @ Cin
Sept. 2, 1996	Dallas Cowboys	SOLDIER FIELD	W 22-6	L @ Wash
Oct. 28, 1996	Minnesota Vikings	Metrodome	W 15-13	W TB
Sept. 1, 1997	Green Bay Packers	Lambeau Field	L 24-38	L Min
Oct. 27, 1997	Miami Dolphins	Pro Player Stadium	W+ 36-33	L Wash
Oct. 7, 2002	Green Bay Packers	Memorial Stadium*	L 21-34	L+ @ Det
Nov. 18, 2002	St. Louis Rams	Edward Jones Dome	L 16-21	W Det
Dec. 9, 2002	Miami Dolphins	Pro Player Stadium	L 9-27	W NYJ
Sept. 29, 2003	Green Bay Packers	SOLDIER FIELD	L 23-38	W Oak

+ Overtime; \*Champaign, IL

**Overall Record on Monday Night Football: 16-32 (Home: 10-11, Road: 6-21)**

**Record week following MNF: 23-23**

At home following MNF home game: 4-3; following MNF road game: 11-7

On the road following MNF home game: 5-9; following MNF road game: 3-4

- The Bears-Dolphins game on December 2, 1985 remains the highest rated Monday Night Football game in NFL history drawing a 29.6 rating and 46.0 share.

- The Bears 48 Monday night appearances from 1970-2005 rank ninth in the NFL behind Miami (71), Dallas (67), San Francisco (59), Oakland (58), Pittsburgh (54) Denver (53), Washington (53) and St. Louis (52).



# History

## Bears in the Pro Bowl

1/14/51 Dick Barwegan, G (1) Ray Bray, G (1) George Connor, T/LB (1) Fred Davis, T (1) Johnny Lujack, QB (1) Ed Sprinkle, DE (1) Bulldog Turner, C/LB (1)	1/15/61 Doug Atkins, DE (4) Bill George, LB (7) Stan Jones, G (6) Johnny Morris, FL (1)	1/23/78 Allan Ellis, CB (1) Walter Payton,† RB (2)
1/12/52 Dick Barwegan, G (2) Ray Bray, G (2) George Connor, T/LB (2) John Dottley, RB (1) Johnny Lujack, QB (2) Ed Sprinkle, DE (2) Bulldog Turner, C/LB (2)	1/14/62 Doug Atkins, DE (5) Mike Ditka, TE (1) Bill George, LB (8) Stan Jones, G (7)	1/29/79 Walter Payton, RB (3)  1/27/80 Walter Payton, RB (4)
1/10/53 Dick Barwegan, G (3) George Connor, T/LB (3) Gene Schroeder, E (1) Ed Sprinkle, DE (3) Fred Williams, DT (1)	1/13/63 Doug Atkins, DE (6) Mike Ditka, TE (2) Joe Fortunato, LB (2) Richie Petitbon, DB (1)	2/1/81 Gary Fencik, S (1) Dan Hampton, DE (1) Walter Payton, RB (5)
1/17/54 George Connor, T/LB (4) Jack Hoffman, E (1) Don Kindt, HB (1) Fred Williams, DT (2)	1/12/64 Doug Atkins, DE (7) Mike Ditka, TE (3) Joe Fortunato, LB (3) Joe Marconi, RB (1) Richie Petitbon, DB (2) Mike Pyle, C (1) Roosevelt Taylor, DB (1) Bill Wade, QB (1)	1/31/82 Gary Fencik, S (2)  2/6/83 Dan Hampton, DT (2)
1/16/55 Bill Bishop, T (1) Bill George, LB (1) Harlon Hill, WR (1) Ed Sprinkle, DE (4)	1/10/65 Mike Ditka, TE (4) Joe Fortunato, LB (4) Johnny Morris,* FL (2)	1/29/84 Walter Payton, RB (6) Mike Singletary, LB (1)
1/15/56 Ed Brown, QB (1) Rick Casares, RB (1) Bill George, LB (2) Harlon Hill, WR (2) Jack Hoffman, E (2) Stan Jones, G (1) Bill Wightkin, T (1)	1/15/66 Doug Atkins, DE (8) Dick Butkus, LB (1) Mike Ditka, TE (5) Joe Fortunato, LB (5) Gale Sayers, RB (1)	1/27/85 Todd Bell, S (1) Richard Dent, DE (1) Dan Hampton, DT (3) Walter Payton, RB (7) Mike Singletary, LB (2)
1/13/57 Ed Brown, QB (2) JC Caroline, HB (1) Rick Casares, RB (2) Bill George, LB (3) Harlon Hill, WR (3) Stan Jones, G (2) McNeil Moore, HB (1) Larry Strickland, C (1)	1/22/67 Dick Butkus, LB (2) Richie Petitbon, DB (3) Gale Sayers,† RB (2)	2/2/86 Jim Covert, T (1) Richard Dent, DE (2) Dave Duerson, S (1) Dan Hampton, DE (4) Jay Hilgenberg, C (1) Jim McMahon, QB (1) Walter Payton, RB (8) Mike Singletary, LB (3) Otis Wilson, LB (1)
1/12/58 Doug Atkins, DE (1) Rick Casares, RB (3) Bill George, LB (4) Kline Gilbert, T (1) Stan Jones, G (3)	1/21/68 Dick Butkus, LB (3) Gale Sayers,† RB (3) Richie Petitbon, DB (4)	2/1/87 Jim Covert, T (2) Dave Duerson, S (2) Wilber Marshall, LB (1) Steve McMichael, DT (1) Jay Hilgenberg, C (2) Walter Payton, RB (9) Mike Singletary, LB (4)
1/11/59 Doug Atkins, DE (2) Rick Casares, RB (4) Joe Fortunato, LB (1) Willie Galimore, RB (1) Bill George, LB (5) Stan Jones, G (4) Fred Williams, DT (3)	1/19/69 Dick Butkus, LB (4) Gale Sayers,* RB (4) Roosevelt Taylor, DB (2)	2/7/88 Dave Duerson, S (3) Jay Hilgenberg, C (3) Wilber Marshall, LB (2) Steve McMichael, DT (2) Mike Singletary, LB (5)
1/17/60 Doug Atkins, DE (3) Erich Barnes, DB (1) Rick Casares, RB (5) Bill George, LB (6) Stan Jones, G (5) Fred Williams, DT (4)	1/18/70 Dick Butkus, LB (5) Gale Sayers,† RB (5)	1/29/89 Neal Anderson, RB (1) Mark Bortz, G (1) Dave Duerson, S (4) Jay Hilgenberg, C (4) Mike Singletary, LB (6)
	1/24/71 Dick Butkus, LB (6) Dick Gordon,* WR (1) Bobby Joe Green, P (1) Cecil Turner, KR (1)	2/4/90 Neal Anderson,* RB (2) Jay Hilgenberg, C (5) Mike Singletary, LB (7)
	1/23/72 Dick Butkus, LB (7) Dick Gordon, WR (2)	2/3/91 Neal Anderson,* RB (3) Mark Bortz,* G (2) Mark Carrier, S (1) Richard Dent, DE (3) Jay Hilgenberg, C (6) Mike Singletary, LB (8)
	1/21/73 Dick Butkus, LB (8) Ron Smith, KR (1)	
	1/20/74 Wally Chambers, DT (1)	
	1/20/75 None	
	1/26/76 Wally Chambers, DT (2)	
	1/17/77 Wally Chambers, DT (3) Walter Payton, RB (1)	

# History Bears in the Pro Bowl

2/2/92	Neal Anderson,* RB (4) Mark Carrier, S (2) Shaun Gayle, S (1) Jay Hilgenberg, C (7) Mike Singletary, LB (9)
2/7/93	Mike Singletary, LB (10)
2/6/94	Mark Carrier, S (3) Richard Dent, DE (4) Donnell Woolford, CB (1)
2/5/95	None
2/4/96	None
2/2/97	None

2/1/98	None
2/7/99	None
2/6/00	Glyn Milburn, KR (2)**
2/4/01	Brian Urlacher, LB (1)
2/9/02	Olin Kreutz, C (1) Brian Urlacher, LB (2) Ted Washington, DT (4)** Larry Whigham, S (2)** James Williams, OT (1)
2/2/03	Marty Booker, WR (1) Olin Kreutz, C (2) Brian Urlacher, LB (3)

2/8/04	Jerry Azumah, KR (1) Olin Kreutz,* C (3) Brian Urlacher, LB (4)
2/13/05	Olin Kreutz, C (4)
2/12/06	Lance Briggs, LB (1) Mike Brown, S (1) Tommie Harris, DT (1) Olin Kreutz, C (5) Brian Urlacher, LB (5) Nathan Vasher, CB (1)

\* Did not play due to injury

† Denotes game's outstanding player

\*\* Played previously with another team



## Bears in Overtime

Since overtime was adopted in 1974, the Bears have played in 31 extra periods — which ranks fifth behind New England (34), Minnesota (32), Denver (32) and Arizona (31). Chicago's 17 overtime *wins* is the most in the NFC while in the AFC, Denver (18), Buffalo (17) and New England (16) lead in the overtime victory column.

Date	Coin flip winner	Site	Opponent	Score	Elapsed
Oct. 16, 1977	CHICAGO	Minnesota	Minnesota Vikings	L 16-22	6:45
Dec. 18, 1977	NY Giants	New York	New York Giants	W 12-9	14:51
Oct. 1, 1978	CHICAGO	CHICAGO	Oakland Raiders	L 19-25	5:19
Sept. 7, 1980	CHICAGO	Green Bay	Green Bay Packers	L 6-12	6:00
Nov. 27, 1980	CHICAGO	Detroit	Detroit Lions	W 23-17	0:21
Dec. 14, 1980	Cincinnati	CHICAGO	Cincinnati Bengals	L 14-17	4:23
Oct. 25, 1981	CHICAGO	CHICAGO	San Diego Chargers	W 20-17	9:30
Nov. 8, 1981	CHICAGO	Kansas City	Kansas City Chiefs	W 16-13	13:07
Jan. 2, 1983	CHICAGO	Tampa Bay	Tampa Bay Buccaneers	L 23-26	3:14
Sept. 18, 1983	CHICAGO	New Orleans	New Orleans Saints	L 31-34	10:57
Sept. 25, 1983	Baltimore	Baltimore	Baltimore Colts	L 19-22	4:51
Sept. 14, 1986	Philadelphia	CHICAGO	Philadelphia Eagles	W 13-10	5:56
Nov. 30, 1986	CHICAGO	CHICAGO	Pittsburgh Steelers	W 13-10	3:55
Nov. 18, 1990	Denver	Denver	Denver Broncos	W 16-13	13:14
Dec. 2, 1990	CHICAGO	CHICAGO	Detroit Lions	W 23-17	10:57
Sept. 23, 1991	NY Jets	CHICAGO	New York Jets	W 19-13	14:42
Nov. 24, 1991	Miami	CHICAGO	Miami Dolphins	L 13-16	4:11
Nov. 8, 1992	CHICAGO	CHICAGO	Cincinnati Bengals	L 28-31	8:39
Nov. 27, 1994	Arizona	Arizona	Arizona Cardinals	W 19-16	8:11
Dec. 1, 1994	CHICAGO	Minnesota	Minnesota Vikings	L 27-33	5:46
Nov. 5, 1995	CHICAGO	CHICAGO	Pittsburgh Steelers	L 34-37	8:19
Oct. 27, 1997	Miami	Miami	Miami Dolphins	W 36-33	9:25
Nov. 14, 1999	Minnesota	CHICAGO	Minnesota Vikings	L 24-27	3:56
Nov. 21, 1999	CHICAGO	San Diego	San Diego Chargers	W 23-20	4:58
Oct. 28, 2001	San Francisco	CHICAGO	San Francisco 49ers	W 37-31	0:16 *
Nov. 4, 2001	CHICAGO	CHICAGO	Cleveland Browns	W 27-21	2:50
Sept. 29, 2002	CHICAGO	Buffalo	Buffalo Bills	L 27-33	1:58
Oct. 20, 2002	Detroit	Detroit	Detroit Lions	L 20-23	4:48
Nov. 24, 2002	Detroit	CHAMPAIGN	Detroit Lions	W 20-17	6:02
Nov. 14, 2004	CHICAGO	Tennessee	Tennessee Titans	W 19-17	3:17 **
Oct. 30, 2005	Detroit	Detroit	Detroit Lions	W 19-13	6:17

17-14 overall: 8-6 at home; 9-8 on the road

\*NFL record for shortest OT, since eclipsed when Jets beat Buffalo 37-31 with 14 seconds elapsed on 9/8/2002.

\*\*Only the second overtime game to end with a safety. The other was Minnesota vs. the L.A. Rams on 11/5/1989.



# 2006 Chicago Bears



Miscellaneous  
Information



# Soldier Field



Entering the fourth full season in the new Soldier Field in 2006, Bears President & CEO Ted Phillips led the franchise to one of the team's greatest off-field achievements with the construction of the lakefront improvement plan which included the new football stadium within the confines of historic Soldier Field. The aggressive construction schedule lasted just 20 months from the Bears last home game of the 2001 season (vs. PHI, Jan. 19, 2002) until re-opening against Green Bay on Sept. 29, 2003. The project earned many honors for design excellence and was named *Midwest Construction* magazine's overall Project of the Year in 2003.

- **November, 2000**-Bears President and CEO Ted Phillips and his team of experts answer questions and concerns of the Illinois General Assembly at the State Capitol. After three days of gathering support, the Illinois House and Senate passed Bill 1284 on **Nov. 30, 2000**, authorizing the Illinois Sports Facilities Authority to issue approximately \$406 million in bonds to help finance the \$630 million project. The debt service on the bonds were paid from the surplus and projected growth of the existing two percent Chicago local hotel tax plus a local distributive tax and state hotel tax subsidy. The remaining \$200 million was contributed by the Chicago Bears, including a \$100 million loan from the National Football League.
- **Nov. 15, 2000**-The City of Chicago's Lakefront Improvement Plan was announced publicly by Mayor Richard M. Daley. The project replaced parking lots with 17 acres of new parkland, built an underground parking structure to serve the Museum Campus and Soldier Field, created easier access to the Museum Campus and added other amenities giving Chicagoans and tourists the ability to enjoy the lakefront year-round.
- **Jan. 5, 2001**-Governor George Ryan signed House Bill 1284, designed to help fund a new stadium and enhance Chicago's lakefront.

The following is a number of facts concerning different elements of the Soldier Field project and the Lakefront Initiative:

## LAKEFRONT IMPROVEMENTS

The project created approximately 17 acres of additional waterfront parkland for public enjoyment. This green space was programmed for year-round public uses such as a sledding hill, winter garden, a terraced park, an area for outdoor museum exhibits and other features.

The year-round parking facility created 2,500 new underground parking spaces immediately adjacent to the Field Museum and Shedd Aquarium and 3,100 outdoor spaces between the stadium and McCormick Place to ensure Chicago's great tailgating tradition continues.

## SOLDIER FIELD IMPROVEMENTS

The stadium features increased sideline seating from 40% of seats to over 60%, an increased number of new and improved restrooms (over 1,000 restroom fixtures) plus more variety and access at over 350 concession points of sale, three-level Cadillac Club lounge, a Bears Ring of Honor throughout the mezzanine level, a Bears Den gallery depicting historical events from Soldier Field's past and a bas relief of George Halas.

Above and beyond the Bears games, the new Soldier Field is capable of hosting an increasing number of athletic events, prime concerts, and large civic, cultural and educational gatherings. The unique design allows for easy stage setup and take down, along with a field that can accommodate international soccer events.

## FUNDING THE LAKEFRONT IMPROVEMENT PLAN

The Bears made a \$224 million contribution to this project, pays annual rent of \$5.7 million and accepted the cost over-run risks on the project. The entire cost of the Lakefront Project (\$630 million) was raised without asking for taxpayers' money. The plan was supported through a local City of Chicago hotel tax which is already in existence. There was no extension or increase of any taxes and the hotel tax was principally paid by visitors and tourists.

## PRESERVING HISTORY

The historic colonnades and historic South Wall remained untouched as the new stadium was built within the existing exterior of Soldier Field. The Memorial Water Wall honors all soldiers who have served in the United States Armed Forces. The Wall serves as an educational piece for families and visitors of the museum campus. A Doughboy statue was erected at the entrance of Gate O and the south concourse features a Medal of Honor tribute.





Following 31 seasons of football along the shores of Lake Michigan (pictured, left), the Bears took a brief one-year hiatus from Soldier Field in 2002, playing home games at Memorial Stadium in Champaign so construction of the new Soldier Field (right) could be completed. The first game in the new stadium was Sept. 29, 2003 against division rival Green Bay as the Bears get set for their third full season in the new stadium in 2005. The Bears first season at the old venue was in 1971 after spending 50 seasons at Wrigley Field. Soldier Field was opened in 1924 as a 45,000-seat Municipal Grant Park Stadium. The first football game played on its field was November 22, 1924, as a capacity crowd watched Notre Dame edge Northwestern, 13-6.

It hosted the first boxing event which drew a gate of over \$2.5 million (Dempsey-Tunney, 1927), the first ski meet held in a stadium, and the all-time largest football crowd (123,000). The largest crowd for any event in Soldier Field was 260,000 on Sept. 8, 1954, for the Catholic Church's Marian Year Tribute.

The 100,000-seat stadium was dedicated November 27, 1926, with Army battling Navy to a 21-21 tie. The all-time collegiate attendance record of 123,000 plus was established Nov. 26, 1927 as Notre Dame beat Southern Cal 7-6. In the first professional game at the then-mammoth stadium, the Bears defeated the Chicago Cardinals 10-0 on November 11, 1926.

Plans for the stadium started in 1919 as a memorial to the soldiers of WWI. Soldier Field stood on 10,000 pile foundations driving an average depth of 62.5 feet through fill that replaced the lake waters. The new stadium continues to be owned, maintained and operated by the Chicago Park District.

Other stadium notes since the Bears moved to Soldier Field:

- 1971 – September 19th, Chicago defeats the Pittsburgh Steelers 17-15 before capacity crowd of 55,701 in the Bears' first game since moving from Wrigley.
- 1979 – The stadium undergoes major reconstruction and renovation prior to the season including new lighting, playing surface, and locker rooms; rebuilding of seating area (new chairbacks, armrests, seats); and improvement of sightlines.
- 1982 – Additional rebuilding of seating areas was completed as well as new concourses with more restrooms and concession areas. A new press box, 60 deluxe skyboxes, and a new scoreboard were also built. Capacity is increased to 66,030.
- 1988 – Surface was changed from artificial turf to natural grass, and 56 skyboxes were added along south rim (increasing the total to 116). Capacity is increased to 66,946.
- 1992 – Four seats are added increasing the capacity to 66,950.
- 1994 – The Park District spends millions to refurbish the stadium for the World Cup soccer tournament. Capacity is reduced by six to 66,944.
- 2000 – Mayor Daley announces Lakefront Redevelopment Project (11/15).
- 2001 – Project receives state and city approval.
- 2002 – Demolition begins on stadium immediately following playoff game (1/19).
- 2003 – Bears return to Soldier Field with Monday night re-opening on September 29 against Green Bay. Capacity is set at 61,500, over 5,000 fewer seats than the old stadium and the second smallest venue in the NFL.

# Soldier Field

## Tribute to Halas and Bears Legacy

Located on the west side of the stadium on the street-level main concourse, the bas-relief sculpture marks the gateway for a stadium visitor's trip through the history of the Chicago Bears.

*Pure and simple, he loved this game that was as uncluttered and uncompromising as he was. Its requirements were courage, endurance, self-discipline and a competitive spirit. These were his prerequisites, too.*

*His teams played the game the same way he did—tough, aggressive and smart.*

*Often graced by a running back of exceptional ability, the Bears were always marked by a punishing defense that never stopped coming at you.*

*George Halas was a founder of the NFL and a pioneer of the Chicago Bears. His devotion to both over the decades helped them grow to prominence.*

*We will always remember his energy, his joy in competing, and his passion for his beloved Bears and Bear fans.*

—bas-relief inscription

### Artist Description:

The bas-relief is a time-line describing George Halas' contribution to the world of football and the history of the Chicago Bears.

Hall of Famers date back from the 1920's when George Halas founded the Chicago Bears, and represent different decades of team history.

The tremendous energy and influence of the two large George Halas reliefs tells the story and balances all of the action. George S. Halas is without doubt the overriding presence in the sculpture.

The laser-etched imagery shows the team in the 1920's - also Halas and his team celebrating the 1940's win against the Washington Redskins, fan images from Wrigley Field, a photo of Halas with George Jr. and Paddy Driscoll, and a fan grouping from the 1980's. Integrated in the composition is the famous "T" formation that George Halas invented.



## TRIBUTE TO GEORGE S. HALAS AND THE LEGACY OF THE CHICAGO BEARS

Sculpted by Julie Rotblatt-Amrany  
Timeless Creations, Inc. in conjunction with Portraits/Chicago Inc.

- Specs: 26 1/2 feet high X 15 3/8 feet wide
- Approx. 11,500 pounds
- White Bronze on black absolute granite with laser-etched imagery
- George Halas = 8 feet high
- Bust of George Halas = 6 feet high

- Eight Hall of Fame players range 3 - 6 feet high
- Players are: Mike Singletary, Walter Payton, Dick Butkus, Gale Sayers, Bill George, Sid Luckman, Bronko Nagurski, and Red Grange.



# Soldier Field Honoring Tradition



## THE BEARS DEN

Located on the lower concourse of the west grandstands, the Bears Den offers a dramatic, visual walk through Chicago Bears history.

## THE DOUGHBOY STATUE

Just inside Gate O in the Grand Concourse stands the restored Doughboy Statue. Originally installed in Chicago's Garfield Park in the early 1930s, four decades later it was damaged, debased, but not forgotten. Chicago sculpture conservator Andrzej Dajnowski meticulously recast the missing parts and refurbished the entire statue and base to its original condition and it joins the other memorials to the American fighting men and women at Soldier Field.



## THE RING OF HONOR

Chicago Bears Hall of Fame greats are honored on the mezzanine level Ring of Honor. The 26 Chicago Bears enshrined in the Pro Football Hall of Fame in Canton, Ohio, are the most of any team in the NFL.



## THE MEMORIAL WATER WALL

The Memorial Water Wall, a 280-foot long wall of polished green granite with eight medallions honoring the different branches of the armed services, flanks the walkway that leads into the north entrance of the stadium. A veil of water continuously flows over the sculptured memorial.



## INTERNET ACCESS

The Bears internet address is: [www.ChicagoBears.com](http://www.ChicagoBears.com)

The NFL internet address is: [www.nfl.com](http://www.nfl.com)

You can e-mail the Chicago Bears Media Relations Department at the following addresses:

[JimC@Bears.nfl.com](mailto:JimC@Bears.nfl.com)

[BrianH@Bears.nfl.com](mailto:BrianH@Bears.nfl.com)

[RogerH@Bears.nfl.com](mailto:RogerH@Bears.nfl.com)

[SharonL@Bears.nfl.com](mailto:SharonL@Bears.nfl.com)

# Soldier Field Parking and Seating Charts

What time do the parking facilities and stadium gates open?

- Parking facilities surrounding the stadium open four hours prior to kickoff
- Gates open two hours before kickoff

Where is Will Call located?

- Outside Gate 10 at the southeast corner of the stadium

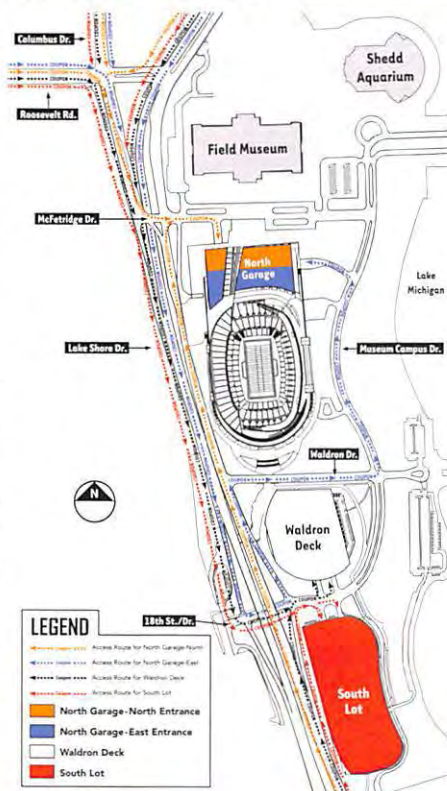
## WALKING DIRECTIONS FROM PRESS BOX TO LOCKER ROOM

Take elevator to concourse level. Take left out of elevator and through Field Access door. Take a right at the bottom of steps and follow corridor to west side of the stadium. From field, exit stadium at North west entrance. Turn left into interior corridor. Postgame interview room is fourth room on left. Locker room is first door on the left.

Visiting locker room is at the northeast corner of the stadium.

## WALKING DIRECTIONS FROM PRESS BOX TO STADIUM EXIT

Take elevator to concourse level. Exit through Press Entrance at Gate 14.



SOLDIER FIELD  
2006





The Chicago Bears moved into Halas Hall at Conway Park on March 3, 1997. The 38-acre complex is located in Lake Forest on Route 60 just east of the Tri-State Tollway, approximately four miles from the former Halas Hall. The building is dedicated to Bears' founder, President and Coach George Halas. The original Halas Hall, on the Lake Forest College campus, was dedicated by Coach Halas in the name of his son, Mugs, in 1979.

The complex includes a 100,000 square foot office building, indoor practice facility, and 2 1/2 outdoor practice fields, surrounded by a jogging path. One of the two 100-yard outdoor fields is equipped with 14 miles of underground heating tubes, enabling the grass to remain soft and growing into early winter, as well as five miles of drain tubing that can capture and disperse nine inches of rainfall per hour and 2.5 miles of cooling pipes for the grass roots.

The main building is almost two football fields long and 100 feet wide. The old Halas Hall had 32,000 square feet of space, while the new building has 100,000. In fact, the entire former Halas Hall would fit into the basement of the new building. Furthermore, the old locker room was 1,400 square feet, while the new one is about 3,000, has 62 lockers with room to quickly expand to 100, and 4 natural light wells. The weight room—perhaps the most spectacular aesthetic area of the complex—is 7,000 square feet, almost four times the size of the 1,800 square foot workout area at the old building. The glass wall on the east side of the weight room is 28 feet high, perfect for viewing the white-tailed deer on their evening romps across the complex grounds. A two-lane lap pool is behind the weight room, and its sixty-foot lanes have built-in resistance currents. The training room is five times the size of its predecessor, and boasts a doctors' office, x-ray facility, medical records storeroom, casting room, whirlpool, cold-dip plunge, steam room and sauna. The football needs are met with eight classrooms, two large meeting rooms/classrooms, and a 150-seat auditorium capable of hosting seminars, television productions and press conferences.

## **ED McCASKEY MEMORIAL GARDEN AND THE WALTER PAYTON CENTER**

The team's indoor practice facility, the Walter Payton Center, was renovated during the summer of 2005 while construction of the Ed McCaskey Memorial Garden was completed in June.

The Walter Payton Center is a rigid structure, opposed to the inflated "bubble" the team used from 1990-96, and includes a full 100-yard field. The structure is 85 feet high, 200 feet wide and 400 feet long. The renovation included removal of the existing fabric roof and cladding on the outside of the building, replacement of the end walls and installation of a new, state-of-the-art synthetic turf and two-lane running track. A new heating and de-humidification system was also installed.

Located south of Halas Hall, the Ed McCaskey Memorial Garden is a beautifully-landscaped, clover-leaf shaped garden bordered by a 30" stone seat wall and piers. A winding gravel road from Halas Hall leads to the opening of the garden where a variety of trees, shrubs and perennials have been planted.



Walter Payton Center



Ed McCaskey Memorial Garden

# Training Camp

## Olivet Nazarene University

The Bears return to Olivet Nazarene University in Bourbonnais, Ill., for the fifth consecutive season after spending 18 years in Platteville, Wis. The site, approximately 60 miles south of Chicago, provides the Bears with four practice fields, air-conditioned locker rooms and dining facility, a weight room, meeting rooms, and dorms for players, staff, media and guests.

**INFO:** General Camp: 815/928-5821

Media Relations: 815/928-5868

Administration: 815/928-5822

PR Fax: 815/928-5498

Address:

Chicago Bears

1 University Avenue

Bourbonnais, Ill. 60914

Jim Christman: 815/614-4646

Roger Hacker: 815/614-4642

Brian Hardin: 815/614-4126

**DATES:** Practices begin Thursday, July 27th. The Bears will be in Bourbonnais through Wednesday, August 16, with exceptions for preseason travel, August 10-12 traveling to San Francisco and Aug. 9 when the team will practice at Soldier Field.

**PRACTICES:** Practice times are subject to change, but tentatively begin one of three times each day, noon, 3 p.m. or 7 p.m. Each practice is approximately two hours long on the Olivet Nazarene campus and are open to the public free of charge.

**MEDIA:** Credentials are required to cover practices and press conferences. They can be obtained in the Tigers Den located in the Leslie Parrott Convocation Athletic Center. The media work room, equipped with phones, is also located in the Tigers Den.

### TRAINING CAMP HISTORY:

2002-	Olivet Nazarene University, Bourbonnais, Illinois
1984-2001	University of Wisconsin-Platteville, Wisconsin
1975-83	Lake Forest College, Lake Forest, Illinois
1944-74	St. Joseph's College, Rensselaer, Indiana
1935-43	St. John's Military Academy, Delafield, Wisconsin
1934	Lane Tech High School, Chicago, Illinois
1933	University of Notre Dame, South Bend, Indiana

### DIRECTIONS TO BOURBONNAIS FROM CHICAGO: (approximately 60 miles)

- Take I-90/94 South to I-57. Take I-57 South to Bradley/Bourbonnais Exit 315. Follow the exit ramp as it curves to the right onto Rt. 50 South. Turn right onto Armour Road. At the second traffic light, turn left onto Convent St., which is also Rt. 45/52. There is also a Speedway gas station on corner. Follow the curves past the side entrance to campus on the left and continue to the main entrance that is lined with 10 flags.

### DIRECTIONS FROM LAKE FOREST:

- Take the Tri-State Tollway South/East (I-294) to I-80 West. Take I-80 West for two miles to I-57 South. Take I-57 South for 30 miles to Bradley/Bourbonnais Exit 315. Proceed as directed above.

### ABOUT OLIVET NAZARENE:

Founded in 1907, Olivet Nazarene University is a private, Christian, liberal arts university - a service of the Church of the Nazarene, theologically grounded in the Wesleyan tradition. Of the 20,000 Olivet alumni across the country and around the world, approximately 6,000 live in Northeast Illinois and Northwest Indiana. About 3,300 students (1,900 undergraduates) from 40 states and 15 countries attend the University. ONU fields 18 intercollegiate athletic teams for men and women. The Tigers are members of the National Association of Intercollegiate Athletics (NAIA, Division I), National Christian College Athletic Association (NCCAA, Division I) and Chicagoland Collegiate Athletic Conference (CCAC).



# 2006 Chicago Bears

## Media Information

**CREDENTIALS:** News media representatives who have not been issued season press credentials should request single game credentials by no later than Monday the week of the game by faxing or emailing Jim Christman, Media Services Manager, at (847) 615-2387 or JimC@Bears.nfl.com. Credentials will be left at the PRESS WILL CALL window located on the southeast side of Soldier Field, located outside of Gate 10. PRESS WILL CALL opens three hours before kickoff. Press entry into Soldier Field is on the south east side of the stadium, Gate 14. The press elevator is located across the concourse. Guests are NOT permitted in the press box and credentials are limited to working press only.

**PRESS BOX/PRESS GATE:** The 200-seat press box is located on Suite Level A in the southeast corner of the stadium. Entrance to the Press Box is at Gate 14 and is only accessible to persons holding a working press credential. Press Will Call is located outside Gate 10.

**PHOTOGRAPHERS:** Sideline credentials for field photographers are issued by the Bears' media relations department. Free-lance photographers who are not on specific assignment by a recognized sports or news publication will not be credentialed due to space limitations. Sideline credentials must be reserved by Monday before the game and can be picked up at PRESS WILL CALL.

**PARKING:** Media parking is limited at Soldier Field. Applications must be made in writing on company letterhead to Jim Christman.

**TELEPHONES:** The Bears provide a limited number of co-op credit card phones for copy transmission. To order phone lines at the new Soldier Field Press Box fax: SMG at 312/235-7030.

**TO SOLDIER FIELD FROM O'HARE AIRPORT:** Take Kennedy Expressway (I-94) to Congress Street. Exit east (left) to Columbus Drive. Go south (right) on Columbus until it feeds into Lake Shore Drive South. Soldier Field will be on the left. Entrance to parking is at south end of field (Waldron Drive).

### BEARS MEDIA RELATIONS TELEPHONE NUMBERS:

Office: (847) 295-6600	Office Extension
Jim Christman, Media Services Manager	(847) 739-5221
Roger Hacker, Media Information Manager	(847) 739-5224
Sharon Lehner, Media Relations Assistant	(847) 739-5222
Brian Hardin, Media Relations Assistant	(847) 739-5349

### BEARS 2006 ROAD HEADQUARTERS

San Francisco (preseason)	Hyatt Regency	650-347-1234
Cleveland (preseason)	Marriott Cleveland Key Center	216-696-9200
Green Bay (Appleton)	Radisson Paper Valley	920-733-8000
Minnesota	Marriott City Center	612-349-4000
Arizona	The Ritz Carlton - Phoenix	602-468-0700
New York Giants	Hyatt Regency - Jersey City	201-469-1234
New York Jets	Sheraton Meadowlands	201-896-0500
New England	The Westin - Providence	401-598-8000
St. Louis	The Westin - St. Louis	314-621-2000
Detroit	Detroit Marriott Renaissance	313-568-8000

# 2006 Chicago Bears

## Bears Radio Play-by-Play



Jeff Joniak (seated, left) is in his fifth season as play-by-play voice of the Bears while Tom Thayer is a nine-year Bears radio veteran.

### WBBM 780-AM

For the seventh consecutive season the Chicago Bears broadcasts will be on WBBM Newsradio 780. WBBM is Chicago's only all-news station and has led the market in news and sports broadcasting since 1968. Jeff Joniak enters his sixth season as the play-by-play voice of the Bears and 11th year as the host of the Bears pregame show which starts three hours prior to kickoff. Former Bear Tom Thayer, a 10-year Bears radio veteran, adds color commentary and insight. The postgame show from the locker room features exclusive analysis from head coach Lovie Smith and key players from the game. Bears fans can also find special insight and analysis of the Bears at [www.bears780.com](http://www.bears780.com).

**JEFF JONIAK:** With over twenty years covering sports in Chicago, veteran play-by-play announcer Jeff Joniak is in his sixth season as the voice of the Bears. A recipient of a 2005 Silver Dome Award for his play-by-play call, Joniak is familiar to Bears fans for his five years as the team's pre- and post-game host and as drive-time sports anchor on WBBM. Additionally he serves as Master of Ceremonies for

the Bears Fan Convention, Draft Day Party and Football 101. Before tackling Halas Hall, Joniak co-hosted the game day broadcasts for the Chicago Bulls during their Championship years from 1991 to 1996. For their gripping coverage of the death of Walter Payton, Joniak and his staff won a prestigious Peter Lisagor Award. He also won two Lisagor awards for his coverage of the NFL Draft, AP awards for his sportscasts and UPI awards for his Bears reporting. Jeff and his wife Candi live with their daughters Kelly and Kaitlyn in the west suburbs.

**TOM THAYER:** Originally a Bears' fourth-round draft pick in 1983 after an All-America career at Notre Dame, Tom Thayer played for two-plus seasons with the USFL's Chicago Blitz and Arizona Wranglers before joining the Bears. One of the team's strongest players, Thayer earned his starting role at right guard four games into the 1985 season and eventually compiled consecutive game and consecutive start streaks that led the Bears during the late 1980s. Thayer left the Bears in 1992 after a distinguished eight-year career at offensive guard. He retired in 1993 after one season with the Miami Dolphins. Before joining the Bears radio team in 1997, Thayer worked for two years as a Bears analyst on WFLD-TV's pro football programming. A former all-state lineman at Joliet Catholic High, Thayer resides in Chicago.

**The Bears Radio Network consists of at least 28 stations across Illinois and the Midwest.**

**The following affiliates are included (as of June 13, 2006):**

KCLN-AM ... Clinton, IA .....1390AM  
 KCPS-AM ... Burlington, IA .....1150AM  
 KSHY-AM ... Las Vegas, NV .....1300AM  
 KWKY-AM ... Des Moines, IA .....1150AM  
 WAIK-AM ... Galesburg, IL .....1590AM  
 WASK-AM ... Lafayette, IN .....1450AM  
 WBIG-AM ... Aurora, IL .....1280AM  
 WBYS-AM ... Canton, IL .....1560AM  
 WDBQ-AM ... Dubuque, IA .....1490AM  
 WDDD-AM ... Marion, IL .....810AM  
 WFMB-AM ... Springfield, IL .....1450AM  
 WGCY-FM ... Gibson City, IL .....106.3FM  
 WGEM-FM ... Quincy, IL .....105.1FM

WHCO-AM ... Sparta, IL .....1230AM  
 WIRL-AM ... Peoria, IL .....1290AM  
 WIVR-FM ... Watseka, IL .....101.7FM  
 WJBC-AM ... Bloomington, IL .....1230AM  
 WJEZ-FM ... Dwight, IL .....98.9FM  
 WLBK-AM ... DeKalb, IL .....1360AM  
 WLQI-FM ... Rensselaer, IN .....97.7FM  
 WLRB-AM ... Macomb, IL .....1510AM  
 WRHL-AM ... Rochelle, IL .....1060AM  
 WROK-AM ... Rockford, IL .....1440AM  
 WSBT-AM ... South Bend, IN .....960AM  
 WVIL-FM ... Virginia, IL .....101.3FM  
 WVLI-FM ... Kankakee, IL .....95.1FM  
 WXLP-FM ... Davenport, IA .....96.9FM  
 WXTT-FM ... Danville, IL .....99.1FM



# CHICAGOBEARSCOM

ChicagoBears.com is the No. 1 source for breaking Bears news, behind-the-scenes features and exclusive audio and video content. The comprehensive coverage on the team's official web site offers fans worldwide an inside look at the Bears with the most accurate, up-to-date information available anywhere.

In time for the 2006 season, the Chicago Bears will be relaunching an enhanced ChicagoBears.com in an effort to provide Bears fans with even more content and better access to the NFL's founding franchise.

The new ChicagoBears.com will offer fans more access to the players and new interactive features including enhanced polls, player chats and player and management blogs. The new website will utilize new technologies to better push Bears content to fans through RSS feeds and multimedia podcasts.

Fans will continue to be able to share their thoughts on the Chicago Bears message boards as well as interact with ChicagoBears.com's senior writer Larry Mayer in "Chalk Talk." CB-TV's Greg Miller will continue to provide inside audio and video access through one-on-one interviews with players, coaches and other members of the Bears organization.

ChicagoBears.com offers fans a unique opportunity to interact with their favorite Bears players as well as other Bears fans. Log on to the new ChicagoBears.com during the 2006 season for the most comprehensive team coverage of your favorite NFL franchise.



## Bears Share & Ticket Office

**Bears Share: A Community Ticket Donation Program...** The Bears Share program gives Bears season ticket holders the opportunity to donate game tickets to a local charity. Bears season ticket holders unable to attend a Bears home game may donate their tickets to Special Olympics Illinois through this ticket donation program. This program gives Special Olympics athletes and volunteers the opportunity to experience a Bears game. The season ticket holder receives a tax deduction for the donation of the tickets and helps a worthwhile charity. Tickets should be received at the following address no later than the Wednesday prior to the scheduled game: Special Olympics Illinois; c/o Bears Share Ticket Donations; 800 Roosevelt Road; Building B; Suite 220; Glen Ellyn, IL 60137-5860

**TICKET OFFICE** - The Bears ticket office is located on the first floor of Halas Hall. Single-game tickets will be available late July through Ticketmaster by calling (312) 559-1212 or at [ticketmaster.com](http://ticketmaster.com).

The Bears Ticket Office telephone number is (847) 615-BEAR (2327).

## STALEY da BEAR

**DRAFTED:** 1st Round, Chicago Bears, 8/6/03

**HEIGHT:** Not your average sized bear

**WEIGHT:** 340 LBS.

**ABOUT STALEY:**

Ate over 700lbs of salmon in one day; bounces on his bearend; best friends with Winnie the Pooh, Yogi, Boo-boo and Smokey; exercises regularly.

To book Staley for an appearance call

**(847) 615-9600**

To learn more, log onto [chicagobears.com/staley](http://chicagobears.com/staley)



# 2006 Chicago Bears

## Chicago Bears Broadcasting

Chicago Bears Broadcasting (CBB) enters its fourth year serving Bears fans as the production and syndication unit of the Chicago Bears Football Club. CBB produces and distributes a large stable of television shows, radio shows and new media designed to give inside access to the team. CBB's local partners include NBC5, WBBM Radio, Comcast Sportsnet Chicago and WSCR radio.

### PRESEASON TV

#### Sponsored by Comcast

Chicago Bears Broadcasting will produce three games in 2006 airing locally on NBC5, throughout the Midwest on the Bears Preseason Television Network and in Spanish on Telemundo Chicago channel 44.

#### Preseason Schedule:

August 11	...@ Niners	.....9 p.m.	....NBC5/Bears Television Network
August 18	...CHARGERS	.....7 p.m.	....CBS
August 25	...CARDINALS	.....7 p.m.	....NBC5/Bears Television Network
August 31	...@ Browns	.....7 p.m.	....NBC5/Bears Television Network



#### Preseason Television Network:

WMAQ-Chicago Ch. 5 (Flagship)	WRSP-Springfield Ch. 55	KLJB- Quad Cities, Ch. 18
WIFR-Rockford, Ch. 23	WCCU-Champaign, Ch. 27	WHOI- Peoria, Ch. 19
	WSBT-South Bend, Ch. 22	WSNS-Chicago, Ch. 44

#### Weekly Television Shows

### BEARS GAMEDAY LIVE



Bears Gameday Live is the official pregame show of the Chicago Bears. Produced by Chicago Bears Broadcasting in conjunction with NBC5, Bears Gameday Live provides exclusive and unique access into the Chicago Bears. Bears Gameday Live airs at 10:30am CT starting September 10th. Bears announcers Tom Thayer and Jeff Joniak will provide live, up-to-the second updates on field conditions, injuries, and team news live from the playing field. Former Bears Offensive Lineman Jimbo Covert will provide analysis from the studio.



### BEARS GAMENIGHT LIVE

#### Sponsored by Canon Business Solutions

Bears Gamenight Live will air on Sunday nights following NBC's Sunday Night Football and NBC5's local news and sports coverage. Bears Gamenight is a full half hour of game coverage featuring exclusive interviews with Bears Head Coach Lovie Smith. The Sounds of the Game segment features a "mic'd up" player for each game. Tom Thayer and Jeff Joniak will analyze the game in-studio.



Bears Blitz on Comcast Sportsnet Chicago gives Bears fans access to the weekly press conferences in their entirety every Wednesday and Thursday during the season. In addition to the press conferences, Bears Blitz will cover all Bears news that happens during the practice week.

#### Weekly Radio Shows

### BEARS INSIDER



The Bears Insider radio show airs on the Bears flagship radio station WBBM AM Newsradio 780. Hosted by the voice of the Bears, Jeff Joniak, and featuring Head Coach Lovie Smith as a live guest, Bears Insider is an hour show starting at 7pm on Monday nights. Coach Smith will answer fan questions and e-mails and explain the "ins and outs" of Bears football, giving Chicago fans an inside perspective of the organization. Bears Insider weekly guests will also include Defensive Coordinator Ron Rivera and Offensive Coordinator Ron Turner. General Manager Jerry Angelo and Bears President/CEO Ted Phillips also will participate throughout the season.

### BEARS ALL ACCESS



Bears All Access airs at 6pm Thursday nights on WSCR "The Score". Host Zach Zaidman turns over the microphone to various Bears players and lets them present the players perspective to Bears football. The players will take phone calls, read e-mails, and entertain by showing the fans their true personalities. Players who have appeared on or hosted All Access include Muhsin Muhammad, Charles Tillman, Brian Urlacher, Lance Briggs, Tommie Harris, Nate Vasher, John Tait, Fred Miller, Desmond Clark, Mark Bradley, Alex Brown, and many more.





CHICAGO

TELEMUNDO  
CHICAGO

# Your Home of the Chicago Bears!

## 2006 Preseason Schedule

NBC 5	Friday, August 11	9pm	at San Francisco
NBC 5	Friday, August 25	7pm	Arizona
NBC 5	Thursday, August 31	7pm	at Cleveland

For NBC re-broadcast information check local listings. Games en Español on Telemundo Chicago air on a tape delayed basis same night.

Watch NBC 5  
during the BEARS Regular Season



BEARS Gameday Live: Sundays 10:30 am

NBC Sunday Night Football: 6:00pm

Sports Sunday & BEARS Gamenight Live:  
Sunday nights following NBC 5 late news.



 [NBC5.com](http://NBC5.com)

# 2006 Chicago Bears Community Relations



Since the team's inception, the Chicago Bears organization has remained dedicated and committed to making a difference in the lives of people throughout Chicagoland. The Chicago Bears inspire positive change in the community by implementing and supporting programs in the areas of Education, Underprivileged Children and Families, Health and Wellness, Youth Football, and Volunteerism and Civic Initiatives. Through a collaborative partnership between the team's Community Relations department and our charitable beneficiary, Bears Care ...the Chicago Bears continue to Tackle the Needs of Chicago.

## EDUCATION



*Bears School Outreach*



*Hello to our Heroes*



*Touchdown Club Power Hour*



*Tales to Tackle*

## UNDERPRIVILEGED CHILDREN AND FAMILIES



*Coat Drive*



*Holiday Party Supporting Maryville Academy*



*Shopping Spree for Chicago Housing  
Authority*



*Training Camp Bike Donation*

## CHICAGO BEARS COMMUNITY RELATIONS CONTACT INFORMATION

Caroline Guip  
Director  
(847) 739-5364  
[carolineg@bears.nfl.com](mailto:carolineg@bears.nfl.com)

Jessica Kies  
Manager  
(847) 739-5308  
[jessicak@bears.nfl.com](mailto:jessicak@bears.nfl.com)

Kate Rackow  
Assistant  
(847) 739-5343  
[kater@bears.nfl.com](mailto:kater@bears.nfl.com)

CHASE

Community  
Relations



# 2006 Chicago Bears Community Relations

## HEALTH AND WELLNESS



Halloween Party



Support of Misericordia Heart of Mercy



American Diabetes Association Support



Bear Hugs

## YOUTH FOOTBALL



Junior Training Camp



Punt, Pass & Kick



Bears Flag Football



Chicago Bears Youth Football Camps

## VOLUNTEERISM AND CIVIC INITIATIVES



Military Support



Paws for a Cause



Rookie Rally



Brian Piccolo Award

CHASE

Community  
Relations

393

# 2006 Chicago Bears

## Bears Care



BEARS CARE

### About Bears Care

**B**ears Care, the charitable beneficiary of the Chicago Bears, supports and conducts a variety of fundraising events throughout the year as part of its commitment to improving the lives of those in our community. Bears Care impacts thousands of Chicago area individuals and families annually, with grants to qualifying agencies that serve those in need. With the generous participation of Chicago Bears' players and staff, area businesses and organizations, as well as individual donors, Bears Care is able to bring together human and financial resources to help Tackle the Needs of Chicago.

## BEARS CARE EVENTS



*St. Pat's at the Loon Cafe*



*i'mag'jen Charities*



*Draft Day Party - Bourbonnais*



*Special Olympics Event*



*Lou Malnati's Cancer Benefit*



*Bears Care Gala*

The 36th Annual Lou Malnati's and Chicago Bears Wives Cancer Benefit will be held on Monday, October 23, 2006. For additional information on Bears Care programs and upcoming events, or if you wish to make a donation, e-mail [bearscore@bears.nfl.com](mailto:bearscore@bears.nfl.com).

Bears Care's mission is to support programs designed to positively impact people in the areas of education, youth and families, athletics, entrepreneurship and health with a particular emphasis on programs aimed at disadvantaged youth. Bears Care also considers programs devoted to physically challenged individuals and programs that promote healthy, drug-free lifestyles.



# 2006 Chicago Bears Bears Care



## YOUTH FOR LIFE: REMEMBERING WALTER PAYTON

In 2001, four Chicago area teens joined forces to create Youth for Life: Remembering Walter Payton, an organ donation awareness program dedicated to the legendary Chicago Bears running back who passed away in 1999 while awaiting a liver transplant. Erin Kinsella, John McCaskey, and Mark Pendleton teamed up with Walter's daughter, Brittney, in founding this campaign, which provides the facts about organ and tissue donation to high school students preparing to apply for their driver's license. Youth for Life is a member organization of the Illinois Coalition on Donation and is proud to have Walgreens as a major corporate sponsor. Through school assemblies, the Youth for Life program provides teenagers with the facts, as well as information on when and how to register as an organ donor. It encourages them to make the right choice - the choice for life. To learn more about bringing the Youth for Life program to your high school e-mail [bearscore@bears.nfl.com](mailto:bearscore@bears.nfl.com).



Stevenson High School - Lincolnshire



Marshall High School - Chicago



Amundsen High School - Chicago



New Trier High School - Winnetka



Morton High School - Berwyn




Morris High School - Morris



## Youth For Life

*Remembering Walter Payton*



**ORGAN DONATION** Teaming Up for a Great Cause

# 2006 Chicago Bears

## NFL Public Relations Directory

NFL League Office	280 Park Avenue, New York, NY 10017	(212) 450-2000
Pro Football Hall of Fame	2121 George Halas Dr. NW, Canton, OH 44708	(330) 456-8207
Elias Sports Bureau	500 Fifth Avenue, New York, NY 10036	(212) 869-1530

Team	PR Contact	Phone Number
Arizona Cardinals	Mark Dalton	(602) 379-0101
Atlanta Falcons	Reggie Roberts	(770) 965-3115
Baltimore Ravens	Kevin Byrne	(410) 701-4000
Buffalo Bills	Scott Berchtold	(716) 648-1800
Carolina Panthers	Charlie Dayton	(704) 358-7000
<b>Chicago Bears</b>	<b>Jim Christman/Roger Hacker</b>	<b>(847) 295-9657</b>
Cincinnati Bengals	Jack Brennan	(513) 621-3550
Cleveland Browns	Bill Bonsiewicz	(216) 891-5000
Dallas Cowboys	Rich Dalrymple	(972) 556-9900
Denver Broncos	Jim Saccomano	(303) 649-9000
Detroit Lions	Matt Barnhart	(313) 216-4000
Green Bay Packers	Jeff Blumb	(920) 496-5700
Houston Texans	Tony Wiley	(832) 667-2000
Indianapolis Colts	Craig Kelley	(317) 297-2658
Jacksonville Jaguars	Dan Edwards	(904) 633-6000
Kansas City Chiefs	Bob Moore	(816) 920-9300
Miami Dolphins	Harvey Greene	(954) 452-7000
Minnesota Vikings	Bob Hagen	(952) 828-6500
New England Patriots	Stacey James	(508) 543-8200
New Orleans Saints	Greg Bensel	(504) 731-1799
New York Giants	Pat Hanlon	(201) 935-8111
New York Jets	Ron Colangelo	(516) 560-8100
Oakland Raiders	Mike Taylor	(510) 864-5000
Philadelphia Eagles	Derek Boyko	(215) 463-2500
Pittsburgh Steelers	Dave Lockett	(412) 432-7820
St. Louis Rams	Rick Smith	(314) 982-7267
San Diego Chargers	Bill Johnston	(858) 874-4500
San Francisco 49ers	Aaron Salkin	(408) 562-4949
Seattle Seahawks	Dave Pearson	(425) 827-9777
Tampa Bay Buccaneers	Jeff Kamis	(813) 870-2700
Tennessee Titans	Robbie Bohren	(615) 565-4000
Washington Redskins	Pat Wixted	(703) 726-7000



## NFL Calendar

Thur., July 27	Training camp practices begin — Bourbonnais, Ill.
Tue., Aug. 29	Roster cut to 65 (3:00 pm CT)
Sat., Sept. 2	Roster cut to 53 (3:00 pm CT)
Sun., Sept. 3	Clubs may establish a practice squad of eight players
Sun., Sept. 10	Regular season opener at Green Bay Packers - Lambeau Field (3:15 p.m.)
Tue., Oct. 17	Trading deadline (3:00 pm CT)
Sun., Dec. 31, 2006	Regular season ends vs. Green Bay Packers- Soldier Field (Noon)
Jan. 6-7	Wild Card Weekend
Jan. 13-14	Divisional Playoff games
Sun., Jan. 21	Conference Championships
Sun., Feb. 4	Super Bowl XLI — South Florida
Sun., Feb. 10	AFC-NFC Pro Bowl — Honolulu, Hawaii
Feb. 19-28	NFL Combine, RCA Dome, Indianapolis, Indiana
Apr. 28-29	2006 NFL Draft



# 2006 Chicago Bears Preseason Schedule

## BEARS PRESEASON SCHEDULE

DATE	OPPONENT	TIME	NETWORK
Friday, August 11	at San Francisco 49ers	9:00 PM	NBC5
Friday, August 18	SAN DIEGO CHARGERS	7:00 PM	CBS2
Friday, August 25	ARIZONA CARDINALS	7:00 PM	NBC5
Thursday, August 31	at Cleveland Browns	7:00 PM	NBC5

## NFL PRESEASON SCHEDULE

### HALL OF FAME WEEKEND (August 6)

Sunday, Aug. 6 (Canton, OH) Oakland vs. Philadelphia (NBC)

### WEEK 1 (August 10-14)

Indianapolis at St. Louis (Fox, 8/10)  
 New England at Atlanta (CBS, 8/11)  
 Washington at Cincinnati (NBC, 8/13)  
 Oakland at Minnesota (ESPN, 8/14)  
 Buffalo at Carolina  
**Chicago at San Francisco**  
 Cleveland at Philadelphia  
 Dallas at Seattle  
 Denver at Detroit  
 Green Bay at San Diego  
 Jacksonville at Miami  
 Kansas City at Houston  
 New Orleans at Tennessee  
 New York Giants at Baltimore  
 New York Jets at Tampa Bay  
 Pittsburgh at Arizona

### WEEK 2 (August 17-21)

Kansas City at NY Giants (Fox, 8/17)  
**San Diego at Chicago (CBS, 8/18)**  
 Arizona at New England (NFLN, 8/19)  
 Seattle at Indianapolis (NBC, 8/20)  
 Dallas at New Orleans (ESPN, 8/21)  
 Atlanta at Green Bay  
 Carolina at Jacksonville  
 Cincinnati at Buffalo  
 Detroit at Cleveland  
 Houston at St. Louis  
 Miami at Tampa Bay  
 Minnesota at Pittsburgh  
 New York Jets at Washington  
 Philadelphia at Baltimore  
 San Francisco at Oakland  
 Tennessee at Denver

### WEEK 3 (August 24-28)

Miami at Carolina (Fox, 8/24)  
 Pittsburgh at Philadelphia (ESPN, 8/25)  
 Tampa Bay at Jacksonville (CBS, 8/26)  
 Houston at Denver (NFLN, 8/27)  
 Green Bay at Cincinnati (ESPN, 8/28)  
**Arizona at Chicago**  
 Atlanta at Tennessee  
 Baltimore at Minnesota  
 Cleveland at Buffalo  
 Detroit at Oakland  
 Indianapolis at New Orleans, Jackson, MS  
 New York Giants at New York Jets  
 San Francisco at Dallas  
 Seattle at San Diego  
 St. Louis at Kansas City  
 Washington at New England

### WEEK 4 (Aug. 31-Sept. 2)

Baltimore at Washington  
 Buffalo at Detroit  
 Carolina at Pittsburgh  
**Chicago at Cleveland**  
 Cincinnati at Indianapolis  
 Denver at Arizona  
 Jacksonville at Atlanta  
 Minnesota at Dallas  
 New England at New York Giants  
 New Orleans at Kansas City  
 Oakland at Seattle  
 Philadelphia at New York Jets  
 San Diego at San Francisco  
 St. Louis at Miami  
 Tampa Bay at Houston  
 Tennessee at Green Bay

# 2006 Chicago Bears Media Guide Index

100-Yard Receiving Games	260-262
100-Yard Rushing Games	257-259
2005 Defense and Special Teams Stats	176
2005 Final Statistics	174-175
2005 Game Summaries	180-189
2005 NFL Standings	190
2005 Participation Chart	177
2005 Preseason Statistics	179
2005 Starting Lineups	178
300-Yard Passing Games	263
Angelo, Jerry, General Manager	8-9
Annual Interception Leaders	255
Annual Kickoff Return Leaders	254
Annual Passing Leaders	249-250
Annual Punt Return Leaders	253
Annual Punting Leaders	256
Annual Receiving Leaders	251-252
Annual Rushing Leaders	248
Annual Sack Leaders	256
Annual Scoring Leaders	247
Assistant Coaches, All-Time	295
Attendance	246
Bears Care	394-395
Bears Share	389
Board of Directors	2
Calendar, 2006 NFL	396
Career Leaders	229-232
Career NFL Stats of Active Bears	170
Chicago Bears Broadcasting	399
Chicago Bears By the Decade	4-5
ChicagoBears.com	389
Coaching Staff	10-30
Lovie Smith	10-12
Ron Rivera	13-14
Ron Turner	15-16
Dave Tobac	17
Bob Babin	18
Rob Butch	19
Darryl Drake	20
Harold Goodwin	21
Harry Hiestand	22
Don Johnson	23
Lloyd Lee	24
Kevin O'Dea	25
Tim Spencer	26
Steven Wilks	27
Wade Wilson	28
Mike Bakajian	29
Gill Byrd	29
Rusty Jones	30
Jim Arrhur	30
Community Relations	392-393
Draft Picks, All-Time First-Round	266
Drafted Bios, 2006	144-150
Manning, Danico	144
Hester, Devin	145
Dvorack, Dusty	146
Williams, Lamar	147
Anderson, Mark	148
Rumwils, J.D.	149
Reed, Tyler	150
Drafts, All-Time Bears	267-274
Football Staff	31-32
Halas Hall	385
Hall of Famers	240-245
Historical Biographies	238-239
Historical Highlights	234-237
How the 2006 Bears got to the NFL	172
How the 2006 Bears were Built	171
Jersey Numbers, All-Time Bears	275-282
Last Time, The	192-194
Media Information	387
Monday Night Football	376
Overtime, Bears Record in	378
Phillips, Ted, President & CEO	6-7
Player Bios	40-167
Ayanbadejo, Brandon	40-41
Benson, Cedric	42-43
Berrian, Bernard	44-45

Boone, Alfonso	46-47
Bradley, Mark	48
Briggs, Lance	49-50
Brown, Alex	51-52
Brown, Mike	53-54
Brown, Ruben	55-56
Clark, Desmond	57-58
Davis, Rashied	59
Edwards, Steve	60
Friedman, Lennie	61
Gage, Justin	62-63
Garza, Roberto	64-65
Gilmore, John	66-67
Gould, Robbie	68-69
Griese, Brian	70-75
Grossman, Rex	76-78
Harris, Chris	79
Harris, Tommie	80-81
Haynes, Michael	82-83
Hillmeyer, Hunter	84-85
Ildorpe, Israel	86
Joe, Leon	87
Johnson, Bryan	88-89
Johnson, Tank	90
Johnson, Todd	91-92
Jones, Thomas	93-97
Kreutz, Olin	98-99
Mannely, Patrick	100-101
Manning Jr., Ricky	102-103
Maynard, Brad	104-106
McKie, Jason	107-108
Metcalfe, Terrence	109
Miller, Fred	110-111
Mitchell, Qasim	112
Muhammad, Muhsin	113-117
Odon, Joe	118
Ogunleye, Adewale	119-121
Orton, Kyle	122-123
Peterson, Adrian	124-125
Reid, Gabie	126
Scott, Ian	127-128
St. Clair, John	129
Tait, John	130-131
Tillman, Charles	132-133
Ullrich, Brian	134-137
Vasher, Nathan	138-139
Wesley, Dante	140-141
Worrell, Cameron	142
Players with Pro Experience	151-161
Playoff Game Summaries	302-320
Postseason Results	301
Preseason Results, Year-by-Year	296-300
Preseason Schedule, 2006 NFL	397
Pro Bowl, Bears in the	377-378
Public Relations Directory, NFL	396
Quarterback Ratings, Highest	250
Quarterbacks Starting Records	264-265
Radio Play-by-Play	388
Records, Individual	196-206
Records, Individual Postseason	225-228
Records, Opponent's Individual	207-208
Records, Rookie Individual	195
Records-Team, Defense	217-224
Records-Team, Offense	209-216
Results, Year-by-Year, All-Time	321-365
Roster, All-Time Bears	283-294
Roster, First-Year/Rookie	169
Roster, Veteran	168
Series Records, Team-by-Team	366-374
Series Summary, Team-by-Team	374-375
Soldier Field	380-384
History	381
Tribute and Honoring Tradition	382-383
Parking & Seating Charts	384
Staff Directory	3
Staff Headshots	33-38
Training Camp Information	386
Undrafted Free Agents	162-167

## INFORMATION BOXES

3-Season Tackle Totals, Top	83
40 Rushes vs. 40 Passes	258
Agos, Player	23
Aikman Efficiency Ratings	134
Air Miles Bears Travel Per Season	224
Attendance Records	85
Blown Leads since 1980	254
Brother Combos in the NFL	95
Cold-Weather Games in the NFL	250
Come-From-Behind Wins since 1980	253
Community Relations Contact Info	392
Contract Expiration of 2006 Bears	251
Contributions, 2005 Rookie Class	274
Directions to Halas Hall	27
Divisional Challenge	368
Divisions of the NFL	99
Draft Picks, 2006	149
Ed Block Courage Award	237
Ed McCaskey Memorial Garden	385
Fight Song, Chicago Bears	2
First-Time Bears	22
Franchise Moves	371
Free Agent Signings Since 2001	252
Future Schedules of the NFC North	175
Future Super Bowl Sites	190
Hall of Famers by Franchise	245
Head Coaches, All-Time	295
Highest-Rated TV Programs	300
Hotels, 2006 Bears Team	387
Injured Reserve since 2001	199
Instant Replay's Players	92
International Games	301
Internet Access to the Bears	383
Linebacker Sacks	19
Longest Plays at Soldier Field	208
Longest Win/Lose Streaks vs. One Team	225
Members of the 53-Man Roster	294
Naming the Bears	4
NFC North Standings, All-Time	247
NFL Europe	155
NFL Walter Payton Man of the Year	131
Offense Inside-the-20	89
Physicians, Bears Team	41
Piccolo Award	108
Playoff Appearances	21
Playoff Payout	63
Practice Squad, All-Time	324
Pronunciation Guide	169
QB Performances, Bears Rookie	77
QB Rating Formula	265
Quarter-by-Quarter Scoring, 2005	101
Rankings, Bears in the	43
Retired Numbers	276
Rookie Starters	167
Rookie Starters, Opening Day	141
Rules of Instant Replay	67
Sacks Allowed, Reducing	111
Sacks by Defensive Line	121
Season-Opening Wins, Most	228
Sellouts	246
Series, Last Time Game Played	157
Shutouts	198
Stadium, Award-Winning	16
Staley	389
States Bears Players Reside	209
Strike Games	65
Super Bowl Winners, Bears vs.	47
Tacklers, Bears Leading	81
Takeaways/Giveaways, Year-by-Year	128
Thanksgiving Day Games	255
Thomas Jones Rushing	248
Tie Games	260
Transactions, 2006 Offseason	24-25
Undrafted Free Agents	165
Uniform, Evolution of the Bears	293
Universities, Top	150
Victories, Teams with Most NFL	216
Victories/Defeats, Top Bears	291
Wingley Record	326-327



**GREAT  
TASTE...  
LESS  
FILLING.**



**Miller**  
Good call.

Live Responsibly  
©2004 Miller Brewing Co., Milwaukee, WI

## **2006 Schedule**

### **PRESEASON**

Aug. 11	at San Francisco	7:00 PM	NBC5
Aug. 18	SAN DIEGO	7:00 PM	CBS2
Aug. 25	ARIZONA	7:00 PM	NBC5
Aug. 31	at Cleveland	7:00 PM	NBC5

### **REGULAR SEASON**

Sept. 10	at Green Bay	3:15 PM	Fox32
Sept. 17	DETROIT	Noon	Fox32
Sept. 24	at Minnesota	Noon	Fox32
Oct. 1	SEATTLE	7:15 PM	NBC5
Oct. 8	BUFFALO	Noon	CBS2
Oct. 16	at Arizona (Mon.)	7:30 PM	ESPN
Oct. 22	BYE		
Oct. 29	SAN FRANCISCO	Noon	Fox32
Nov. 5	MIAMI	Noon	CBS2
Nov. 12	at N.Y. Giants	Noon*	Fox32
Nov. 19	at N.Y. Jets	Noon*	Fox32
Nov. 26	at New England	Noon*	Fox32
Dec. 3	MINNESOTA	Noon*	Fox32
Dec. 11	at St. Louis (Mon.)	7:30 PM	ESPN
Dec. 17	TAMPA BAY	Noon*	Fox32
Dec. 24	at Detroit	Noon	Fox32
Dec. 31	GREEN BAY	Noon*	Fox32

Chicago time; HOME games (BLUE CAPS).

**For Tickets:** [ChicagoBears.com](http://ChicagoBears.com) or (847) 615-BEAR

\*Game Time Subject to Change



10:30am



10:45pm

**Bears Radio Shows on 670 The Score**



7:00pm Monday



6:00 pm Thursday

All Bears games are broadcast live on





# 2006 NFL Schedule

## WEEK 10\*

### Sunday, November 12

Cleveland at Atlanta ..... Noon  
 San Diego at Cincinnati ..... Noon  
 San Francisco at Detroit ..... Noon  
 Buffalo at Indianapolis ..... Noon  
 Houston at Jacksonville ..... Noon  
 Kansas City at Miami ..... Noon  
 Green Bay at Minnesota ..... Noon  
 N.Y. Jets at New England ..... Noon  
**Chicago at N.Y. Giants** ..... Noon  
 Washington at Philadelphia ..... Noon  
 New Orleans at Pittsburgh ..... Noon  
 Baltimore at Tennessee ..... Noon  
 Denver at Oakland ..... 3:05p  
 Dallas at Arizona ..... 3:15p  
 St. Louis at Seattle ..... 3:15p  
 NBC Game TBD ..... 7:15p  
**Monday, November 13**  
 Tampa Bay at Carolina ..... 7:30p

## WEEK 13\*

### Thursday, November 30

Baltimore at Cincinnati ..... 7:00p

### Sunday, December 3

San Diego at Buffalo ..... Noon  
**Minnesota at Chicago** ..... Noon  
 Kansas City at Cleveland ..... Noon  
 N.Y. Jets at Green Bay ..... Noon  
 Jacksonville at Miami ..... Noon  
 Detroit at New England ..... Noon  
 San Fran. at New Orleans ..... Noon  
 Dallas at N.Y. Giants ..... Noon  
 Tampa Bay at Pittsburgh ..... Noon  
 Arizona at St. Louis ..... Noon  
 Indianapolis at Tennessee ..... Noon  
 Atlanta at Washington ..... Noon  
 Houston at Oakland ..... 3:05p  
 Seattle at Denver ..... 3:15p  
 NBC Game TBD ..... 7:15p  
**Monday, December 4**  
 Carolina at Philadelphia ..... 7:30p

## WEEK 16

### Thursday, December 21

Minnesota at Green Bay ..... 7:00p

### Saturday, December 23

Kansas City at Oakland ..... 7:00p

### Sunday, December 24

Carolina at Atlanta ..... Noon  
 Tennessee at Buffalo ..... Noon  
 Tampa Bay at Cleveland ..... Noon  
**Chicago at Detroit** ..... Noon  
 Indianapolis at Houston ..... Noon  
 New England at Jacksonville ..... Noon  
 New Orleans at N.Y. Giants ..... Noon  
 Baltimore at Pittsburgh ..... Noon  
 Washington at St. Louis ..... Noon  
 Arizona at San Francisco ..... 3:05p  
 Cincinnati at Denver ..... 3:15p  
 San Diego at Seattle ..... 3:15p  
**Monday, December 25**  
 Philadelphia at Dallas ..... 4:00p  
 N.Y. Jets at Miami ..... 7:30p

## WEEK 11\*

### Sunday, November 19

Atlanta at Baltimore ..... Noon  
 St. Louis at Carolina ..... Noon  
 Pittsburgh at Cleveland ..... Noon  
 Indianapolis at Dallas ..... Noon  
 New England at Green Bay ..... Noon  
 Buffalo at Houston ..... Noon  
 Oakland at Kansas City ..... Noon  
 Minnesota at Miami ..... Noon  
 Cincinnati at New Orleans ..... Noon  
**Chicago at N.Y. Jets** ..... Noon  
 Tennessee at Philadelphia ..... Noon  
 Washington at Tampa Bay ..... Noon  
 Detroit at Arizona ..... 3:05p  
 Seattle at San Francisco ..... 3:05p  
 San Diego at Denver ..... 3:15p  
 NBC Game TBD ..... 7:15p  
**Monday, November 20**  
 N.Y. Giants at Jacksonville ..... 7:30p

## WEEK 14\*

### Thursday, December 7

Cleveland at Pittsburgh ..... 7:00p

### Sunday, December 10

N.Y. Giants at Carolina ..... Noon  
 Oakland at Cincinnati ..... Noon  
 New Orleans at Dallas ..... Noon  
 Minnesota at Detroit ..... Noon  
 Tennessee at Houston ..... Noon  
 Indianapolis at Jacksonville ..... Noon  
 Baltimore at Kansas City ..... Noon  
 New England at Miami ..... Noon  
 Buffalo at N.Y. Jets ..... Noon  
 Atlanta at Tampa Bay ..... Noon  
 Philadelphia at Washington ..... Noon  
 Seattle at Arizona ..... 3:05p  
 Green Bay at San Francisco ..... 3:05p  
 Denver at San Diego ..... 3:15p  
 NBC Game TBD ..... 7:15p  
**Monday, December 11**  
**Chicago at St. Louis** ..... 7:30p

## WEEK 17\*

### Saturday, December 30

N.Y. Giants at Washington ..... 7:00p

### Sunday, December 31

Buffalo at Baltimore ..... Noon  
**Green Bay at Chicago** ..... Noon  
 Pittsburgh at Cincinnati ..... Noon  
 Detroit at Dallas ..... Noon  
 Cleveland at Houston ..... Noon  
 Miami at Indianapolis ..... Noon  
 Jacksonville at Kansas City ..... Noon  
 St. Louis at Minnesota ..... Noon  
 Carolina at New Orleans ..... Noon  
 Oakland at N.Y. Jets ..... Noon  
 Atlanta at Philadelphia ..... Noon  
 Seattle at Tampa Bay ..... Noon  
 New England at Tennessee ..... Noon  
 San Francisco at Denver ..... 3:15p  
 Arizona at San Diego ..... 3:15p  
 NBC Game TBD ..... 7:15p

## WEEK 12\*

### Thursday, November 23

Miami at Detroit ..... 11:30a  
 Tampa Bay at Dallas ..... 3:15p  
 Denver at Kansas City ..... 7:00p

### Sunday, November 26

New Orleans at Atlanta ..... Noon  
 Pittsburgh at Baltimore ..... Noon  
 Jacksonville at Buffalo ..... Noon  
 Cincinnati at Cleveland ..... Noon  
 Philadelphia at Indianapolis ..... Noon  
 Arizona at Minnesota ..... Noon  
**Chicago at New England** ..... Noon  
 Houston at N.Y. Jets ..... Noon  
 San Francisco at St. Louis ..... Noon  
 N.Y. Giants at Tennessee ..... Noon  
 Carolina at Washington ..... Noon  
 Oakland at San Diego ..... 3:05p  
 NBC Game TBD ..... 7:15p

### Monday, November 27

Green Bay at Seattle ..... 7:30p

## WEEK 15\*

### Thursday, December 14

San Francisco at Seattle ..... 7:00p

### Saturday, December 16

Dallas at Atlanta ..... 7:00p

### Sunday, December 17

Cleveland at Baltimore ..... Noon  
 Miami at Buffalo ..... Noon  
 Pittsburgh at Carolina ..... Noon  
**Tampa Bay at Chicago** ..... Noon  
 Detroit at Green Bay ..... Noon  
 N.Y. Jets at Minnesota ..... Noon  
 Houston at New England ..... Noon  
 Washington at New Orleans ..... Noon  
 Philadelphia at N.Y. Giants ..... Noon  
 Jacksonville at Tennessee ..... Noon  
 Denver at Arizona ..... 3:05p  
 Kansas City at San Diego ..... 3:05p  
 St. Louis at Oakland ..... 3:15p  
 NBC Game TBD ..... 7:15p  
**Monday, December 18**  
 Cincinnati at Indianapolis ..... 7:30p

## POST-SEASON

### January 6-7, 2007

AFC-NFC Wild Card Playoffs

### January 13-14, 2007

AFC-NFC Divisional Playoffs

### January 21, 2007

AFC-NFC Championship Games

### Sunday, February 4, 2007

Super Bowl XLI — South Florida

### Sunday, February 10, 2007

AFC-NFC Pro Bowl — Honolulu

\*Game Time Subject to Change





# 2006 NFL Schedule

## WEEK 1

Thursday, September 7

Miami at Pittsburgh .....7:30p

Sunday, September 10

Atlanta at Carolina .....Noon

New Orleans at Cleveland .....Noon

Seattle at Detroit .....Noon

Philadelphia at Houston .....Noon

Cincinnati at Kansas City .....Noon

Buffalo at New England .....Noon

Denver at St. Louis .....Noon

Baltimore at Tampa Bay .....Noon

N.Y. Jets at Tennessee .....Noon

San Francisco at Arizona .....3:15p

**Chicago at Green Bay .....3:15p**

Dallas at Jacksonville .....3:15p

Indianapolis at N.Y. Giants .....7:15p

Monday, September 11

Minnesota at Washington .....6:00p

San Diego at Oakland .....9:15p

## WEEK 4

Open Dates: Denver, N.Y. Giants,  
Pittsburgh, Tampa Bay

Sunday, October 1

Arizona at Atlanta .....Noon

San Diego at Baltimore .....Noon

Minnesota at Buffalo .....Noon

New Orleans at Carolina .....Noon

Miami at Houston .....Noon

San Francisco at Kansas City .....Noon

Indianapolis at N.Y. Jets .....Noon

Dallas at Tennessee .....Noon

Detroit at St. Louis .....3:05p

New England at Cincinnati .....3:15p

Cleveland at Oakland .....3:15p

Jacksonville at Washington .....3:15p

**Seattle at Chicago .....7:15p**

Monday, October 2

Green Bay at Philadelphia .....7:30p

## WEEK 7

Open Dates: Baltimore, Chicago,  
New Orleans, St. Louis,  
San Francisco, Tennessee

Sunday, October 22

Pittsburgh at Atlanta .....Noon

New England at Buffalo .....Noon

Carolina at Cincinnati .....Noon

Jacksonville at Houston .....Noon

San Diego at Kansas City .....Noon

Green Bay at Miami .....Noon

Detroit at N.Y. Jets .....Noon

Philadelphia at Tampa Bay .....Noon

Denver at Cleveland .....3:05p

Washington at Indianapolis .....3:15p

Arizona at Oakland .....3:15p

Minnesota at Seattle .....3:15p

Monday, October 23

N.Y. Giants at Dallas .....7:30p

## WEEK 2

Sunday, September 17

Tampa Bay at Atlanta .....Noon

Oakland at Baltimore .....Noon

**Detroit at Chicago .....Noon**

Cleveland at Cincinnati .....Noon

New Orleans at Green Bay .....Noon

Houston at Indianapolis .....Noon

Buffalo at Miami .....Noon

Carolina at Minnesota .....Noon

N.Y. Giants at Philadelphia .....Noon

St. Louis at San Francisco .....3:05p

Arizona at Seattle .....3:05p

Kansas City at Denver .....3:15p

New England at N.Y. Jets .....3:15p

Tennessee at San Diego .....3:15p

Washington at Dallas .....7:15p

Monday, September 18

Pittsburgh at Jacksonville .....7:30p

## WEEK 5

Open Dates: Atlanta, Cincinnati,  
Houston, Seattle

Sunday, October 8

Cleveland at Carolina .....Noon

**Buffalo at Chicago .....Noon**

St. Louis at Green Bay .....Noon

Tennessee at Indianapolis .....Noon

Detroit at Minnesota .....Noon

Miami at New England .....Noon

Tampa Bay at New Orleans .....Noon

Washington at N.Y. Giants .....Noon

Kansas City at Arizona .....3:05p

N.Y. Jets at Jacksonville .....3:05p

Oakland at San Francisco .....3:05p

Dallas at Philadelphia .....3:15p

Pittsburgh at San Diego .....7:15p

Monday, October 9

Baltimore at Denver .....7:30p

## WEEK 8

Open Dates: Buffalo, Detroit,  
Miami, Washington

Sunday, October 29

**San Francisco at Chicago .....Noon**

Atlanta at Cincinnati .....Noon

Arizona at Green Bay .....Noon

Seattle at Kansas City .....Noon

Baltimore at New Orleans .....Noon

Tampa Bay at N.Y. Giants .....Noon

Jacksonville at Philadelphia .....Noon

Houston at Tennessee .....Noon

St. Louis at San Diego .....3:05p

N.Y. Jets at Cleveland .....3:15p

Indianapolis at Denver .....3:15p

Pittsburgh at Oakland .....3:15p

Dallas at Carolina .....7:15p

Monday, October 30

New England at Minnesota .....7:30p

## WEEK 3

Open Dates: Dallas, Kansas City,  
Oakland, San Diego

Sunday, September 24

N.Y. Jets at Buffalo .....Noon

Green Bay at Detroit .....Noon

Washington at Houston .....Noon

Jacksonville at Indianapolis .....Noon

Tennessee at Miami .....Noon

**Chicago at Minnesota .....Noon**

Cincinnati at Pittsburgh .....Noon

Carolina at Tampa Bay .....Noon

Baltimore at Cleveland .....3:05p

St. Louis at Arizona .....3:15p

Philadelphia at San Francisco .....3:15p

N.Y. Giants at Seattle .....3:15p

Denver at New England .....7:15p

Monday, September 25

Atlanta at New Orleans .....7:30p

## WEEK 6

Open Dates: Cleveland, Green Bay,  
Indianapolis, Jacksonville,  
Minnesota, New England

Sunday, October 15

N.Y. Giants at Atlanta .....Noon

Carolina at Baltimore .....Noon

Houston at Dallas .....Noon

Buffalo at Detroit .....Noon

Philadelphia at New Orleans .....Noon

Seattle at St. Louis .....Noon

Cincinnati at Tampa Bay .....Noon

Tennessee at Washington .....Noon

Miami at N.Y. Jets .....3:15p

Kansas City at Pittsburgh .....3:15p

San Diego at San Francisco .....3:15p

Oakland at Denver .....7:15p

Monday, October 16

**Chicago at Arizona .....7:30p**

## WEEK 9

Open Dates: Arizona, Carolina,  
N.Y. Jets, Philadelphia

Sunday, November 5

Cincinnati at Baltimore .....Noon

Green Bay at Buffalo .....Noon

**Miami at Chicago .....Noon**

Atlanta at Detroit .....Noon

Tennessee at Jacksonville .....Noon

Houston at N.Y. Giants .....Noon

Kansas City at St. Louis .....Noon

New Orleans at Tampa Bay .....Noon

Dallas at Washington .....Noon

Minnesota at San Francisco .....3:05p

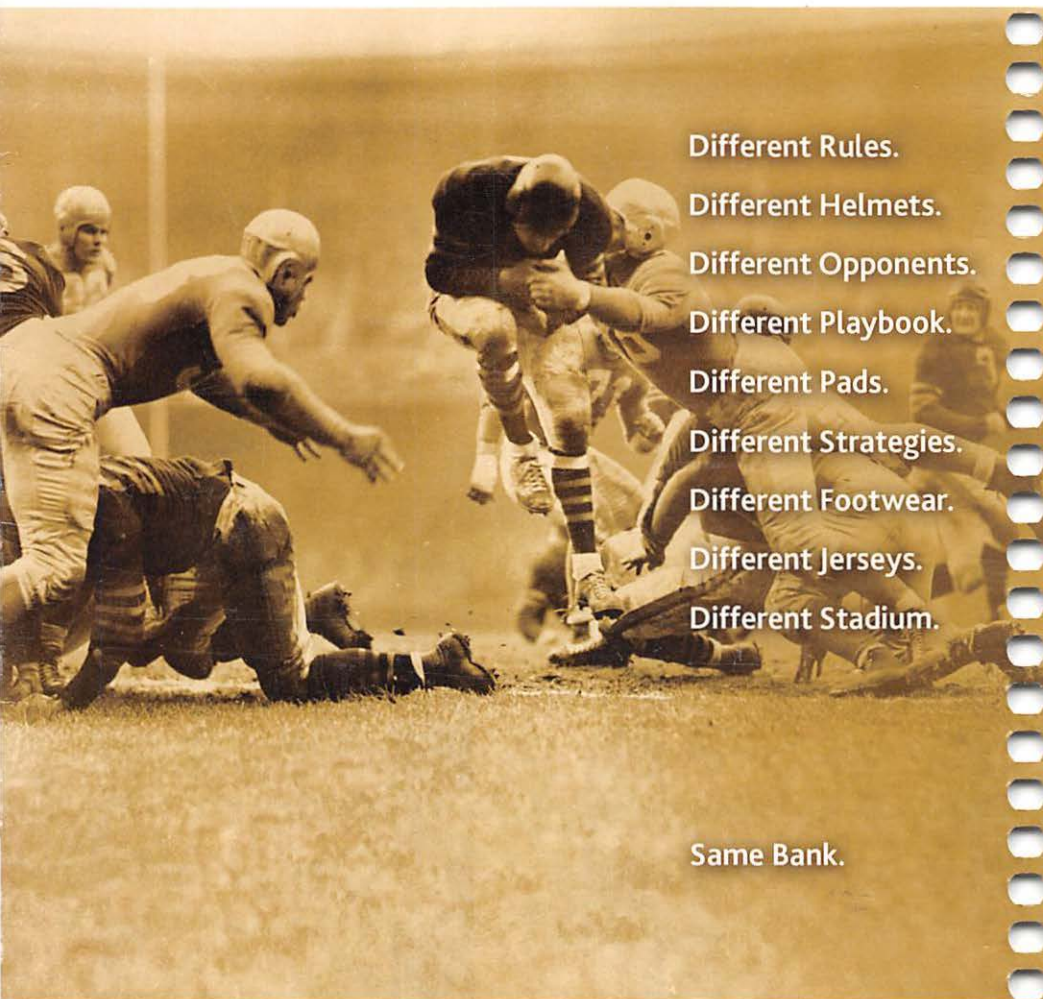
Denver at Pittsburgh .....3:15p

Cleveland at San Diego .....3:15p

Indianapolis at New England .....7:15p

Monday, November 6

Oakland at Seattle .....7:30p



Different Rules.  
Different Helmets.  
Different Opponents.  
Different Playbook.  
Different Pads.  
Different Strategies.  
Different Footwear.  
Different Jerseys.  
Different Stadium.

Same Bank.

While a lot has changed for the Chicago Bears since 1934, their commercial banking relationship has remained constant – Chase has helped the team enjoy financial continuity season after season. With a legacy that goes back to 1799, Chase can help your business thrive over decades, too. Whatever league you find yourself in.

**CHASE** 